

COURT OF CHANCERY  
State of Delaware

2018 Annual Report Statistical Information

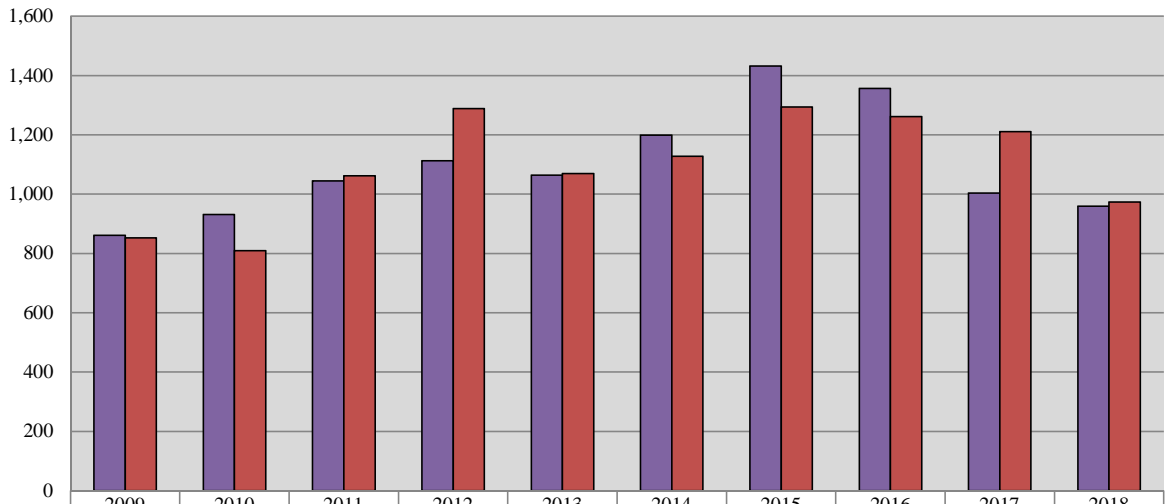
## COURT OF CHANCERY

<b>Caseload Comparison - Fiscal Years 2017-2018 - Civil Filings</b>				
	2017	2018	Change	% Change
<b>State</b>	<b>1,004</b>	<b>959</b>	<b>-45</b>	<b>-4.5%</b>

<b>Caseload Comparison - Fiscal Years 2017-2018 - Civil Dispositions</b>				
	2017	2018	Change	% Change
<b>State</b>	<b>1,211</b>	<b>973</b>	<b>-238</b>	<b>-19.7%</b>

Source: Registers in Chancery; Administrative Office of the Courts.

## Court of Chancery 10-Year Civil Caseload Trend



	2009	2010	2011	2012	2013	2014	2015	2016	2017	2018
■ Filings	861	931	1,045	1,113	1,064	1,199	1,432	1,356	1,004	959
■ Dispositions	852	809	1,062	1,288	1,069	1,128	1,294	1,262	1,211	973

**Fiscal Year**

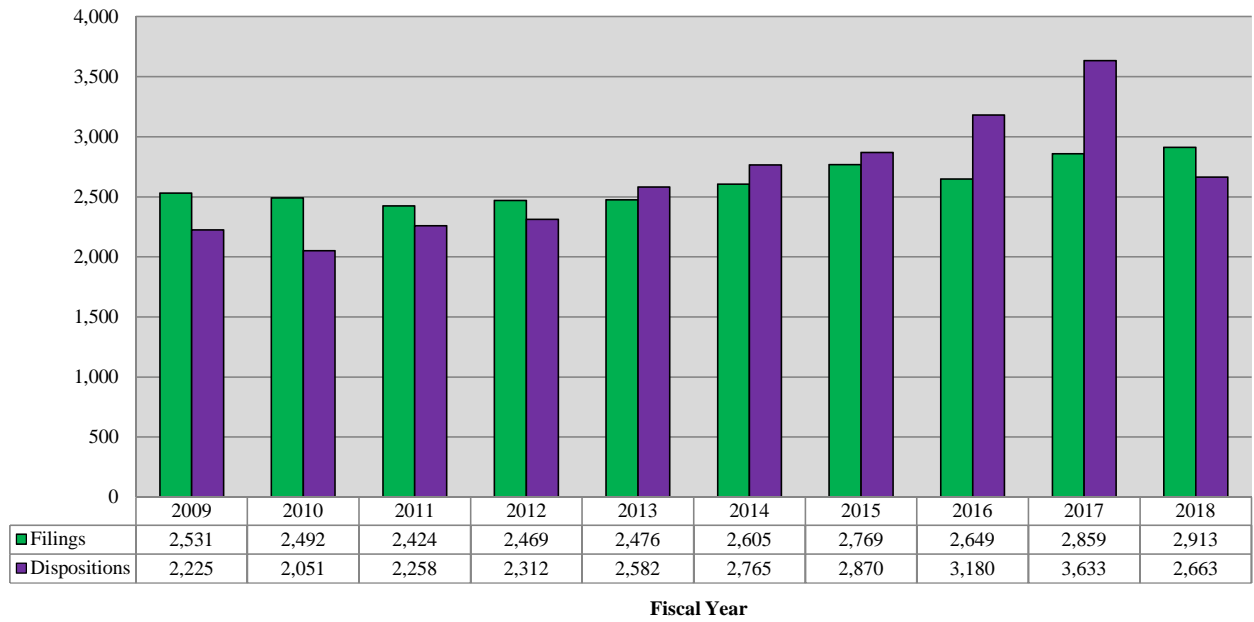
**COURT OF CHANCERY**

<b>Caseload Comparison - Fiscal Years 2017-2018 - Estates Filings</b>				
	2017	2018	Change	% Change
<b>State</b>	<b>2,859</b>	<b>2,913</b>	<b>54</b>	<b>1.9%</b>

<b>Caseload Comparison - Fiscal Years 2017-2018 - Estates Dispositions</b>				
	2017	2018	Change	% Change
<b>State</b>	<b>3,633</b>	<b>2,663</b>	<b>-970</b>	<b>-26.7%</b>

Source: Register of Wills; Administrative Office of the Courts.

### Court of Chancery 10-Year Estates Caseload Trend



**COURT OF CHANCERY**

<b>Caseload Comparison - Fiscal Years 2017-2018 - Miscellaneous Matters Filings</b>				
	2017	2018	Change	% Change
<b>State</b>	<b>286</b>	<b>259</b>	<b>-27</b>	<b>-9.4%</b>

<b>Caseload Comparison - Fiscal Years 2017-2018 - Miscellaneous Matters Dispositions</b>				
	2017	2018	Change	% Change
<b>State</b>	<b>740</b>	<b>433</b>	<b>-307</b>	<b>-41.5%</b>

Source: Registers of Wills; Administrative Office of the Courts.

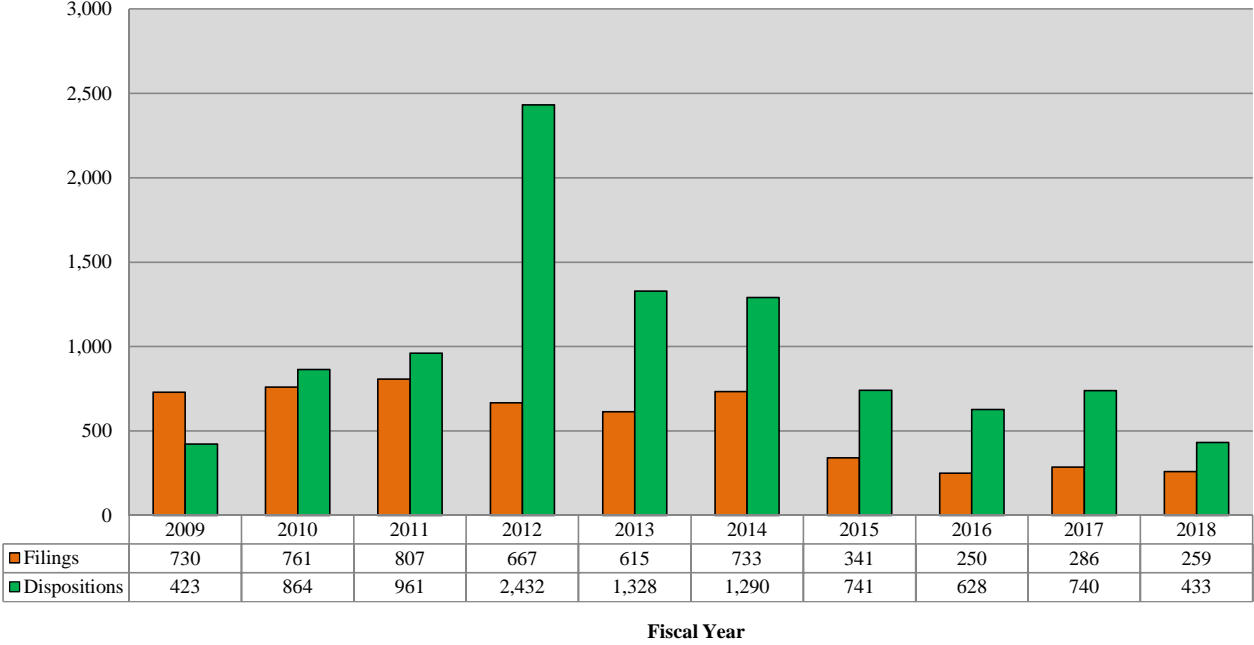
## COURT OF CHANCERY

<b>Caseload Breakdown - Fiscal Year 2018 - Miscellaneous Matters Filings</b>										
	Guardians for Minors		Guardians for Infirm		Trusts		Other Matters		Total	
<b>State</b>	<b>34</b>	<b>13.1%</b>	<b>219</b>	<b>84.6%</b>	<b>0</b>	<b>0.0%</b>	<b>6</b>	<b>2.3%</b>	<b>259</b>	<b>100%</b>

<b>Caseload Breakdown - Fiscal Year 2018 - Miscellaneous Matters Dispositions</b>										
	Guardians for Minors		Guardians for Infirm		Trusts		Other Matters		Total	
<b>State</b>	<b>203</b>	<b>46.9%</b>	<b>200</b>	<b>46.2%</b>	<b>26</b>	<b>6.0%</b>	<b>4</b>	<b>0.9%</b>	<b>433</b>	<b>100%</b>

Source: Registers in Chancery; Administrative Office of the Courts.

### Court of Chancery 10-Year Miscellaneous Caseload Trend



**Fiscal Year**



## COURT OF CHANCERY

<b>Caseload Comparison - Fiscal Years 2017-2018 - Total Case Filings*</b>				
	2017	2018	Change	% Change
<b>State</b>	<b>4,149</b>	<b>4,131</b>	<b>-18</b>	<b>-0.4%</b>

<b>Caseload Comparison - Fiscal Years 2017-2018 - Total Case Dispositions*</b>				
	2017	2018	Change	% Change
<b>State</b>	<b>5,584</b>	<b>4,069</b>	<b>-1,515</b>	<b>-27.1%</b>

\*Total includes Civil, Miscellaneous, and Estates.

Source: Registers in Chancery; Registers of Wills; Administrative Office of the Courts.

### Court of Chancery 10-Year Total Caseload Trend (Civil, Miscellaneous & Estates)

