

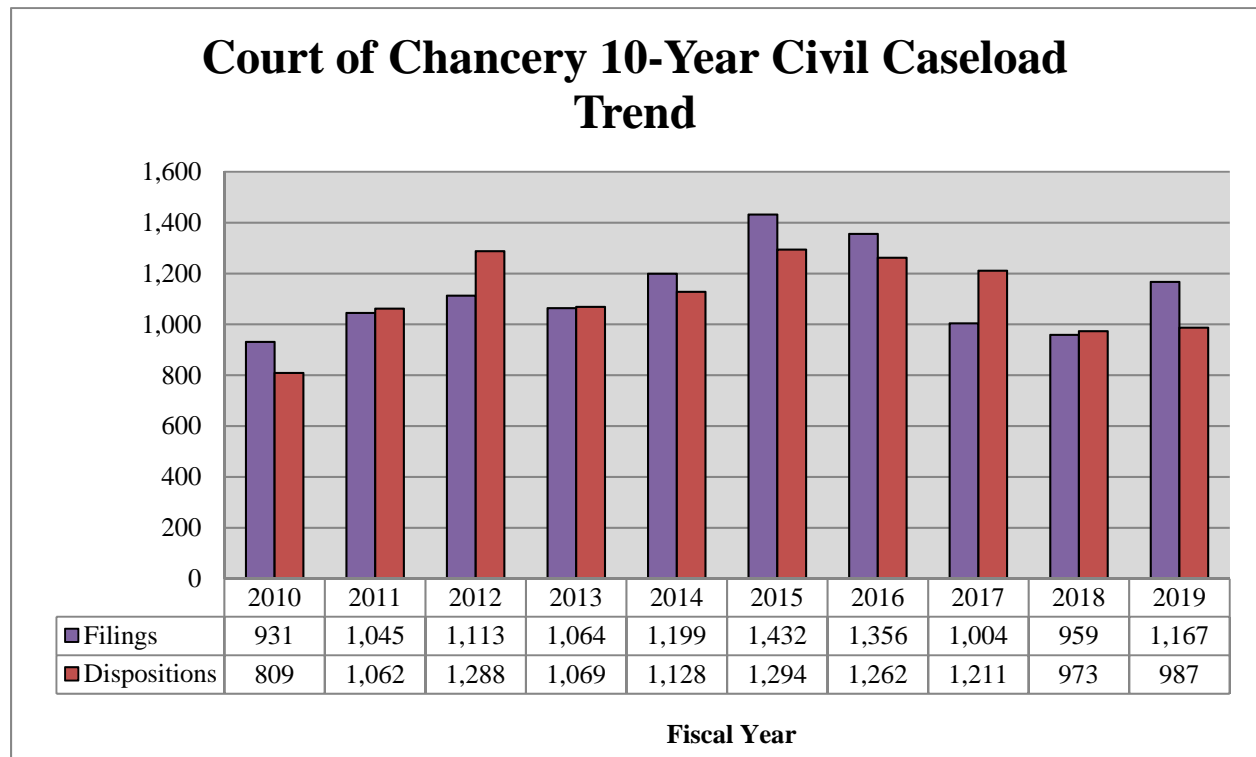
COURT OF CHANCERY
State of Delaware

2019 Annual Report Statistical Information

COURT OF CHANCERY

Caseload Comparison - Fiscal Years 2018-2019 - Civil Filings				
	2018	2019	Change	% Change
State	959	1,167	208	21.7%

Caseload Comparison - Fiscal Years 2018-2019 - Civil Dispositions				
	2018	2019	Change	% Change
State	973	987	14	1.4%



COURT OF CHANCERY

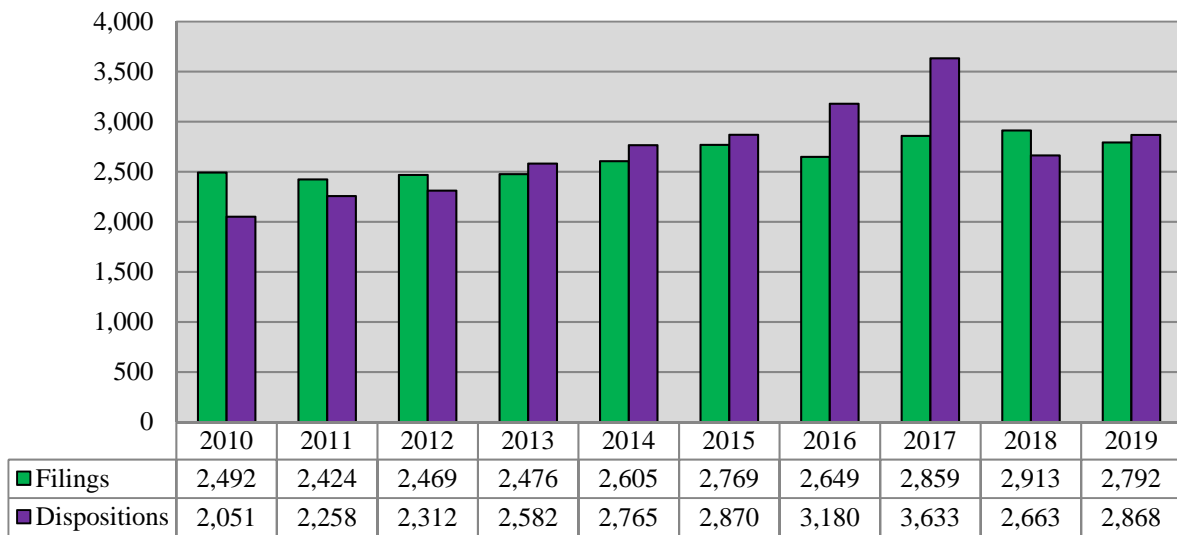
Caseload Comparison - Fiscal Years 2018-2019 - Estates Filings

	2018	2019	Change	% Change
State	2,913	2,792	-121	-4.2%

Caseload Comparison - Fiscal Years 2018-2019 - Estates Dispositions

	2018	2019	Change	% Change
State	2,663	2,868	205	7.7%

Court of Chancery 10-Year Estates Caseload Trend



Fiscal Year

COURT OF CHANCERY

Caseload Comparison - Fiscal Years 2018-2019 - Miscellaneous Matters Filings

	2018	2019	Change	% Change
State	259	252	-7	-2.7%

Caseload Comparison - Fiscal Years 2018-2019 - Miscellaneous Matters Dispositions

	2018	2019	Change	% Change
State	433	385	-48	-11.1%

Caseload Breakdown - Fiscal Year 2019 - Miscellaneous Matters Filings

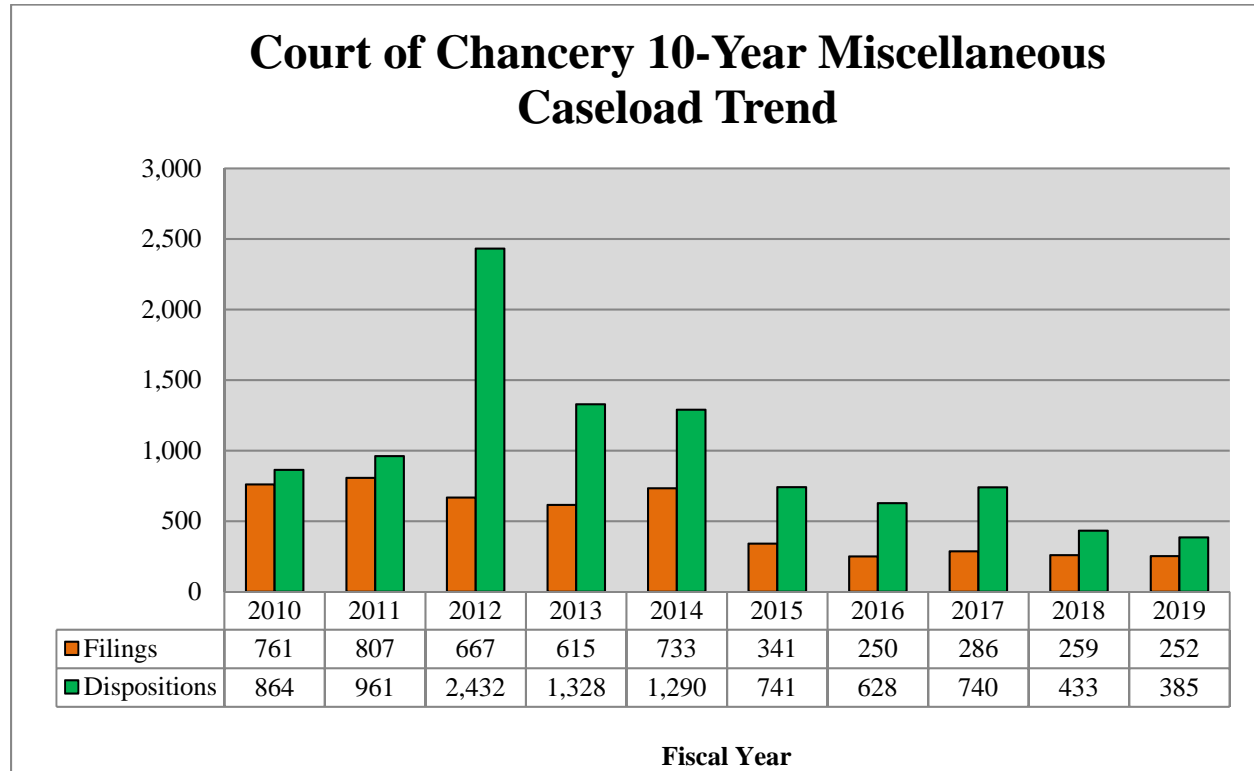
	Guardians for Minors		Guardians for Infirm		Trusts		Other Matters		Total	
State	21	8.3%	224	88.9%	1	0.4%	6	2.4%	252	100%

Caseload Breakdown - Fiscal Year 2019 - Miscellaneous Matters Dispositions

	Guardians for Minors		Guardians for Infirm		Trusts		Other Matters		Total	
State	171	44.4%	189	49.1%	21	5.5%	4	1.0%	385	100%

Source: Registers in Chancery; Administrative Office of the Courts.

COURT OF CHANCERY



Caseload Comparison - Fiscal Years 2018-2019 - Total Case Filings*				
	2018	2019	Change	% Change
State	4,131	4,211	80	1.9%

Caseload Comparison - Fiscal Years 2018-2019 - Total Case Dispositions*				
	2018	2019	Change	% Change
State	4,069	4,240	171	4.2%

*Total includes Civil, Miscellaneous, and Estates

Source: Registers in Chancery; Registers of Wills; Administrative Office of the Courts.

COURT OF CHANCERY

Court of Chancery 10-Year Total Caseload Trend (Civil, Miscellaneous & Estates)

