

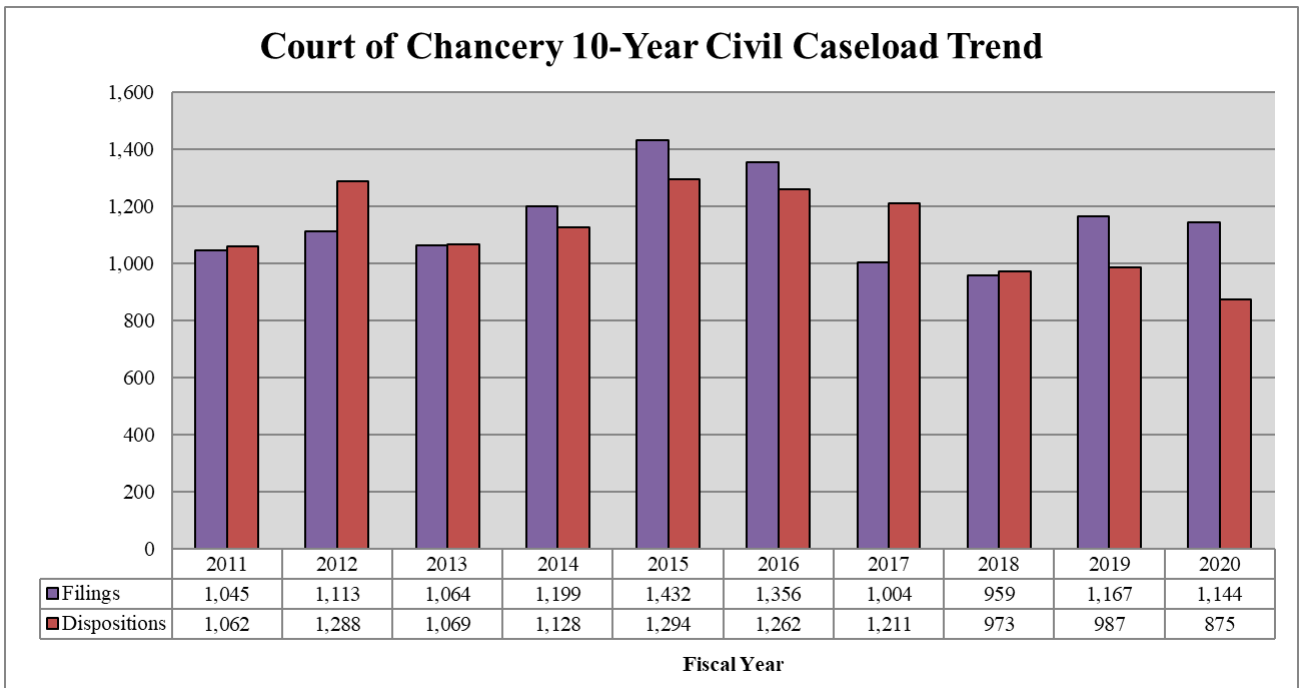
COURT OF CHANCERY
State of Delaware

2020 Annual Report Statistical Information

COURT OF CHANCERY

Caseload Comparison - Fiscal Years 2019-2020 - Civil Filings				
	2019	2020	Change	% Change
State	1,167	1,144	-23	-2.0%

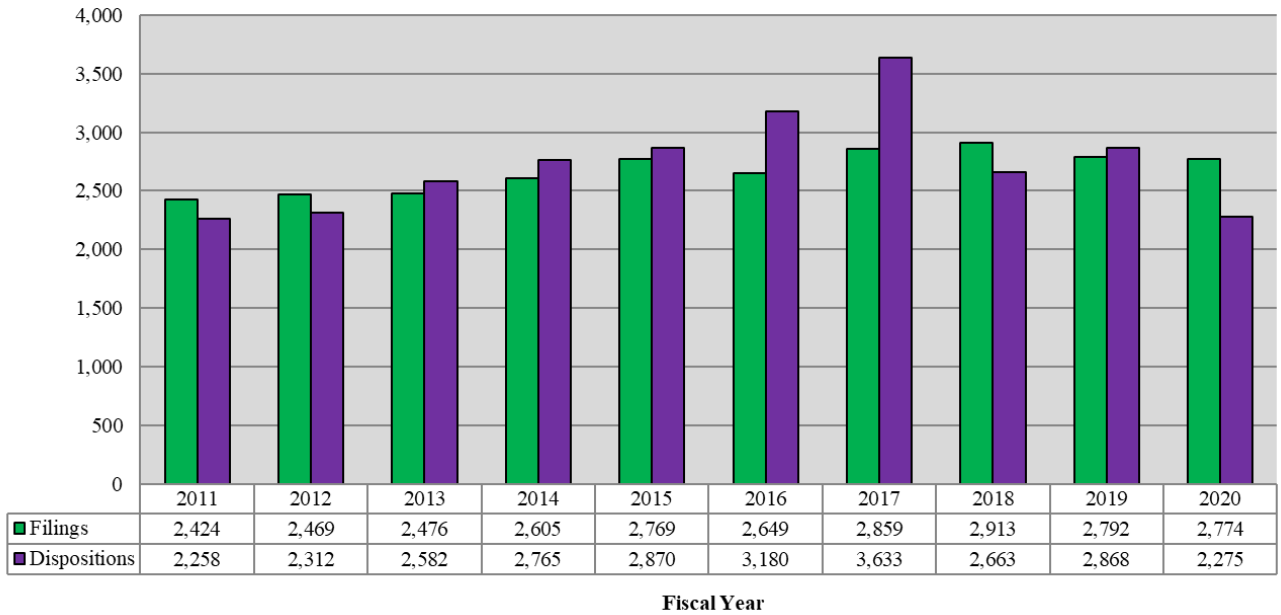
Caseload Comparison - Fiscal Years 2019-2020 - Civil Dispositions				
	2019	2020	Change	% Change
State	987	875	-112	-11.3%



Caseload Comparison - Fiscal Years 2019-2020 - Estates Filings				
	2019	2020	Change	% Change
State	2,792	2,774	-18	-0.6%

Caseload Comparison - Fiscal Years 2018-2019 - Estates Dispositions				
	2019	2020	Change	% Change
State	2,868	2,275	-593	-20.7%

Court of Chancery 10-Year Estates Caseload Trend



Caseload Comparison - Fiscal Years 2019-2020 - Miscellaneous Matters Filings

	2019	2020	Change	% Change
State	252	251	-1	-0.4%

Caseload Comparison - Fiscal Years 2019-2020 - Miscellaneous Matters Dispositions

	2019	2020	Change	% Change
State	385	389	4	1.0%

Caseload Breakdown - Fiscal Year 2020 - Miscellaneous Matters Filings

	Guardians for Minors		Guardians for Infirm		Trusts		Other Matters		Total	
State	20	8.0%	228	90.8%	1	0.4%	2	0.8%	251	100%

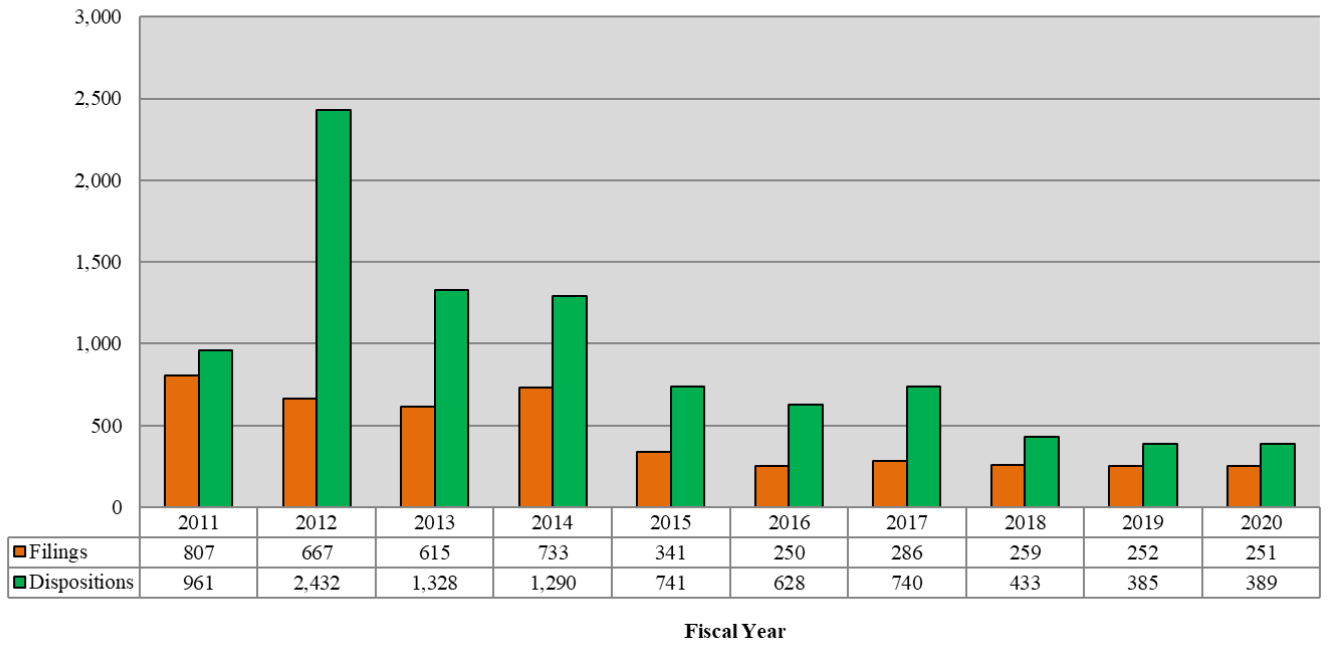
Caseload Breakdown - Fiscal Year 2020 - Miscellaneous Matters Dispositions

	Guardians for Minors		Guardians for Infirm		Trusts		Other Matters		Total	
State	147	37.8%	226	58.1%	14	3.6%	2	0.5%	389	100%

Percentages may not total 100 due to rounding.

Source: Registers in Chancery; Administrative Office of the Courts.

Court of Chancery 10-Year Miscellaneous Caseload Trend



Caseload Comparison - Fiscal Years 2019-2020 - Total Case Filings*

	2019	2020	Change	% Change
State	4,211	4,169	-42	-1.0%

Caseload Comparison - Fiscal Years 2019-2020 - Total Case Dispositions*

	2019	2020	Change	% Change
State	4,240	3,539	-701	-16.5%

*Total includes Civil, Miscellaneous, and Estates

Source: Registers in Chancery; Registers of Wills; Administrative Office of the Courts.

Court of Chancery 10-Year Total Caseload Trend (Civil, Miscellaneous & Estates)

