

COURT OF COMMON PLEAS
State of Delaware

2019 Annual Report Statistical Information

COURT OF COMMON PLEAS

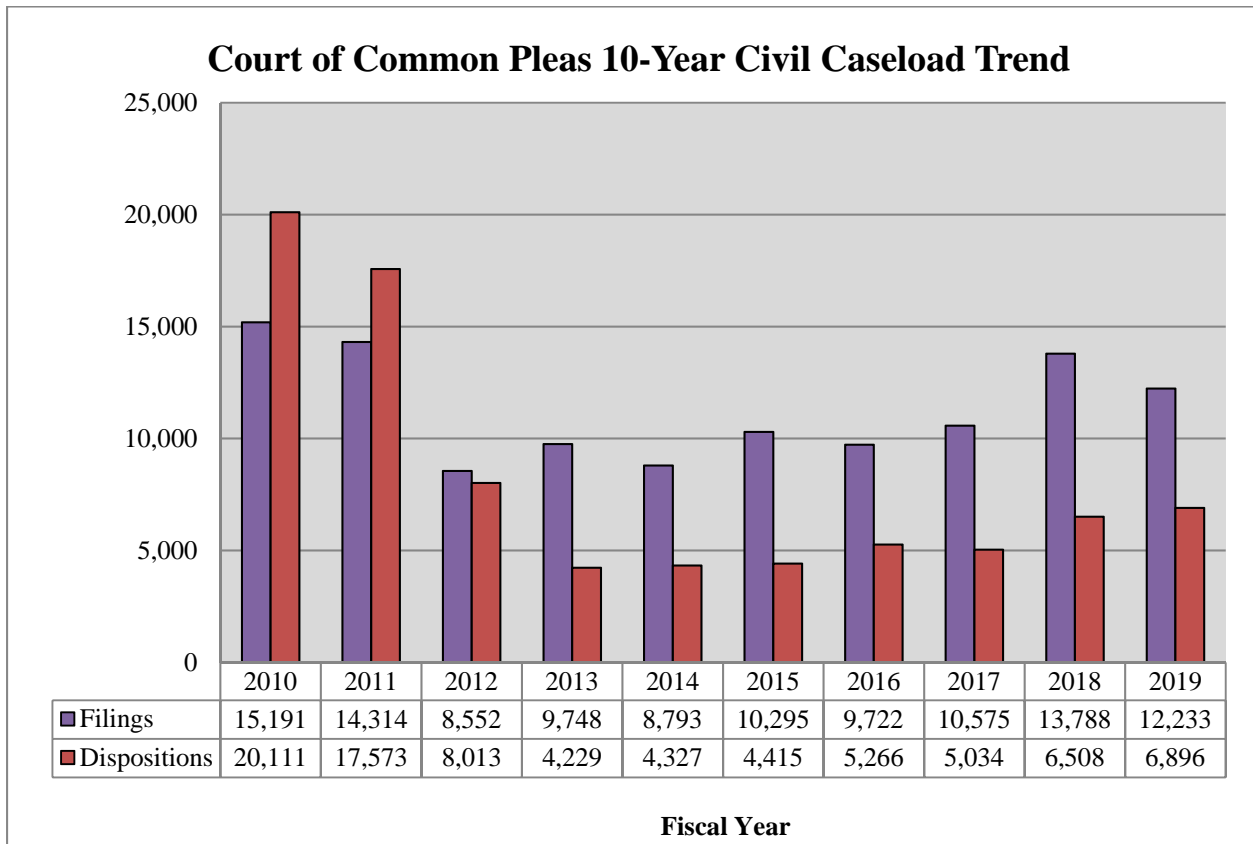
Caseload Summary - Fiscal Years 2018-2019 - Civil Case Filings				
	2018	2019	Change	% Change
New Castle County	7,910	7,040	-870	-11.0%
Kent County	2,862	2,648	-214	-7.5%
Sussex County	3,016	2,545	-471	-15.6%
State	13,788	12,233	-1,555	-11.3%

Caseload Summary - Fiscal Years 2018-2019 - Civil Case Dispositions				
	2018	2019	Change	% Change
New Castle County	3,586	3,718	132	3.7%
Kent County	1,349	1,452	103	7.6%
Sussex County	1,573	1,726	153	9.7%
State	6,508	6,896	388	6.0%

Caseload Breakdowns - Fiscal Year 2019 - Civil Case Filings						
	Complaints		Civil Judgments, Name Changes & Appeals		Total	
New Castle County	4,694	66.7%	2,346	33.3%	7,040	100%
Kent County	1,680	63.4%	968	36.6%	2,648	100%
Sussex County	1,630	64.0%	915	36.0%	2,545	100%
State	8,004	65.4%	4,229	34.6%	12,233	100%

Source: Court Administrator, Family Court; Administrative Office of the Courts.

COURT OF COMMON PLEAS



COURT OF COMMON PLEAS

Caseload Summary - Fiscal Years 2018-2019 - Criminal Misdemeanor Case Filings*

	2018	2019	Change	% Change
New Castle County	40,620	40,711	91	0.2%
Kent County	22,429	21,926	-503	-2.2%
Sussex County	28,959	26,125	-2,834	-9.8%
State	92,008	88,762	-3,246	-3.5%

Caseload Summary - Fiscal Years 2018-2019 - Criminal Misdemeanor Case Dispositions

	2018	2019	Change	% Change
New Castle County	30,917	30,973	56	0.2%
Kent County	16,752	15,005	-1,747	-10.4%
Sussex County	21,835	20,661	-1,174	-5.4%
State	69,504	66,639	-2,865	-4.1%

Caseload Summary - Fiscal Years 2018-2019 - Criminal Preliminary Hearing Case Filings

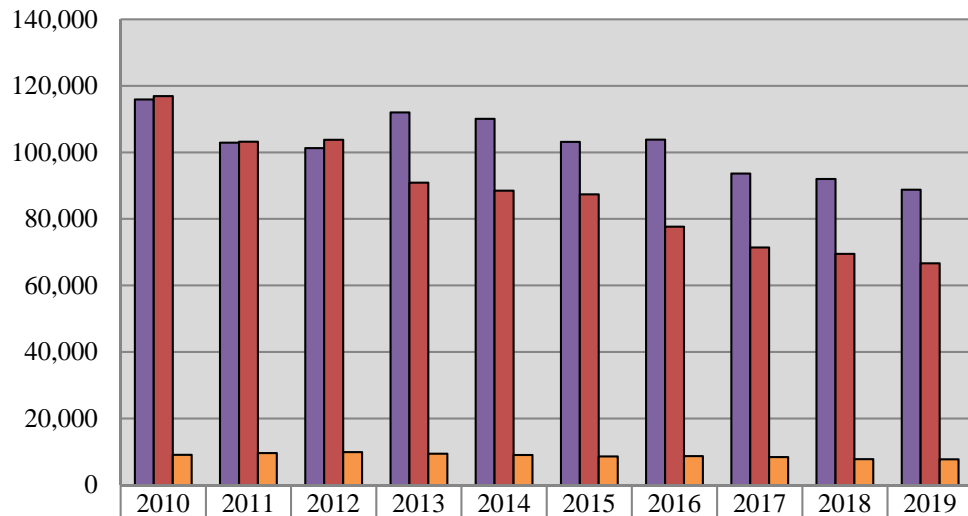
	2018	2019	Change	% Change
New Castle County	3,890	3,974	84	2.2%
Kent County	1,794	1,769	-25	-1.4%
Sussex County	2,114	1,996	-118	-5.6%
State	7,798	7,739	-59	-0.8%

*Includes Contempt of Court cases.

Source: Court Administrator, Court of Common Pleas; Administrative Office of the Courts.

COURT OF COMMON PLEAS

Court of Common Pleas 10-Year Criminal Caseload Trend



■ Misdemeanor Filings	115,882	102,939	101,284	112,004	110,071	103,176	103,825	93,630	92,008	88,762
■ Misdemeanor Dispositions	116,926	103,209	103,802	90,873	88,507	87,366	77,673	71,401	69,504	66,639
■ Preliminary Hearings	9,066	9,590	9,917	9,398	9,011	8,621	8,689	8,402	7,798	7,739

Fiscal Year

COURT OF COMMON PLEAS

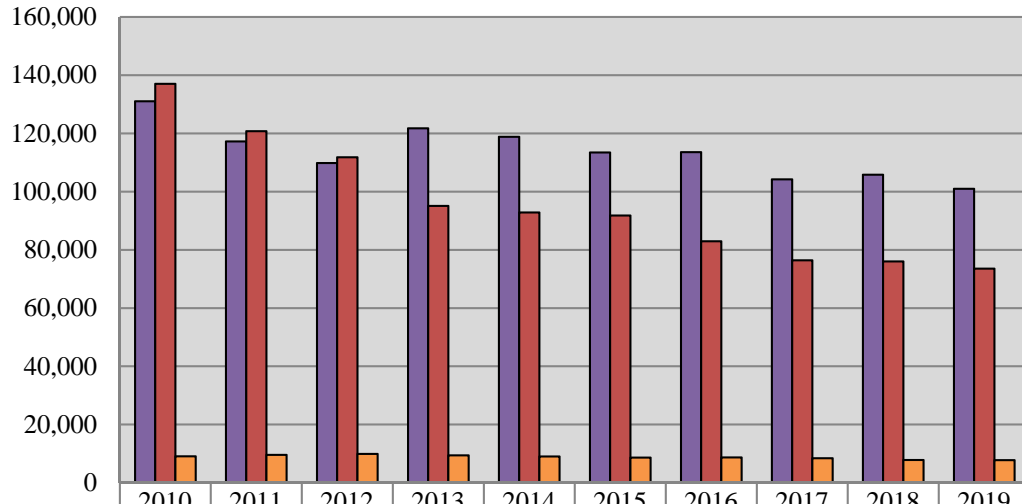
Caseload Summary - Fiscal Years 2018-2019 - Total Criminal Misdemeanor and Civil Case Filings				
	2018	2019	Change	% Change
New Castle County	48,530	47,751	-779	-1.6%
Kent County	25,291	24,574	-717	-2.8%
Sussex County	31,975	28,670	-3,305	-10.3%
State	105,796	100,995	-4,801	-4.5%

Caseload Summary - Fiscal Years 2018-2019 - Total Criminal Misdemeanor and Civil Case Dispositions				
	2018	2019	Change	% Change
New Castle County	34,503	34,691	188	0.5%
Kent County	18,101	16,457	-1,644	-9.1%
Sussex County	23,408	22,387	-1,021	-4.4%
State	76,012	73,535	-2,477	-3.3%

Source: Court Administrator, Court of Common Pleas; Administrative Office of the Courts.

COURT OF COMMON PLEAS

Court of Common Pleas 10-Year Criminal Caseload Trend



■ Filings	131,073	117,252	109,836	121,752	118,864	113,471	113,547	104,205	105,796	100,995
■ Dispositions	137,037	120,782	111,815	95,102	92,834	91,781	82,939	76,435	76,012	73,535
■ Preliminary Hearings	9,066	9,590	9,917	9,398	9,011	8,621	8,689	8,402	7,798	7,739

Fiscal Year