

1985

ANNUAL REPORT

of the

DELAWARE

JUDICIARY

An outline map of the State of Delaware with miniature replicas of the traditional scales of justice, located at each County seat.

1985 ANNUAL REPORT
of the
DELAWARE JUDICIARY

December 5, 1985

Prepared by the
ADMINISTRATIVE OFFICE OF THE COURTS

John R. Fisher
Director

Lowell L. Groundland
Deputy Director

Adam Golby
Research Assistant

TABLE OF CONTENTS

I.	INTRODUCTION & OVERVIEW	5
	Organization Chart of the Delaware Judiciary	6
	Summary of Judicial Budgets - FY's 1984-1985-1986-1987	7
	Court-Generated Revenue - FY 1985	9
	Delaware State Government and Judiciary Appropriations - FY 1986	11
II.	ADMINISTRATIVE OFFICE OF THE COURTS	13
	Description	14
	Personnel	15
III.	SUPREME COURT	17
	Description	18
	Judiciary	20
	Support Personnel	21
	Statistics	22
IV.	COURT OF CHANCERY	29
	Description	30
	Judiciary	32
	Support Personnel	33
	Statistics	36
V.	PUBLIC GUARDIAN	43
	Description	44
	Personnel	46
	Statistics	47
VI.	SUPERIOR COURT	49
	Description	50
	Judiciary	52
	Support Personnel	53
	Statistics	56
VII.	LAW LIBRARIES	87
	Description	88
	Personnel	89
VIII.	FAMILY COURT	91
	Description	92
	Judiciary	94
	Support Personnel	95
	Statistics	97
IX.	COURT OF COMMON PLEAS	107
	Description	108
	Judiciary	110
	Support Personnel	111
	Statistics	112

TABLE OF CONTENTS (CONTINUED)


X.	MUNICIPAL COURT	121
	Description	122
	Judiciary	124
	Support Personnel	125
	Statistics	126
XI.	JUSTICE OF THE PEACE COURTS	131
	Description	132
	Map of Court Locations	133
	Organization Chart	134
	Judiciary	135
	Support Personnel	136
	Statistics	139
XII.	ALDERMAN'S COURTS	153
	Description	154
	Map of Court Locations	155
	Organization Chart	156
	Aldermen	157
	Support Personnel	158
	Statistics	160
XIII.	VIOLENT CRIMES COMPENSATION BOARD	167
	Description	168
	Personnel	169
XIV.	FOSTER CARE REVIEW BOARD	171
	Description	172
	Personnel	173
XV.	CONFERENCES AND COUNCILS	175
	Court on the Judiciary	176
	Judicial Conference	176
	Criminal Justice Council	177
XVI.	LEGISLATION	179
	Description	180

Introduction & Overview

THE DELAWARE JUDICIAL SYSTEM

KEY


Administrative Authority



Appeals



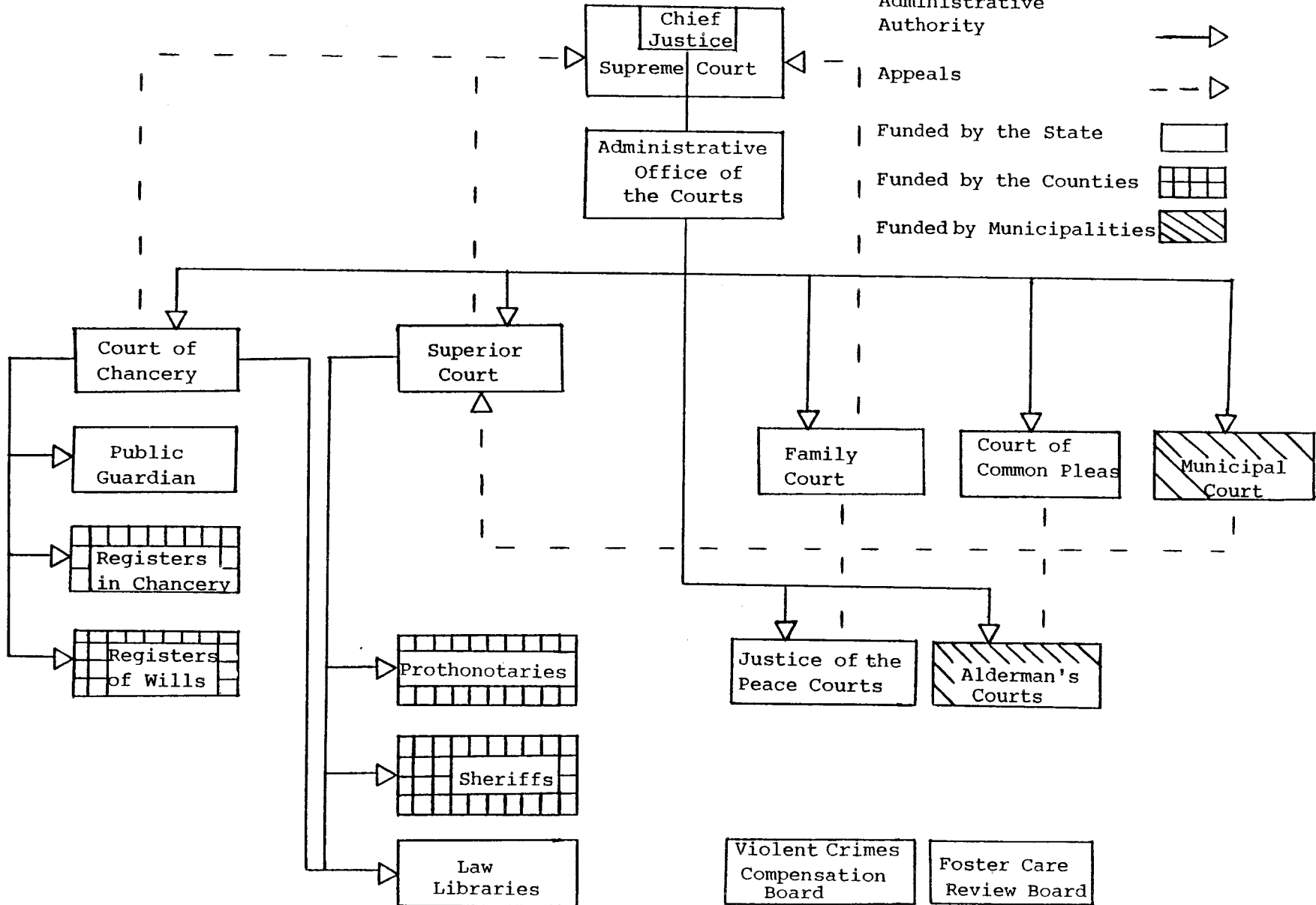
Funded by the State



Funded by the Counties



Funded by Municipalities



SUMMARY OF JUDICIAL BUDGETS
FISCAL YEARS 1984-1985-1986-1987

	<u>F.Y. 1984</u> Actual <u>Disbursement</u>	<u>F.Y. 1985</u> Actual <u>Disbursement</u>	<u>F.Y. 1986</u> <u>Budget</u>	<u>F.Y. 1987</u> <u>Request</u>
<u>STATE*</u>				
Administrative Office of the Courts**	\$ 2,802,700	\$ 3,062,100	\$ 3,181,800	\$ 4,526,500
Supreme Court	864,100	991,900	1,078,200	1,108,800
Court of Chancery	532,400	768,400	924,100	975,600
Public Guardian	107,000	122,200	145,900	164,700
Superior Court	3,141,900	3,483,900	4,250,100	5,366,600
Law Libraries	235,200	266,600	284,800	319,400
Family Court	5,676,000	5,991,900	7,301,300	8,248,600
Court of Common Pleas	1,474,200	1,653,800	1,841,700	2,004,700
Justice of the Peace Courts	4,083,900	4,565,600	5,265,300	5,872,600
Violent Crimes Compensation Board	509,000	570,200	967,600	901,200
Foster Care Review Board	103,700	123,900	134,100	132,800
STATE TOTALS	<u>\$19,530,100</u>	<u>\$21,600,500</u>	<u>\$25,374,900</u>	<u>\$29,621,500</u>
<u>NEW CASTLE COUNTY</u>				
Register in Chancery	\$ 355,247	\$ 397,300	\$ 412,805	N.A.
Register of Wills	377,421	405,640	480,968	N.A.
Prothonotary	1,128,101	1,197,215	1,410,022	N.A.
Sheriff	854,666	801,665	898,324	N.A.
NEW CASTLE COUNTY TOTALS	<u>\$ 2,715,435</u>	<u>\$ 2,801,820</u>	<u>\$ 3,202,119</u>	N.A.
<u>KENT COUNTY</u>				
Register in Chancery	\$ 55,368	\$ 54,796	\$ 61,543	N.A.
Register of Wills	45,392	40,828	46,304	N.A.
Prothonotary	120,525	123,456	181,657	N.A.
Sheriff	81,780	95,368	108,710	N.A.
KENT COUNTY TOTALS	<u>\$ 303,065</u>	<u>\$ 314,448</u>	<u>\$ 398,214</u>	N.A.

*Figures include State governed funds, federal funds, and other funds.

**Includes Judicial Information Center.

N.A. = Not Available

SUMMARY OF JUDICIAL BUDGETS (CONTINUED)
FISCAL YEARS 1984-1985-1986-1987

	<u>F.Y. 1984</u> Actual <u>Disbursement</u>	<u>F.Y. 1985</u> Actual <u>Disbursement</u>	<u>F.Y. 1986</u> <u>Budget</u>	<u>F.Y. 1987</u> <u>Request</u>
<u>SUSSEX COUNTY</u>				
Register in Chancery	\$ 38,833	\$ 51,586	\$ 44,618	N.A.
Register of Wills	36,833	42,556	47,964	N.A.
Prothonotary	69,415	78,664	73,687	N.A.
Sheriff	<u>80,385</u>	<u>97,277</u>	<u>77,775</u>	<u>N.A.</u>
SUSSEX COUNTY TOTALS	\$ 225,466	\$ 270,083	\$ 244,044	N.A.
<u>MUNICIPALITIES</u>				
Municipal Court*	\$ 741,859	\$ 808,874	\$ 873,098	\$ 916,753
Alderman's Courts	<u>N.A.</u>	<u>N.A.</u>	<u>N.A.</u>	<u>N.A.</u>
MUNICIPALITIES TOTALS	N.A.	N.A.	N.A.	N.A.
GRAND TOTALS - JUDICIAL BRANCH**	\$23,515,925	\$25,795,725	\$30,092,375	\$30,538,253

N.A. = Not Available

*Figures include City of Wilmington funds and federal funds.

**Alderman's Courts not included in any totals. Totals for FY 1987 include only State totals and Municipal Court.

COURT-GENERATED REVENUE*

FISCAL YEAR 1985

	<u>Fees and Costs</u>	<u>Fines</u>	<u>Interest**</u>	<u>Miscellaneous#</u>	<u>TOTALS</u>	<u>Revenue as a % of Disbursement##</u>
<u>SUBMITTED TO STATE GENERAL FUND</u>						
Administrative Office of the Courts	\$ 0	\$ 0	\$ 0	\$ 0	\$ 0	0.0%
Supreme Court	21,500	0	0	0	21,500	2.2%
Court of Chancery	0	0	380,100	0	380,100	49.5%
Public Guardian	0	0	0	2,200	2,200	1.8%
Superior Court	24,000	6,100	7,300	0	37,400	1.1%
Law Libraries	0	0	0	0	0	0.0%
Family Court	336,100	23,600	0	14,300	374,000	6.2%
Court of Common Pleas	106,400	210,400	0	1,900	318,700	19.3%
Justice of the Peace Courts	1,355,200	1,953,600	0	8,100	3,316,900	72.7%
Foster Care Review Board	0	0	0	0	0	0.0%
STATE GENERAL FUND TOTALS	<u>\$1,843,200</u>	<u>\$2,193,700</u>	<u>\$387,400</u>	<u>\$26,500</u>	<u>\$4,450,800</u>	<u>20.6%</u>
<u>RECEIVED BY VICTIMS COMPENSATION FUND</u>						
Superior Court	-	\$ 57,762	-	-	\$ 57,762	-
Family Court	-	2,032	-	-	2,032	-
Court of Common Pleas	-	46,769	-	-	46,769	-
Municipal Court	-	89,677	-	-	89,677	-
Justice of the Peace Courts	-	386,942	-	-	386,942	-
Alderman's Courts	-	71,665	-	-	71,665	-
Restitution	-	10,195	-	-	10,195	-
VICTIMS COMPENSATION FUND TOTALS	-	<u>\$ 665,042</u>	-	-	<u>\$ 665,042</u>	<u>116.6%¶</u>
<u>SUBMITTED TO NEW CASTLE COUNTY</u>						
Register in Chancery	\$ 204,493	\$ 0	\$377,740	\$ 0	\$ 582,233	146.7%
Register of Wills	1,035,625	0	125,978	0	1,161,603	286.4%
Prothonotary	439,314	0	46,571	0	485,885	40.6%
Sheriff	244,089	0	0	0	244,089	30.5%
NEW CASTLE COUNTY TOTALS	<u>\$1,923,521</u>	<u>\$ 0</u>	<u>\$550,289</u>	<u>\$ 0</u>	<u>\$2,473,810</u>	<u>88.3%</u>

*Figures represent only revenue actually collected, not the total amount of fines and costs actually assessed.

**Counties receive 50% of all Court of Chancery interest money and 25% of all Superior Court interest money.

#Bond forfeitures, transcript charges, fees for licenses of deadly weapons, duplicate dog licenses, copying machine revenue, and escheated funds.

##FY 1985 Revenue divided by FY 1985 Actual Disbursement, which includes State general, federal, and other funds.

¶All Victims Compensation Fund monies collected by other courts are submitted to the Violent Crimes Compensation Board. The total collected as a percentage of expenditures for the Violent Crimes Compensation Board is shown.

	<u>Fees and Costs</u>	<u>Fines</u>	<u>Interest**</u>	<u>Miscellaneous#</u>	<u>TOTALS</u>	<u>Revenue as a % of Disbursement##</u>
<u>SUBMITTED TO KENT COUNTY</u>						
Register in Chancery	\$ 9,467	\$ 0	\$ 13,958	\$ 0	\$ 23,425	42.8%
Register of Wills	111,032	0	0	0	111,032	272.0%
Prothonotary	76,011	0	1,099	0	77,110	62.5%
Sheriff	12,497	0	0	0	12,497	13.1%
KENT COUNTY TOTALS	\$ 209,007	\$ 0	\$ 15,057	\$ 0	\$ 224,064	71.3%
<u>SUBMITTED TO SUSSEX COUNTY</u>						
Register in Chancery	\$ 14,991	\$ 0	\$ 1,812	\$ 0	\$ 16,803	32.6%
Register of Wills	301,379	0	0	0	301,379	708.2%
Prothonotary	37,368	9,446	1,836	0	48,650	61.9%
Sheriff	20,450	0	0	0	20,450	21.0%
SUSSEX COUNTY TOTALS	\$ 374,188	\$9,446	\$ 3,648	\$ 0	\$ 387,282	143.4%
<u>SUBMITTED TO MUNICIPALITIES</u>						
Municipal Court	\$ 127,642	\$ 581,666	\$ 0	\$ 0	\$ 709,308	87.7%
Justice of the Peace Courts	0	580,961	0	0	580,961	12.7%
Alderman's Courts	138,118	514,116	0	0	\$ 652,234	N.A.
MUNICIPALITIES TOTALS	\$ 265,760	\$1,676,743	\$ 0	\$ 0	\$1,942,503	N.A.
GRAND TOTALS - JUDICIAL BRANCH	\$4,615,676	\$4,544,931	\$956,394	\$26,500	\$10,143,501	39.3%§

N.A. = Not Available

*Figures represent only revenue actually collected, not the total amount of fines and costs actually assessed.

**Counties receive 50% of all Court of Chancery interest money and 25% of all Superior Court interest money.

#Bond forfeitures, transcript charges, fees for licenses of deadly weapons, duplicate dog licenses, copying machine revenue, and escheated funds.

##FY 1985 Revenue divided by FY 1985 Actual Disbursement, which includes State general, federal, and other funds.

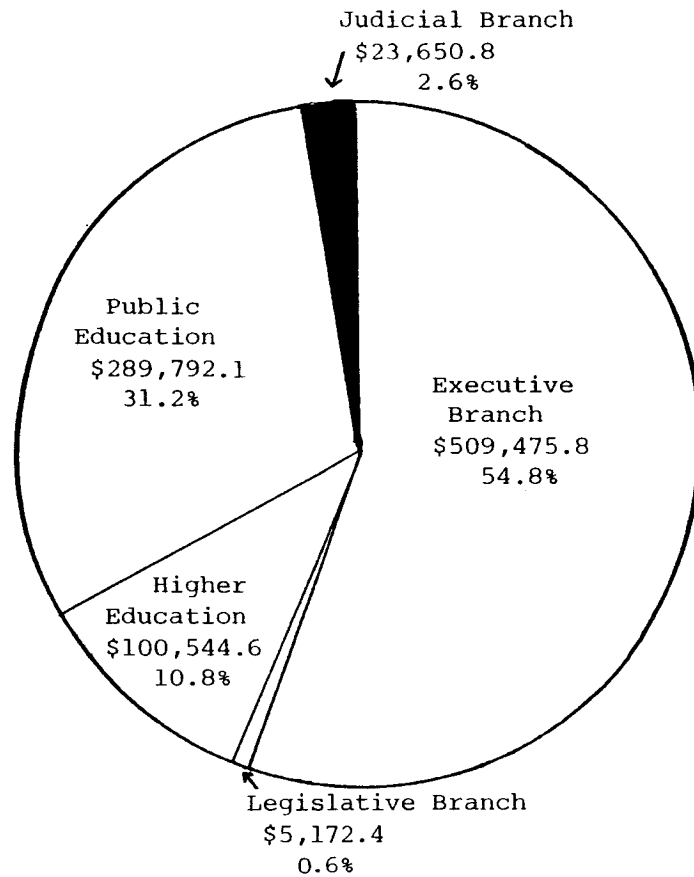
§This figure is approximate as some expenditure data is not available.

NOTE: Total revenue generated by the Justice of the Peace Courts in FY 1985 was \$3,897,861, which represents 85.4% of expenditures for that year.

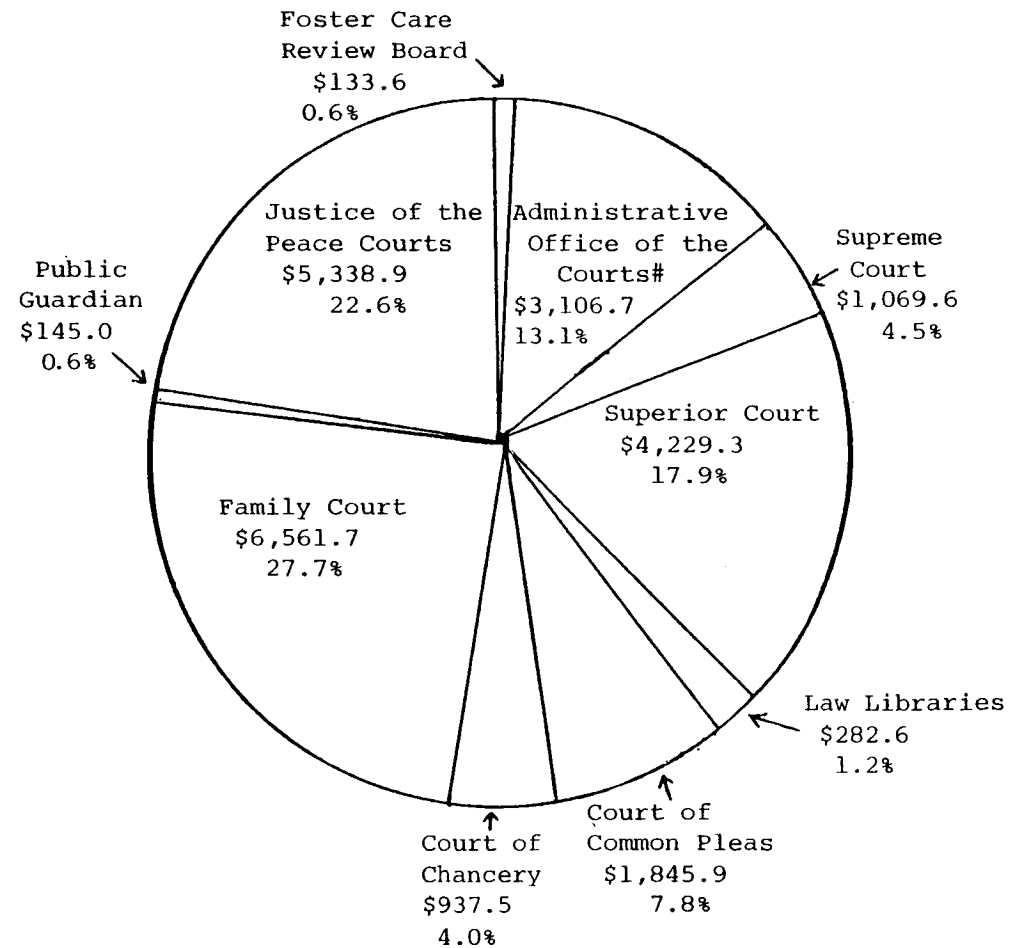
DELAWARE STATE GOVERNMENT APPROPRIATIONS*
(IN THOUSANDS)

FISCAL YEAR 1986

STATE APPROPRIATIONS - TOTAL
\$928,635.7



STATE APPROPRIATIONS - JUDICIARY
\$23,650.8**



*State general fund monies only.

**Excludes \$711,800 in special fund monies appropriated to the Violent Crimes Compensation Board.

#Administrative Office of the Courts appropriations includes \$655,100 appropriated to the Judicial Information Center.

Administrative Office of the Courts

ADMINISTRATIVE OFFICE OF THE COURTS

Legal Authorization

The Administrative Office of the Courts was established by 10 Delaware Code, Chapter 1, during the 1971 General Assembly.

Duties

The Administrative Office of the Courts serves as the focal point for coordination and communications concerning all court administrative activities in the judicial system. The office prepares budgets for the Supreme Court, Court of Chancery, and the Foster Care Review Board, and assists in preparation of the budgets of the Public Guardian and the Law Libraries. It administers the payment of all jurors and witnesses. The AOC is largely responsible for the acquisition of space or facilities for the judicial system, and is responsible for the supervision of lease negotiations and the payment of certain rentals. It has primary responsibility for the acquisition, supervision, and administration of federal funds received to assist the court system. It is also responsible for personnel administration for non-Merit Courts. The Administrative Office of the Courts has responsibility for the development and maintenance of the statewide judicial information system. Also, the AOC acts as the focal point between the court system and other government agencies on the local, state, and federal levels. The Administrative Office of the Courts collects statistics from the various courts and produces the Annual Report of the Judiciary. The AOC also performs other duties as prescribed by the Chief Justice.

Personnel

The Director of the Administrative Office of the Courts is appointed by and serves at the pleasure of the Chief Justice of the Supreme Court of the State of Delaware.

The Director may, with the approval of the Chief Justice, appoint such assistants and clerical personnel as are required.

ADMINISTRATIVE OFFICE OF THE COURTS

Main Office
11th Floor
Elbert N. Carvel Delaware State Building
820 North French Street
Wilmington, DE 19801
(571-2480)

Judicial Information Center
Public Building
1020 King Street
Wilmington, DE 19801
(571-2344)

PERSONNEL

Director

John R. Fisher
Joyce A. Zeller, Secretary

Deputy Director

Lowell L. Groundland

Research Assistant

Adam Golby

Manager, Information Resources

James D. Brown

Data Processing Manager

James P. Boulanger

Manager of Fiscal Services

E. Dawn Bowman

Personnel Manager

Robert A. Homiller

Lead Programmer/Analyst

Donald L. Hudgins

Accounting Clerks

Geeta T. Nandakumar
Jaya L. Morris (Part-time)

Personnel Officer

E. Lynn Deramo-Durr

Programmer/Analysts

Ernest J. Hoh
Vacant
Robert N. Parlier
Laura S. Durkovic
Michael D. Gibson

Secretary

Maria Cook

Computer Operators

Patricia A. Hall
Robby U. Khanal

Secretary

Terri H. Brooks (Part-time)

Supreme Court

SUPREME COURTAuthorization

The Supreme Court is created by the Constitution of Delaware, Article IV, Section I. The Supreme Court has statewide jurisdiction and sits in Dover.

Jurisdiction

The Court has final appellate jurisdiction in criminal cases in which the sentence exceeds certain minimums and in civil cases as to final judgments and certain other orders of Superior Court, Court of Chancery, and Family Court. Appeals are heard on the record. The Supreme Court has jurisdiction to issue writs of prohibition, quo warranto, certiorari, and mandamus.

Justices

The Supreme Court consists of a Chief Justice and four Justices, who are appointed by the Governor with the consent of the Senate. The Justices are appointed for 12-year terms and must be learned in the law and citizens of the State. Three of the Justices must be of one of the major political parties while the other two Justices must be of the other major political party.

Administration

The Chief Justice is responsible for the administration of all courts in the State and appoints a Director of the Administrative Office of the Courts to manage the non-judicial aspects of court administration. The Supreme Court is staffed by a Court Administrator, a Clerk, law clerks, and secretaries.

Caseload Trend

The caseload trend for FY 1985 showed a sharp increase. The 409 filings in FY 1985 were 21.7% above the 336 filings in FY 1984 and rose to just below the record number of filings in FY 1983. The total was 413 filings in FY 1983. Final dispositions increased, but at a smaller rate in FY 1985, to 375 from the 359 dispositions in FY 1984, an increase of 4.5%. The number of pending cases rose 16.9% to 235 at the end of FY 1985 from an amended total of 201 pending at the end of FY 1984.

Although there was an increase in dispositions in FY 1985, the average elapsed time between filing and disposition* changed only slightly from the previous fiscal year. The average elapsed time for criminal appeals rose to 305.1 days during FY 1985, which was 19.0% more than the average of 256.3 days in FY 1984. However, the average elapsed time for civil dispositions fell by 9.6% to 196.0 days in FY 1985 from 216.7 days in FY 1984. The result of these different changes was a limited increase for average elapsed time per disposition to 234.6 days in FY 1985 from 227.0 days in FY 1984, a 3.4% increase. The median number of days for all dispositions during FY 1985 from filing to disposition was 195.0 days.

The data must be interpreted in light of the time intervals which are required in practice before the Supreme Court. Once a notice of appeal is filed with the Court, the attorneys may designate portions of the trial testimony and arguments to be transcribed. The attorneys may take up to 15 days to designate the desired transcript. The court reporter then has up to 40 days to file the transcript. Within 10 days from the date the transcript is filed, the rest of the lower court's record is transmitted to the Supreme Court. If no transcription is required, the lower court's record must be transmitted to the Supreme Court within 20 days from the notice of appeal.

Once the record is complete, an opening brief is filed by the appellant within 30 days (45 days after notice of appeal if no transcript of testimony is ordered or if transcript has previously been filed). An answering brief is filed 30 days after that and a reply brief 15 days later. If there has been a cross-appeal, the reply brief is filed within 30 days after the answering brief and a further reply thereto must be filed within 10 days. Oral argument is generally within 30 days after the answering brief is filed if oral argument is to be had in the case. After the Court takes the case under consideration, one or more conferences are held and the case is decided. The case is then assigned to a justice to prepare an order or an opinion which must be approved by the other members of the panel. After the decision is released, the parties have 15 days to file a motion for rehearing en banc or for reargument. If such a motion is granted, a final mandate is not rendered until that further hearing or argument is had.

It can be seen that in the typical case, where there are no extensions of time granted, it may take 135 to 165 days for the case to become ripe for decision. In those cases in which reargument or rehearing en banc is granted, an additional 15 days must be added to account for the time allowed to the parties to file their motions. Thus, when it is said that the average time for filing to disposition is 234.6 days** or that the median is 195.0 days, it must be understood that generally 135 to 165 or more of those days are attributable to the normal scheduled time intervals required in practice before the Court. The remaining days are attributable to the time it takes the justices to confer on and decide the case and to prepare and agree upon the wording of an order or opinion.

*Disposition may be by way of final order or opinion or by dismissal by the parties.

**When 2 criminal appeals which took a total of 3,633 days from filing to disposition are excluded, the average is 226.1 days, virtually the same as in FY 1984.

SUPREME COURT

JUDICIARY

NEW CASTLE COUNTY

KENT COUNTY

SUSSEX COUNTY

Chief Justice

Hon. Andrew D. Christie (R, 9/30/97)
Elaine M. Ryan, Secretary
(571-3700)

Justices

Hon. Andrew G. I. Moore, II (D, 5/13/94)
Carolyn Walker, Secretary
(571-3730)

Hon. Joseph T. Walsh (D, 9/30/97)
Linda Flohr, Secretary
(571-2690)

Justice

Hon. Henry R. Horsey (R, 10/30/90)
Audrey F. Bacino, Secretary
(736-4214)

Justice

Hon. John J. McNeilly (R, 10/25/86)
Ida Mae Ellis, Secretary
(856-5363)

SUPREME COURT

SUPPORT PERSONNEL

NEW CASTLE COUNTY

Supreme Court Chambers
11th Floor
Elbert N. Carvel Delaware State Building
820 North French Street
P.O. Box 1997
Wilmington, DE 19899

Court Administrator

Stephen D. Taylor
(571-3706)

Administrative Secretary

Lois D. Taylor
(571-2429)

Law Clerks

Vicki Hagel
(571-3736)
Jay Coogan
(571-3722)
Jon Abramczyk
(571-3799)

Receptionist/Clerk Typist

Deborah L. Collins
(571-2425)

KENT COUNTY

Supreme Court Building
55 The Green
P.O. Box 476
Dover, DE 19903

Clerk of the Supreme Court

Andrew I. Horsey, Esquire
(736-4155)

Chief Deputy Clerk

Cathy L. Howard

Bailiff/Clerk

Louise Cardwell

Andrew A. Greene, Jr.
(736-4214)

SUSSEX COUNTY

Supreme Court Chambers
208 Sussex County Courthouse
The Circle
Georgetown, DE 19947

Scott Thistle
(856-5363)

FISCAL YEAR 1985
WORKLOAD SUMMARY

	<u>Pending</u> <u>6/30/84</u>	<u>Filings</u>	<u>Dispositions</u>	<u>Pending</u> <u>6/30/85</u>	<u>Change</u> <u>In Pending</u>	<u>% Change</u> <u>In Pending</u>
Criminal Appeals	95#	127	140	82	-13	- 13.7%
Civil Appeals	97#	256	217	136	+39	+ 40.2%
Certifications	1	3	2	2	+ 1	+100.0%
Original Applications*	<u>8#</u>	<u>23</u>	<u>16</u>	<u>15</u>	<u>+ 7</u>	<u>+ 87.5%</u>
TOTALS	201#	409	375	235	+34	+ 16.9%

COMPARISON - FISCAL YEARS 1984-1985
WORKLOADFILINGS

	<u>1984</u>	<u>1985</u>	<u>Change</u>	<u>% Change</u>
Criminal Appeals	129	127	- 2	- 1.6%
Civil Appeals	186	256	+70	+ 37.6%
Certifications	5	3	- 2	- 40.0%
Original Applications	9	9	0	0.0%
Bd. on Prof. Resp.**	5	14	+ 9	+180.0%
Bd. of Bar Exam.	<u>2</u>	<u>0</u>	<u>- 2</u>	<u>-100.0%</u>
TOTALS	336	409	+73	+ 21.7%

DISPOSITIONS

	<u>1984</u>	<u>1985</u>	<u>Change</u>	<u>% Change</u>
Criminal Appeals	131	140	+ 9	+ 6.9%
Civil Appeals	204	217	+13	+ 6.4%
Certifications	5	2	- 3	- 60.0%
Original Applications	8	9	+ 1	- 12.5%
Bd. on Prof. Resp.**	7	7	0	0.0%
Bd. of Bar Exam.	<u>4</u>	<u>0</u>	<u>- 4</u>	<u>-100.0%</u>
TOTALS	359	375	+16	+ 4.5%

*Board of Bar Examiners and Board on Professional Responsibility are included with the original applications in the Workload Summary. Each is listed separately, however, in the Workload Comparison.

**Board on Professional Responsibility has 1 Client Security Trust Fund case and 1 Petition for Reinstatement.

#Amended from 1984 Annual Report.

Bd. on Prof. Resp. = Board on Professional Responsibility

Bd. of Bar Exam. = Board of Board Examiners

SUPREME COURT
FISCAL YEAR 1985
WORKLOAD BREAKDOWNS

FILINGS

	<u>Court of Chancery</u>	<u>Superior Court</u>	<u>Family Court</u>	<u>Non-Court Originated</u>	<u>TOTALS</u>
Criminal Appeals	0 0.0%	127 100.0%	0 0.0%	0 0.0%	127 100.0%
Civil Appeals	58 22.7%	149 58.2%	49 19.1%	0 0.0%	256 100.0%
Certifications	0 0.0%	0 0.0%	0 0.0%	3 100.0%	3 100.0%
Original Applications	0 0.0%	0 0.0%	0 0.0%	9 100.0%	9 100.0%
Bd. on Prof. Resp.	0 0.0%	0 0.0%	0 0.0%	14 100.0%	14 100.0%
TOTALS	58 14.2%	276 67.5%	49 12.0%	26 6.4%	409 100.0%

DISPOSITIONS

	<u>Court of Chancery</u>	<u>Superior Court</u>	<u>Family Court</u>	<u>Non-Court Originated</u>	<u>TOTALS</u>
Criminal Appeals	0 0.0%	140 100.0%	0 0.0%	0 0.0%	140 100.0%
Civil Appeals	33 15.2%	140 64.5%	44 20.3%	0 0.0%	217 100.0%
Certifications	0 0.0%	0 0.0%	0 0.0%	2 100.0%	2 100.0%
Original Applications	0 0.0%	0 0.0%	0 0.0%	9 100.0%	9 100.0%
Bd. on Prof. Resp.	0 0.0%	0 0.0%	0 0.0%	7 100.0%	7 100.0%
TOTALS	33 8.8%	280 74.7%	44 11.7%	18 4.8%	375 100.0%

CHANGE IN PENDING

	<u>Court of Chancery</u>	<u>Superior Court</u>	<u>Family Court</u>	<u>Non-Court Originated</u>	<u>TOTALS</u>
Criminal Appeals	0	-13	0	0	-13
Civil Appeals	+25	+ 9	+5	0	+39
Certifications	0	0	0	+1	+ 1
Original Applications	0	0	0	0	0
Bd. on Prof. Resp.	0	0	0	+7	+ 7
TOTALS	+25	- 4	+5	+8	+34

Bd. on Prof. Resp. = Board on Professional Responsibility. Includes 1 Client Security Trust Fund case and 1 Petition for Reinstatement.

Source: Court Administrator and Clerk of the Supreme Court

TOTAL NUMBER OF APPEALS FILED - 1950-1985

<u>Fiscal Year</u>	<u>Number</u>
1985	409
1984	336
1983	413
1982	389
1981	337
1980	333
1979	342
1978	363
1977	362
1976	341
1975	273
1974	255
1973	247
1972	250
1971	176
1970*	193
1969	180
1968	126
1967	123
1966#	104
1965#	115
1964#	105
1963#	97
1962#	89
1961#	68
1960#	63
1959#	79
1958#	63
1957#	49
1956#	56
1955#	21
1954#	33
1953#	32
1952#	35
1951#	26
1950#	13

*Beginning in 1970, cross-appeals were no longer counted separately.
 #Calendar Year.

Source: Court Administrator and Clerk of the Supreme Court

SUPREME COURT

FISCAL YEAR 1985
WORKLOAD
TYPES OF DISPOSITIONS

APPEALS DISPOSITIONS

	<u>Affirmed</u>	<u>Aff.Pt./ Rev.Pt.</u>	<u>Reversed</u>	<u>Reversed and Remanded</u>	<u>Vacated and Remanded</u>	<u>Voluntary Dismissal</u>	<u>Court Dismissal</u>	<u>Leave to Appeal Denied</u>	<u>TOTALS</u>
Criminal Appeals	103 73.6%	3 2.1%	1 0.7%	3 2.1%	1 0.7%	10 7.1%	18 12.9%	1 0.7%	140 100.0%
Civil Appeals	<u>92 42.4%</u>	<u>10 4.6%</u>	<u>6 2.8%</u>	<u>16 7.4%</u>	<u>0 0.0%</u>	<u>43 19.8%</u>	<u>31 14.3%</u>	<u>19 8.8%</u>	<u>217 100.0%</u>
TOTALS	195 54.6%	13 3.6%	7 2.0%	19 5.3%	1 0.3%	53 14.8%	49 13.7%	20 5.6%	357 100.0%

MISCELLANEOUS DISPOSITIONS

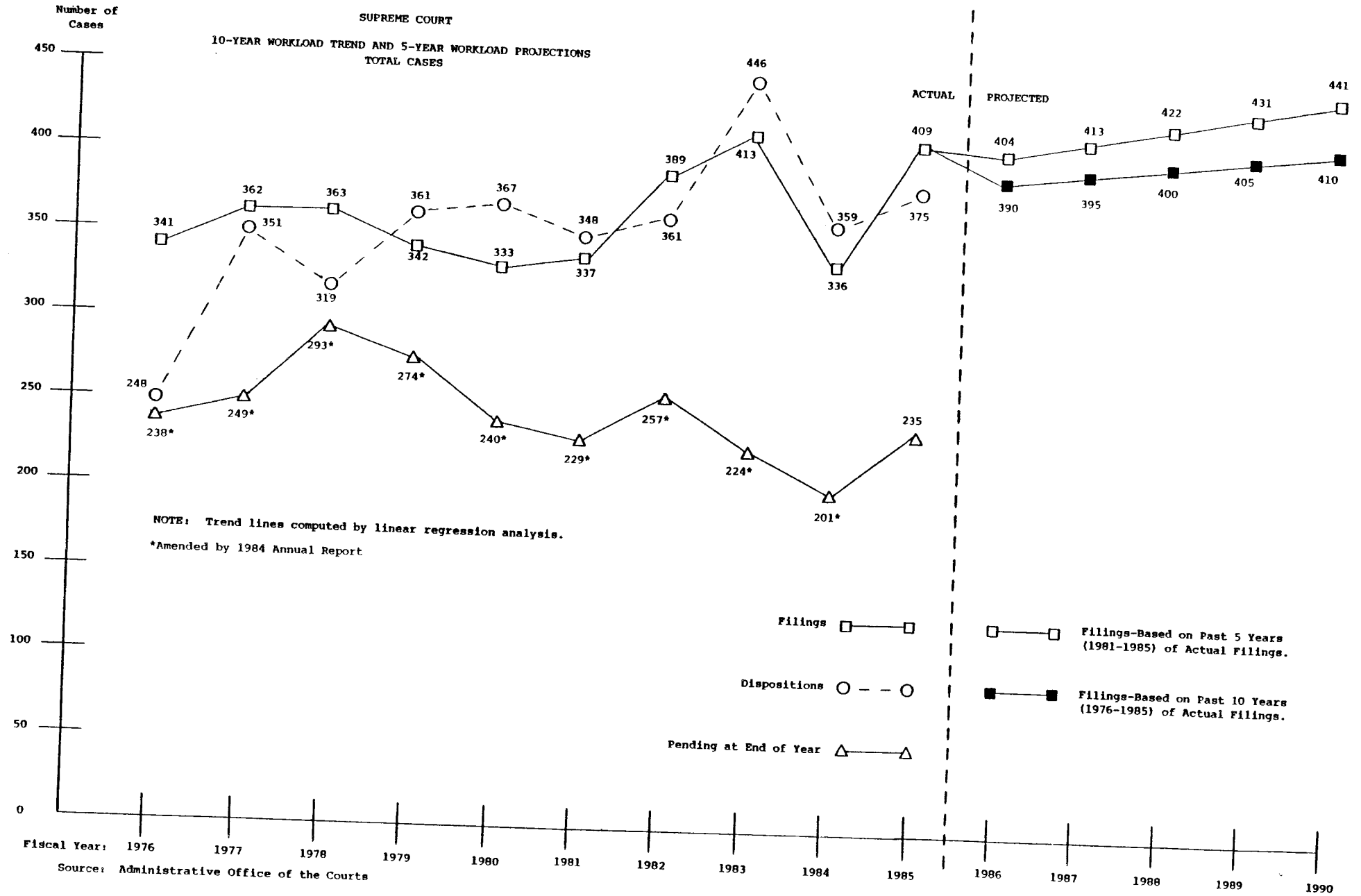
	<u>Reversed and Remanded</u>	<u>Immunity Granted</u>	<u>Leave to Appeal Denied</u>	<u>Court Dismissal</u>	<u>TOTALS</u>
Certifications	0 0.0%	0 0.0%	2 100.0%	0 0.0%	2 100.0%
Original Applications	1 11.1%	0 0.0%	2 22.2%	6 66.7%	9 100.0%
Bd. on Prof. Resp.	<u>0 0.0%</u>	<u>1 14.3%</u>	<u>1 14.3%</u>	<u>5 71.4%</u>	<u>7 100.0%</u>
TOTALS	1 5.6%	1 5.6%	5 27.8%	11 61.1%	18 100.0%

METHODS OF DISPOSITIONS

	<u>Assigned Opinion</u>	<u>Per Curiam Opinion</u>	<u>Written Order</u>	<u>Voluntary Dismissal</u>	<u>TOTALS</u>
Criminal Appeals	25 17.9%	1 0.7%	104 74.3%	10 7.1%	140 100.0%
Civil Appeals	49 22.6%	3 1.4%	122 56.2%	43 19.8%	217 100.0%
Certifications	0 0.0%	0 0.0%	2 100.0%	0 0.0%	2 100.0%
Original Applications	0 0.0%	0 0.0%	9 100.0%	0 0.0%	9 100.0%
Bd. on Prof. Resp.	<u>0 0.0%</u>	<u>0 0.0%</u>	<u>7 100.0%</u>	<u>0 0.0%</u>	<u>7 100.0%</u>
TOTALS	74 19.7%	4 1.1%	244 65.1%	53 14.1%	375 100.0%

Aff.Pt./Rev.Pt. = Affirmed in Part/Reversed in Part

Bd. on Prof. Resp. = Board on Professional Responsibility. Includes 1 Client Security Trust Fund case and 1 Petition for Reinstatement.



SUPREME COURT
FISCAL YEAR 1985
PERFORMANCE SUMMARY

	<u>Number of Dispositions</u>	<u>Average Time from Filing to Disposition</u>
Criminal Appeals*	140	305.1 days
Civil Appeals	217	196.0
Certifications	2	21.0
Original Applications	9	67.2
Bd. on Prof. Resp.	<u>7</u>	<u>295.4</u>
TOTALS*	375	234.6 days

COMPARISON - FISCAL YEARS 1984-1985
PERFORMANCE SUMMARY

AVERAGE TIME FROM FILING TO DISPOSITION

	<u>1984</u>	<u>1985</u>	<u>Change</u>	<u>% Change</u>
Criminal Appeals*	256.3 days	305.1 days	+ 48.8 days	+ 19.0%
Civil Appeals	216.7	196.0	- 20.7	- 9.6%
Certifications	84.6	21.0	- 63.6	- 75.2%
Original Applications	47.1	67.2	+ 20.1	+ 42.7%
Bd. on Prof. Resp.	283.6	295.4	+ 11.8	+ 4.2%
Bd. of Bar Exam.	<u>238.0</u>	<u>-</u>	<u>-</u>	<u>-</u>
TOTALS*	227.0 days	234.6 days	+ 7.6 days	+ 3.4%

*This includes 2 criminal appeals which took a total of 3,633 days from filing to disposition. If these cases are excluded, 138 criminal dispositions would remain for FY 1985 with an average elapsed time from filing to disposition of 283.2 days. This would still be 26.9 days more than the FY 1984 average, an increase of 10.5%. The average elapsed time for the 373 Supreme Court dispositions remaining for FY 1985 would be reduced to 226.1 days, which is almost unchanged from the FY 1984 average of 227.0 days.

Bd. on Prof. Resp. = Board on Professional Responsibility. Includes 1 Client Security Trust Fund case and 1 Petition for Reinstatement in FY 1985.

Bd. of Bar Exam. = Board of Bar Examiners.

Source: Court Administrator and Clerk of the Supreme Court; Administrative Office of the Courts

SUPREME COURT
FISCAL YEAR 1985
PERFORMANCE BREAKDOWNS

ELAPSED TIME BY DISPOSITION TYPE

<u>Type of Disposition</u>	<u>Number of Dispositions</u>	<u>Average Time from Filing to Disposition</u>
Affirmed*	195	286.7 days
Affirmed in Part/Reversed in Part	13	451.1
Reversed	7	432.7
Reversed and Remanded	20	366.8
Vacated and Remanded	1	886.0
Voluntary Dismissal	53	106.3
Court Dismissal	60	141.0
Leave to Appeal Denied	25	34.1
Immunity Granted	<u>1</u>	<u>2.0</u>
TOTALS*	375	234.6 days

ELAPSED TIME BY DISPOSITION METHOD

<u>Method of Disposition</u>	<u>Number of Dispositions</u>	<u>Average Time from Filing to Disposition</u>
Assigned Opinion*	74	453.4 days
Per Curium Opinion	4	258.8
Written Order	244	195.7
Voluntary Dismissal	<u>53</u>	<u>106.3</u>
TOTALS*	375	234.6 days

*A pair of cases which took a total of 3,633 days from filing to disposition impact the data significantly. If these cases are not counted, there would be 72 cases disposed of by assigned opinion with an average elapsed time of 415.5 days, 193 cases affirmed averaging 270.8 days, and a total of 373 cases disposed with an average elapsed time of 226.1 days.

Source: Court Administrator and Clerk of the Supreme Court; Administrative Office of the Courts

Court of Chancery

Legal Authorization

The Constitution of Delaware, Article IV, Section 1, authorizes the Court of Chancery.

Geographic Organization

The Court of Chancery holds court in Wilmington, Dover, and Georgetown; that is, at one location in each county in the county seat.

Legal Jurisdiction

The Court of Chancery has jurisdiction to hear and determine all matters and causes in equity. The general equity jurisdiction of the Court is measured in terms of the general equity jurisdiction of the High Court of Chancery of Great Britain as it existed prior to the separation of the American Colonies. The General Assembly may confer upon the Court of Chancery additional statutory jurisdiction. In today's practice, the litigation in the Court of Chancery consists largely of corporate matters, trusts, estates, and other fiduciary matters, disputes involving the purchase and sale of land, and the clearing of questions on title, as well as commercial and contractual matters in general. When issues of fact to be tried by jury arise, the Court of Chancery may order such facts to trial by issues in Superior Court.

Judges

The Court of Chancery consists of one Chancellor and three Vice-Chancellors. The Chancellor and Vice-Chancellors are appointed by the Governor with the consent of the majority of the Senate's elected members for 12 year terms. The Chancellor and Vice-Chancellors must be learned in the law and must be Delaware citizens.

Support Personnel

The Chancellor may appoint court reporters, bailiffs, criers or pages, and law clerks. The Register in Chancery is the Clerk of the Court for all actions except those within the jurisdiction of the Register of Wills. A Register in Chancery is elected for each county. The Chancellor or Vice-Chancellor resident in the county is to appoint one Chief Deputy Register in Chancery in each county.

The Register of Wills acts as a Clerk of the Court of Chancery for probate matters. The majority of the Register's former judicial and quasi-judicial powers are now held by the Court of Chancery. A Register of Wills is elected in each county for that county. The Chancellor names a Chief Deputy Register of Wills for each county.

Public Guardian

The Chancellor has the duty to appoint the Public Guardian. The Public Guardian serves, when appointed by the Court, as the guardian of the person or property of the aged, the mentally infirm, and the physically incapacitated. Under the law, the Public Guardian is intended to be the guardian of last resort.

Caseload Trend

Annual increases of 45 filings and of 155 dispositions from the previous year for New Castle County was largely responsible for statewide increases in civil case filings and dispositions in the Court of Chancery during FY 1985. Filings rose by 47 to a total of 641 during FY 1985, which was 7.9% more than the 594 filings in FY 1984. A greater increase of 28.4% was seen in dispositions, rising from 524 in FY 1984 to 673 in FY 1985. This sharp rise in dispositions led to a 3.2% drop in pending at the end of FY 1985 to 831 from 863 at the end of FY 1984, despite the increased number of filings.

A 5.0% decrease in miscellaneous matters filed from 558 in FY 1984 to 530 in FY 1985, along with a 9.5% increase in miscellaneous matters disposed to 428 in FY 1985 from 391 in FY 1984, is the reason why the pending increase in FY 1985 was less than that in FY 1984.

Estates filed in FY 1985 rose by 15.0% to 1,989 from a statewide total of 1,730 filings in FY 1984 with increases in each of the counties. Dispositions fell to a statewide total of 1,601 in FY 1985, which is 5.8% less than the 1,699 statewide dispositions in FY 1984. The increase in filings, along with the decrease in dispositions, led to an increased pending of at least 100 estates in each of the counties with the statewide total pending for estates rising by 16.6% during FY 1985, an increase of 388 from the end of FY 1984.

COURT OF CHANCERY

JUDICIARY

Chancellor

Hon. William T. Allen (R, 5/30/97)
Vickie L. Lally, Secretary
(571-2442)

Vice-Chancellors

Hon. Maurice A. Hartnett, III (D, 9/29/88)
Shirley D. Wood, Secretary
Joyce D. Stockslager, Secretary
(736-4397, 571-2440)

Hon. Carolyn Berger (D, 3/27/96)
Rosalie Barbera, Secretary
(571-2443)

Hon. Jack B. Jacobs (D, 9/30/97)
Jo Barczewski, Secretary
(571-2441)

COURT OF CHANCERY

SUPPORT PERSONNEL

NEW CASTLE COUNTY

Court of Chancery
134 Public Building
1020 North King Street
Wilmington, Delaware 19801

Master in Chancery

Richard C. Kiger, Esquire
(571-2348)

Court Reporters

Henry D. Skogmo, Chief
(571-2447)

Lorraine B. Marino
(571-2448)

Jack B. White
(571-2447)

Notereader/Transcribers

Patricia Hoffman
Sharon McClure

Law Clerks

Patricia Chalfant
Carolyn Forrest
Joseph Grey
Kimberley Monti
(571-2444)

KENT COUNTY

Court of Chancery
48 The Green
Dover, Delaware 19901

SUSSEX COUNTY

Court of Chancery
Sussex County Courthouse
The Circle
Georgetown, Delaware 19947

Judicial Secretary/Receptionist

Mary Lou Wilcoxson
(856-5338)

COURT OF CHANCERY

SUPPORT PERSONNEL (CONT'D)

REGISTERS IN CHANCERY

NEW CASTLE COUNTY

Register in Chancery
Mezzanine Public Building
1020 King Street
Wilmington, Delaware 19801
(571-7540)

Registers in Chancery

John D. Kelly, III

Chief Deputies

M. Roger Holmes
Jane L. Koke

Deputies

Patricia G. Randolph
Ken Lagowski

KENT COUNTY

Register in Chancery
Kent County Courthouse
38 The Green
Dover, Delaware 19901
(736-2242; 736-2243)

Stanley Wayne Anthony

Loretta L. Wootten

Lydia M. McClary

SUSSEX COUNTY

Register in Chancery
Sussex County Courthouse
The Circle
Georgetown, Delaware 19947
(856-7701, X250)

Harvey F. Donovan, Sr.

Bonnie E. Gregory

Shirley S. Sommers
Marie A. Whaley

COURT OF CHANCERY

REGISTERS OF WILLS

NEW CASTLE COUNTY

Register of Wills
Mezzanine Public Building
1020 North King Street
Wilmington, Delaware 19801
(571-7545)

Registers of Wills

Dolores V. Alfano
Diane Button, Secretary

Chief Deputies

Grover D. Luttrell, Jr.
Lynn Booth

Deputies

Lillian Kleveland
Adelaide Giacoma

KENT COUNTY

Register of Wills
Kent County Courthouse
38 The Green
Dover, Delaware 19901
(736-2233)

Sandra W. Dean

Francine Gilbert

Dawn A. Gray

SUSSEX COUNTY

Register of Wills
Sussex County Courthouse
P.O. Box 111
The Circle
Georgetown, Delaware 19947
(856-7701, X206)

Wilson O. McCabe, Jr.

Isabelle P. Morris

Marie A. Scott

COURT OF CHANCERY

FISCAL YEAR 1985

CIVIL CASES

WORKLOAD SUMMARY

	<u>Pending 6/30/84</u>	<u>Filings</u>	<u>Dispositions</u>	<u>Pending 6/30/85</u>	<u>Change In Pending</u>	<u>% Change In Pending</u>
New Castle	678	539	560	657	-21	- 3.1%
Kent	80	32	52	60	-20	-25.0%
Sussex	<u>105</u>	<u>70</u>	<u>61</u>	<u>114</u>	<u>+ 9</u>	<u>+ 8.6%</u>
State	863	641	673	831	-32	- 3.7%

COMPARISON - FISCAL YEARS 1984-1985

CIVIL CASES

WORKLOAD

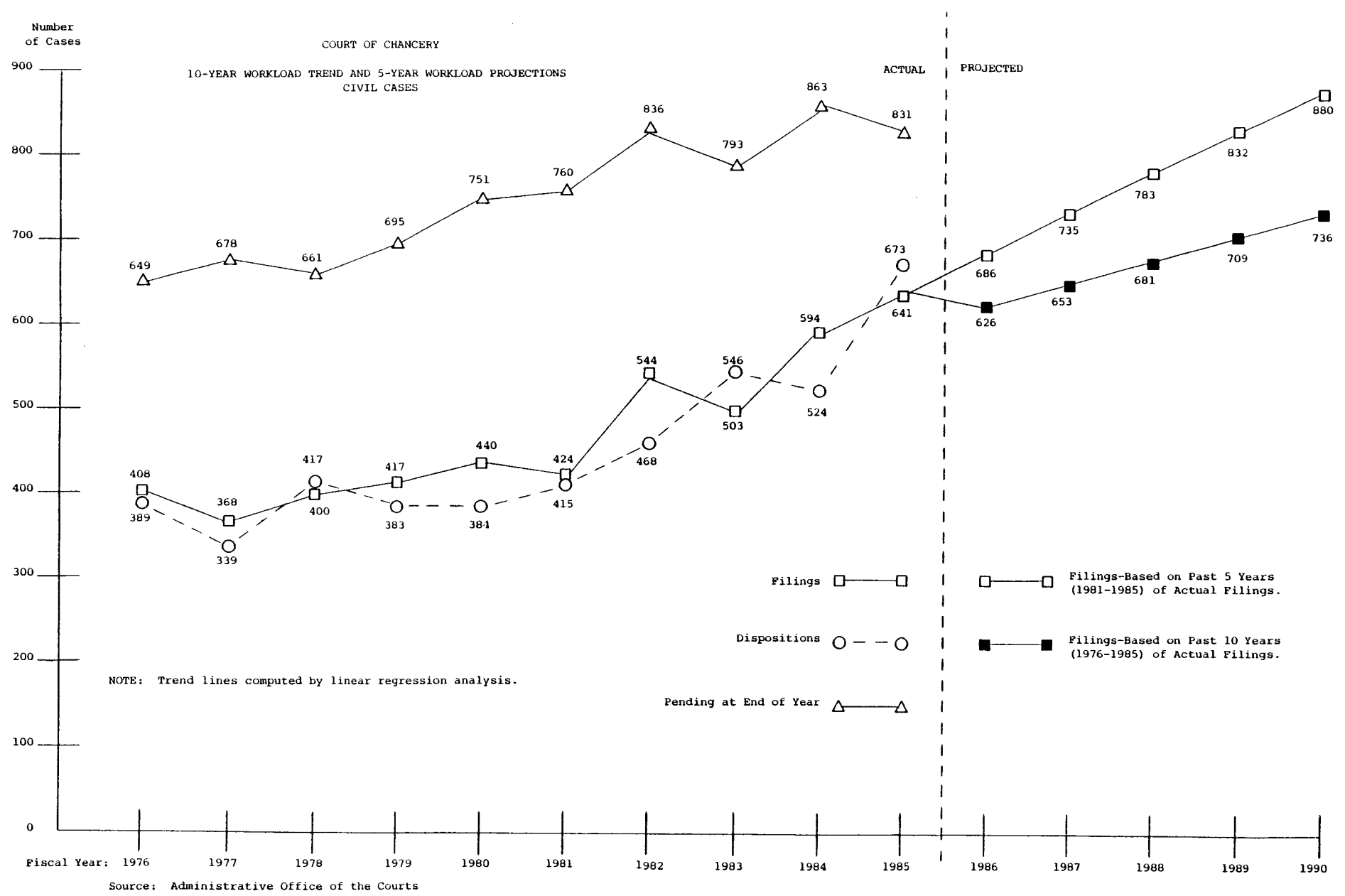
FILINGS

	<u>1984</u>	<u>1985</u>	<u>Change</u>	<u>% Change</u>
New Castle	494	539	+ 45	+ 9.1%
Kent	38	32	- 6	-15.8%
Sussex	<u>62</u>	<u>70</u>	<u>+ 8</u>	<u>+12.9%</u>
State	594	641	+ 47	+ 7.9%

DISPOSITIONS

	<u>1984</u>	<u>1985</u>	<u>Change</u>	<u>% Change</u>
New Castle	405	560	+155	+38.3%
Kent	49	52	+ 3	+ 6.1%
Sussex	<u>70</u>	<u>61</u>	<u>- 9</u>	<u>-12.9%</u>
State	524	673	+149	+28.4%

Source: New Castle County, Kent County, and Sussex County Registers in Chancery



COURT OF CHANCERY

FISCAL YEAR 1985
MISCELLANEOUS MATTERS
WORKLOAD SUMMARY

	<u>Pending 6/30/84</u>	<u>Filings</u>	<u>Dispositions</u>	<u>Pending 6/30/85</u>	<u>Change In Pending</u>	<u>% Change In Pending</u>
New Castle	3,083	297	264	3,116	+ 33	+1.1%
Kent	627	48	22	653	+ 26	+4.1%
Sussex	<u>1,135</u>	<u>185</u>	<u>142</u>	<u>1,178</u>	<u>+ 43</u>	<u>+3.8%</u>
State	4,845	530	428	4,947	+102	+2.1%

COMPARISON - FISCAL YEARS 1984-1985
MISCELLANEOUS MATTERSFILINGS

	<u>1984</u>	<u>1985</u>	<u>Change</u>	<u>% Change</u>
New Castle	306	297	- 9	- 2.9%
Kent	59	48	-11	-18.6%
Sussex	<u>193</u>	<u>185</u>	<u>- 8</u>	<u>- 4.1%</u>
State	558	530	-28	- 5.0%

DISPOSITIONS

	<u>1984</u>	<u>1985</u>	<u>Change</u>	<u>% Change</u>
New Castle	214	264	+50	+23.4%
Kent	30	22	- 8	-26.7%
Sussex	<u>147</u>	<u>142</u>	<u>- 5</u>	<u>- 3.4%</u>
State	391	428	+37	+ 9.5%

Source: New Castle County, Kent County, and Sussex County Registers in Chancery

COURT OF CHANCERY

PAGE
=39=FISCAL YEAR 1985
MISCELLANEOUS MATTERS
WORKLOAD BREAKDOWNSFILINGS

	<u>Guardians for Minors</u>	<u>Guardians for Infirm</u>	<u>Trustees for Mentally Ill</u>	<u>Trusts</u>	<u>Other Matters</u>	<u>TOTALS</u>
New Castle	63 21.2%	117 39.4%	1 0.3%	82 27.6%	34 11.4%	297 100.0%
Kent	10 20.8%	20 41.7%	0 0.0%	12 25.0%	6 12.5%	48 100.0%
Sussex	<u>25 13.5%</u>	<u>41 22.2%</u>	<u>1 0.5%</u>	<u>63 34.1%</u>	<u>55 29.7%</u>	<u>185 100.0%</u>
State	98 18.5%	178 33.6%	2 0.4%	157 29.6%	95 17.9%	530 100.0%

DISPOSITIONS

	<u>Guardians for Minors</u>	<u>Guardians for Infirm</u>	<u>Trustees for Mentally Ill</u>	<u>Trusts</u>	<u>Other Matters</u>	<u>TOTALS</u>
New Castle	83 31.4%	90 34.1%	1 0.4%	80 30.3%	10 3.8%	264 100.0%
Kent	8 36.4%	6 27.3%	0 0.0%	7 31.8%	1 4.5%	22 100.0%
Sussex	<u>25 17.6%</u>	<u>37 26.1%</u>	<u>1 0.7%</u>	<u>20 14.1%</u>	<u>59 41.5%</u>	<u>147 100.0%</u>
State	116 27.1%	133 31.1%	2 0.5%	107 25.0%	70 16.4%	428 100.0%

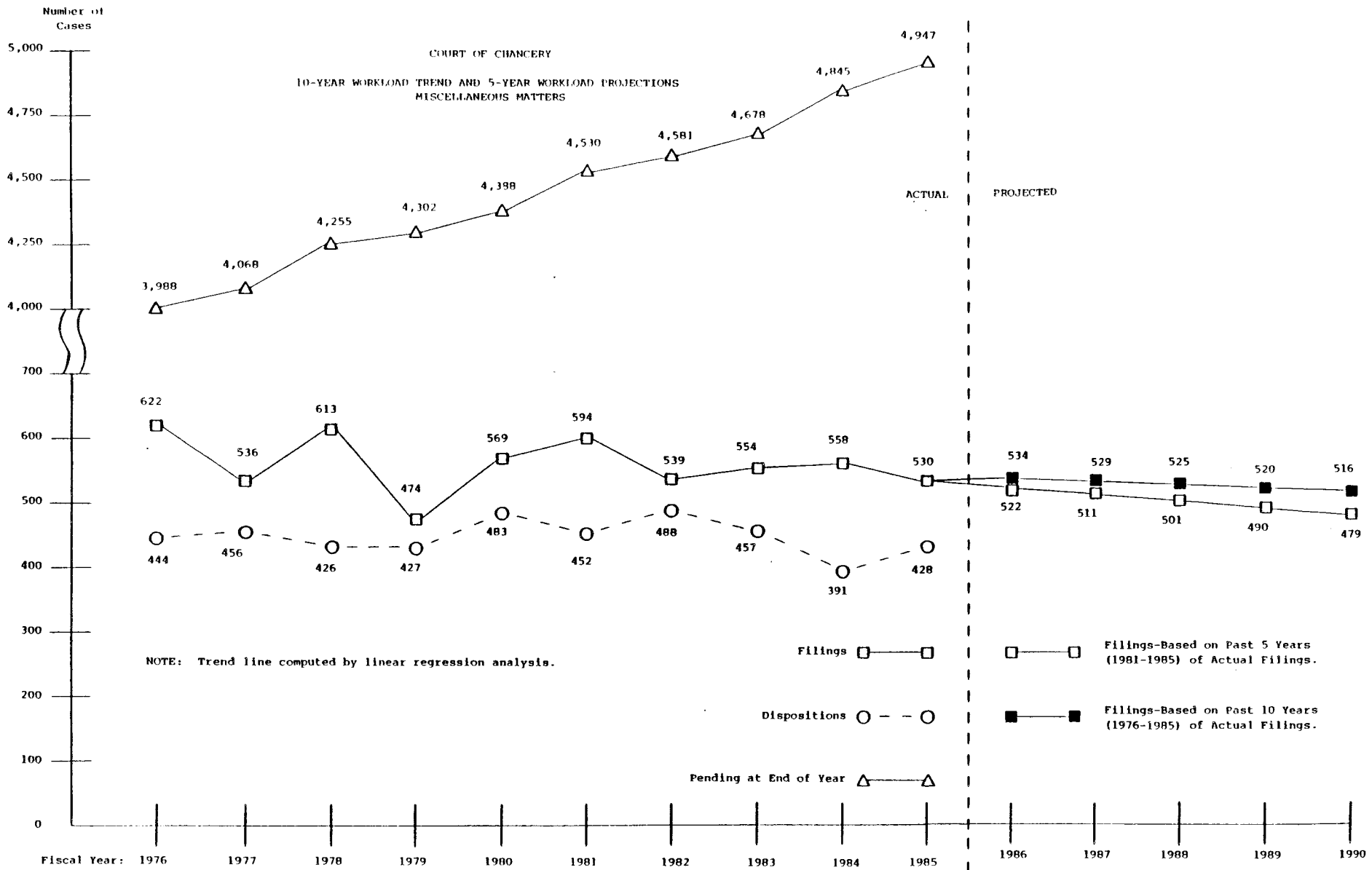
PENDING AT END OF YEAR

	<u>Guardians for Minors</u>	<u>Guardians for Infirm</u>	<u>Trustees for Mentally Ill</u>	<u>Trusts</u>	<u>Other Matters</u>	<u>TOTALS</u>
New Castle	418 13.4%	843 27.1%	157 5.0%	1,314 42.2%	384 12.3%	3,116 100.0%
Kent	268 41.0%	207 31.7%	17 2.6%	143 21.9%	18 2.8%	653 100.0%
Sussex	<u>304 25.8%</u>	<u>110 9.3%</u>	<u>16 1.4%</u>	<u>732 62.1%</u>	<u>16 1.4%</u>	<u>1,178 100.0%</u>
State	990 20.0%	1,160 23.4%	190 3.8%	2,189 44.2%	418 8.5%	4,947 100.0%

CHANGE IN PENDING

	<u>Guardians for Minors</u>	<u>Guardians for Infirm</u>	<u>Trustees for Mentally Ill</u>	<u>Trusts</u>	<u>Other Matters</u>	<u>TOTALS</u>
New Castle	- 20	+ 27	0	+ 2	+ 24	+ 33
Kent	+ 2	+ 14	0	+ 5	+ 5	+ 26
Sussex	<u>0</u>	<u>+ 4</u>	<u>0</u>	<u>+ 43</u>	<u>- 4</u>	<u>+ 43</u>
State	- 18	+ 45	0	+ 50	+ 25	+102

Source: New Castle County, Kent County, and Sussex County Registers in Chancery



Source: Administrative Office of the Courts

COURT OF CHANCERY

FISCAL YEAR 1985
ESTATES
WORKLOAD SUMMARY

	<u>Pending 6/30/84</u>	<u>Opened</u>	<u>Closed</u>	<u>Pending 6/30/85</u>	<u>Change In Pending</u>	<u>% Change In Pending</u>
New Castle	931	1,267	1,115	1,083	+152	+16.3%
Kent	884	290	154	1,020	+136	+15.4%
Sussex	<u>528</u>	<u>432</u>	<u>332</u>	<u>628</u>	<u>+100</u>	<u>+18.9%</u>
State	2,343	1,989	1,601	2,731	+388	+16.6%

COMPARISON - FISCAL YEARS 1984-1985
ESTATES
WORKLOAD

OPENED

	<u>1984</u>	<u>1985</u>	<u>Change</u>	<u>% Change</u>
New Castle	1,065	1,267	+202	+19.0%
Kent	265	290	+ 25	+ 9.4%
Sussex	<u>400</u>	<u>432</u>	<u>+ 32</u>	<u>+ 8.0%</u>
State	1,730	1,989	+259	+15.0%

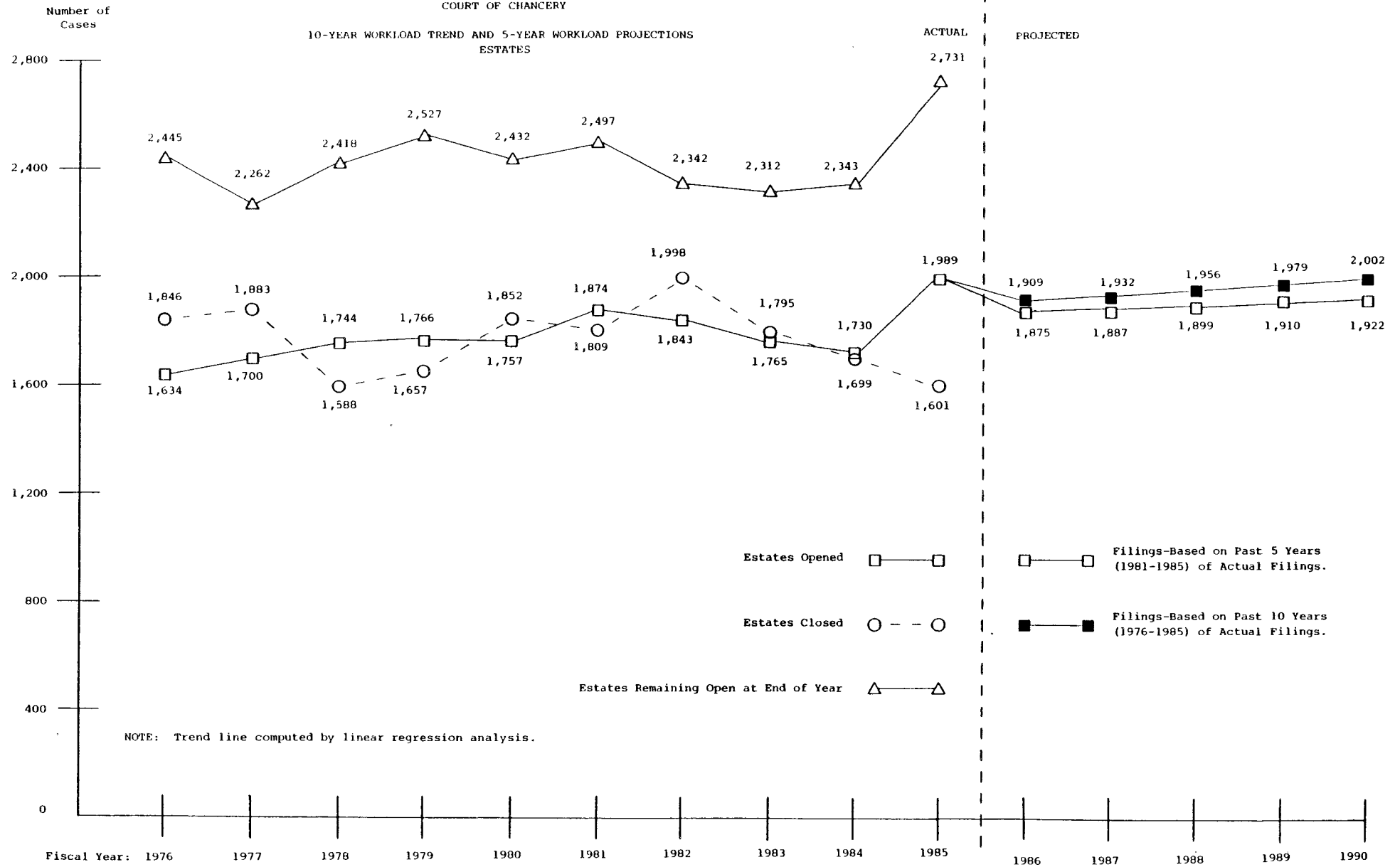
CLOSED

	<u>1984</u>	<u>1985</u>	<u>Change</u>	<u>% Change</u>
New Castle	1,068	1,115	+ 47	+ 4.4%
Kent	237	154	- 83	-35.0%
Sussex	<u>394</u>	<u>332</u>	<u>- 62</u>	<u>-15.7%</u>
State	1,699	1,601	- 98	- 5.8%

Source: New Castle County, Kent County, and Sussex County Registers of Wills

COURT OF CHANCERY

10-YEAR WORKLOAD TREND AND 5-YEAR WORKLOAD PROJECTIONS
ESTATES



NOTE: Trend line computed by linear regression analysis.

Source: Administrative Office of the Courts

Public Guardian

PUBLIC GUARDIAN

Legal Authorization

The authority for the Office of the Public Guardian is derived from Title 12, § 3991, of the Delaware Code, which states that:

"There is established the Office of the Public Guardian. The Chancellor shall appoint the Public Guardian, who shall serve at his pleasure ..."

Geographic Organization

The Office of the Public Guardian has responsibility for the entire State and presents its petitions for guardianships in the Court of Chancery in all three counties.

Legal Jurisdiction

The powers and duties of the Public Guardian are stated in Title 12, §3992, of the Delaware Code:

"The Public Guardian, when appointed as guardian by Court order, shall:

1. Serve as a guardian for the property of aged, mentally infirm or physically incapacitated persons, pursuant to §3914 of this Title;
2. Serve as a guardian for the person of aged, mentally or physically incapacitated persons where such persons are in danger of substantially endangering their health, or of becoming subject to abuse by other persons, or of becoming the victim of designing persons; or
3. Serve as both guardian of the person and of property of such person."

The legislation creating the Office of the Public Guardian creates a guardianship capability for a person needing a guardian but who does not have a relative, friend, or other person interested in or capable of serving as a guardian, whose estate is insufficient to purchase the services of a private guardian, or who would best be served by a neutral guardian. This has resulted in the Office of the Public Guardian serving as consultant to agencies, attorneys, or families about guardianship matters.

Personnel

The Public Guardian is aided by a staff assistant, one full-time and two part-time caseworkers, and an accounting clerk.

Caseload

The Office of the Public Guardian received a total of 102 referrals during FY 1985 of which 9 were determined to need the services of the Public Guardian as a guardian and petitions were presented in the appropriate counties in these cases. The Public Guardian was responsible for 46 wards as of June 30, 1985.

The remaining 93 referrals were determined not to need guardianship to resolve their problems and were served by utilizing the resources of other state and private agencies to aid the client, involving the family of the client, helping the client take some voluntary action on his own behalf, or offering counseling to help the client solve his own problems.

PUBLIC GUARDIAN

New Castle County

11th Floor
Elbert N. Carvel Delaware State Building
820 North French Street
Wilmington, DE 19801
(571-2990)

Kent County

James Williams State Service Center
805 River Road
Dover, DE 19901
(736-4072)

Sussex County

Georgetown St. Service Ctr.
546 South Bedford Street
Georgetown, DE 19947

PERSONNEL

Public Guardian

Barbara F. Blevins

Staff Assistant

Barbara A. Walker

Caseworker

Patricia E. Gesler

Accounting Clerk

Marilyn Bergeron-Huard

Caseworker (Part-Time)

Hugh Waters

Caseworker (Part-Time)

Karen E. Bounds

PUBLIC GUARDIAN

FISCAL YEAR 1985
WORKLOAD SUMMARY

	<u>Pending 6/30/84</u>	<u>New Referrals</u>	<u>Cases Closed</u>	<u>Pending 6/30/85</u>	<u>Change In Pending</u>	<u>% Change In Pending</u>
Guardianships	50	9	13	46	- 4	- 8.0%
Investigations	<u>11</u>	<u>93</u>	<u>98</u>	<u>6</u>	<u>- 5</u>	<u>- 45.5%</u>
TOTALS	61	102	111	52	- 9	- 14.8%

COMPARISON - FISCAL YEARS 1984-1985
WORKLOAD

New Referrals

	<u>1984</u>	<u>1985</u>	<u>Change</u>	<u>% Change</u>
Guardianships	12	9	- 3	- 25.0%
Investigations	<u>116</u>	<u>93</u>	<u>-23</u>	<u>- 19.8%</u>
TOTALS	128	102	-26	- 20.3%

Cases Closed

	<u>1984</u>	<u>1985</u>	<u>Change</u>	<u>% Change</u>
Guardianships	6	13	+ 7	+116.7%
Investigations	<u>109</u>	<u>98</u>	<u>-11</u>	<u>- 10.1%</u>
TOTALS	115	111	- 4	- 3.5%

Source: Office of the Public Guardian

Superior Court

Legal Authorization

The Constitution of Delaware, Article IV, Section 1, created the Superior Court.

Geographic Organization

Sessions of Superior Court are held in each of the three counties at the county seat.

Legal Jurisdiction

Superior Court has statewide original jurisdiction over criminal and civil cases, except equity cases, over which the Court of Chancery has exclusive jurisdiction. The Court's authority to award damages is open ended, i.e., its awards in cases of personal injury, libel and slander, and contract claims are unlimited. The Court also tries cases involving medical malpractice, legal malpractice, property cases involving mortgage foreclosures, mechanics liens, condemnations, and appeals related to landlord-tenant disputes and appeals from the Automobile Arbitration Board. The Court has exclusive jurisdiction over felonies and drug offenses (except most felonies and drug offenses involving minors and except possession of marijuana cases).

Superior Court has jurisdiction over involuntary commitments of the mentally ill to the Delaware State Hospital. The Court serves as an intermediate appellate court, hearing appeals on the record from the Court of Common Pleas, Family Court, more than 50 administrative agencies including the Industrial Accident Board, Unemployment Insurance Appeal Board, Alcohol Beverage Control Commission, Tax Appeal Board, Zoning and Adjustment Boards, and other quasi-judicial bodies. Appeals from Alderman's Courts, Justice of the Peace Courts, and Municipal Court are heard on trials de novo (second trials) in Superior Court. Appeals from Superior Court are argued on the record before the Supreme Court.

Judges

Number: With the addition of two judges on 9/30/85, there are thirteen judges appointed to the Superior Court bench. One judge is appointed President Judge with administrative responsibility for the Court, and three are appointed as Resident Judges and must reside in the county in which they are appointed. No more than a bare majority of the judges may be of one political party; the rest must be of the other major political party.

Appointment: The Governor appoints Superior Court Judges with the consent of the Senate.

Tenure: The judges are appointed for 12-year terms.

Qualifications: The judges must be learned in the law.

Support Personnel

Superior Court may appoint court reporters, law clerks, bailiffs, presentence officers, a secretary for each judge, and other personnel.

An elected Prothonotary for each county serves as Clerk of the Superior Court for that county. The Prothonotary is the record keeper for the Superior Court and is directly involved with the daily operations of the Court. The office handles the jury list, property liens, registration of law students and attorneys, and is the custodian of costs and fees for the courts and for the Attorney General. It issues permits to carry deadly weapons, receives bail, deals with the release of incarcerated prisoners, issues certificates of notary public where applicable, issues certificates of election to elected officials, issues commitments to the State Hospital and collects and distributes restitution monies as ordered by the counties in addition to numerous other duties. It is also charged with the security, care and custody of Courts' exhibits.

Elected sheriffs, one per county, also serve Superior Court.

Caseload Trend

There was a 19.5% increase in criminal filings from 3,679 in FY 1984 to 4,396 in FY 1985 with criminal filings increasing in each of the counties. Criminal dispositions rose in each of the counties with the statewide total rising by 12.8% to 4,142 in FY 1985 from 3,671 in FY 1984. Though dispositions rose in FY 1985, the increase in filings led to a 17.2% increase in criminal pending from 1,481 at the end of FY 1984 to 1,735 at the end of FY 1985. There was a drop in the percentage of compliance with the Chief Justice's Speedy Trial Directive, which sets a standard of 120 days from arrest to disposition, from 73.4% in FY 1984 to 67.3% in FY 1985. Yet because of the increased number of dispositions, there was actually a 3.5% increase in the number of dispositions within 120 days in FY 1985 than there were in FY 1984.

For the second consecutive fiscal year there was a decrease both in civil filings and in civil dispositions from the previous fiscal year. Civil filings fell by 2.1% from 3,825 in FY 1984 to 3,745 in FY 1985. There was a 7.9% decrease in civil dispositions from 3,486 in FY 1984 to 3,213 in FY 1985, with dispositions falling in each of the counties. Civil pending increased by 10.1% from 5,249 at the end of the FY 1984 to 5,781 at the end of FY 1985, due in large part to the fall in dispositions.

Though there was a decrease in civil filings and dispositions during FY 1985, the rise in both criminal filings and dispositions was large enough that it led to increases in total filings and total dispositions during FY 1985. There was an increase of 8.5% in total filings from 7,504 in FY 1984 to 8,141 in FY 1985 while total dispositions rose by 2.8% from 7,157 in FY 1984 to 7,355 in FY 1985. The larger increase in total filings than in total dispositions during FY 1985 led to a rise of 11.7% to 7,516 total pending at the end of FY 1985 from 6,730 total pending at the end of FY 1984.

SUPERIOR COURT

JUDICIARY

NEW CASTLE COUNTY

KENT COUNTY

SUSSEX COUNTY

President Judge

Hon. Albert J. Stiftel (D, 8/8/90)
Ann Lafferty, Secretary
(571-2355)

Resident Judge

Hon. Joshua W. Martin, III (R, 6/9/95)
Ann Wallace, Secretary
(571-2544)

Associate Judges

Hon. Robert C. O'Hara (R, 3/23/90)
Doris Myers, Secretary
(571-2370)

Hon. Vincent A. Bifferato (D, 8/5/92)
Betty Gilson, Secretary
(571-2361)

Hon. Vincent J. Poppiti (D, 6/10/95)
Mary Jane DeMatteis, Secretary
(571-2358)

Hon. Clarence W. Taylor (R, 7/1/96)
Carol Edwards, Secretary
(571-2374)

Hon. Richard S. Gebelein (R, 9/14/96)
Patrice Wheeler, Secretary
(571-2369)

Hon. Bernard Balick (D, 9/30/97)
Ivone Marvel, Secretary
(571-2367)

Hon. John E. Babiarz, Jr. (D, 9/30/97)
Sally McKendrick, Secretary
(571-2354)

Resident Judge

Hon. William G. Bush, III (D, 9/13/96)
Eileen Masino, Secretary
(736-5333)

Associate Judge

Hon. Henry duPont Ridgely (R, 9/14/96)
Deborah Martin, Secretary
(736-5331)

Resident Judge

Hon. Claud L. Tease (R, 10/25/86)
Mary Ellen Greenley, Secretary
(856-5256)

Associate Judge

Hon. William B. Chandler, III (R, 9/30/97)

SUPERIOR COURT

SUPPORT PERSONNEL

NEW CASTLE COUNTY

Superior Court
Public Building
1020 North King Street
Wilmington, DE 19801

Administrator

Thomas J. Ralston
S. Maureen Golden, Secretary
(571-2380)

Staff Assistant

Doris E. Harris
(571-2380)

Accountant

Michael E. Indellini
(571-2376)

Case Scheduling Office

Phyllis Laffey, Chief
(571-2414)

Law Clerks

Christopher R. Baum
Karen M. Cunningham
Deborah S. Layton
Ann L. Martino
Thomas V. McDonough
Jane T. Monahan
Mark T. Seitz

Jury Commissioners

John N. Russo
Delores G. Tatman

KENT COUNTY

Superior Court
Kent County Courthouse
38 The Green
Dover, DE 19901

Joyce C. DuBour
(736-5353)

Lynn Wilson

Wallace F. McFaul, Jr.
John F. McDonald

SUSSEX COUNTY

Superior Court
Sussex County Courthouse
The Circle
Georgetown, DE 19947

Lisa D. Isaacs
(856-5525)

Robert J. O'Neil

Ralton H. Dennis
Milan F. West

SUPERIOR COURT

SUPPORT PERSONNEL (CONTINUED)

NEW CASTLE COUNTY

Presentence Officers

William G. Echols, Chief
Barbara P. Holloway, Assistant Chief
(571-2420)

Court Reporters

Morris D. Pearson, Chief
(571-2390)

Bailiffs

John K. Truitt, Chief

KENT COUNTY

Ralph D. Knotts, Jr., Chief
(736-5275)

Debra S. Mitchell
(736-5311)

William R. Staats, Chief

SUSSEX COUNTY

Jana E. Mollahan, Chief
(856-5549)

Eileen G. Kimmel
(856-5596)

Sydney J. Hitchens, Chief

PROTHONOTARIES

NEW CASTLE COUNTY

Prothonotary
Public Building
1020 North King Street
Wilmington, DE 19801
(571-2396, 571-7575)

Prothonotaries

Margo E. Bane

Chief Deputies

Elizabeth O. Richeson
Evelyn B. Kniesley

Deputies

Sharon Agnew
Barbara Hrinak
Wilma McDowell
Raymond Wilson

KENT COUNTY

Prothonotary
Kent County Courthouse
38 The Green
Dover, DE 19901
(736-5328)

Emily G. Morris

Mary Jane Cronk

Phyllis Lints

SUSSEX COUNTY

Prothonotary
Sussex County Courthouse
The Circle
Georgetown, DE 19947
(856-7701, X270)

Lynn W. Moore

Carol B. Thomas

Shirley Washington
Susan Beth Moore

SUPERIOR COURT

SHERIFFS

NEW CASTLE COUNTY

Sheriff
Public Building
1020 North King Street
Wilmington, DE 19801
(571-7564, 571-7565)

Sheriffs

Michael P. Walsh

Chief Deputies

Loretta Forsythe-Walsh

Chief Deputy Sheriff

Edward F. Bonk, Sr.

KENT COUNTY

Sheriff
Kent County Courthouse
38 The Green
Dover, DE 19901
(736-2000, X212)

Carl M. Wright

SUSSEX COUNTY

Sheriff
Sussex County Courthouse
The Circle
Georgetown, DE 19947
(856-7701, X240)

William L. Jones

Robert D. Snowden

SUPERIOR COURT
FISCAL YEAR 1985
CRIMINAL CASES
WORKLOAD SUMMARY

	<u>Number of Defendants</u>			<u>Pending 6/30/85</u>	<u>Change In Pending</u>	<u>% Change In Pending</u>
	<u>Pending 6/30/84</u>	<u>Filings</u>	<u>Dispositions</u>			
New Castle	1,030	3,510	3,218	1,322	+292	+28.4%
Kent	313	494	523	284	- 29	- 9.3%
Sussex	<u>138</u>	<u>392</u>	<u>401</u>	<u>129</u>	<u>- 9</u>	<u>- 6.5%</u>
State	1,481	4,396	4,142	1,735	+254	+17.2%

COMPARISON - FISCAL YEARS 1984-1985
WORKLOAD

FILINGS

	<u>Number of Defendants</u>		<u>Change</u>	<u>% Change</u>
	<u>1984</u>	<u>1985</u>		
New Castle	2,840	3,510	+670	+23.6%
Kent	458	494	+ 36	+ 7.9%
Sussex	<u>381</u>	<u>392</u>	<u>+ 11</u>	<u>+ 2.9%</u>
State	3,679	4,396	+717	+19.5%

DISPOSITIONS

	<u>Number Of Defendants</u>		<u>Change</u>	<u>% Change</u>
	<u>1984</u>	<u>1985</u>		
New Castle	2,867	3,218	+351	+12.2%
Kent	419	523	+104	+24.8%
Sussex	<u>385</u>	<u>401</u>	<u>+ 16</u>	<u>+ 4.2%</u>
State	3,671	4,142	+471	+12.8%

Source: Superior Court Case Scheduling Office

SUPERIOR COURT

FISCAL YEAR 1985
CRIMINAL CASES
WORKLOAD
EXPLANATORY NOTES

1. The unit of count in Superior Court criminal cases is the defendant. A defendant is defined as an individual named in an indictment, so that an individual named in 3 indictments is counted as 3 defendants. An individual with a consecutively-numbered series of informations, appeals, or transfers filed on the same day is counted as one defendant.
2. Informations are filed if defendants waive indictment.
3. Transfers are defendants brought before the Court of Common Pleas in New Castle County who request jury trials. Since the Court of Common Pleas in Kent and Sussex Counties itself holds jury trials, there are no transfers in either of those counties.
4. Reinstatements represent defendants who have had their cases disposed of who are brought back before Superior Court for one of the following reasons:
 - Mistrial
 - Hung Jury
 - Motion for new trial granted
 - Guilty plea withdrawn
 - Lower court appeal reinstated after being dismissed
 - Conviction overturned by Supreme Court; remanded to Superior Court for new trial
5. Severances are defendants indicted on multiple charges whose charges are severed to be tried separately.
6. Trial dispositions refer to the number of defendants whose charges were disposed of at a trial, not the number of trials per se. The date of disposition is the trial date, unless the decision is reserved, in which case it is the date when the opinion is handed down.
7. A defendant is counted as being disposed of by nolle prosequi only if all charges in an indictment or information or all charges transferred or appealed simultaneously are dropped. For example, if a defendant pleads guilty to one charge in an indictment, and other charges in the same indictment are then nol-prossed, that defendant is considered to have been disposed of by guilty plea on the date of the plea.
8. Defendants are not counted as disposed of by nol-pros if the nolle prosequi was filed to an original charge because the defendant entered a guilty plea to a New Information. Since the New Information is a further action in an existing case and is not counted as a separate filing, so also the nol-pros is not the primary disposition.

9. Only nol-prosces filed for defendants who were actually brought before Superior Court by indictment, information, appeal, transfer, reinstatement, or severance are counted in the total number of Superior Court dispositions. Nolle prosequis of unindicted defendants are listed separately because such defendants were never formally before the Superior Court.
10. Unindicted nolle prosequis are felony or drug defendants who were arrested and were bound over to Superior Court by a lower court either because probable cause was found or because the defendant waived preliminary hearing. The Attorney General then decided not to seek indictment or the grand jury ignored the indictment and a nolle prosequi was filed.
11. Remands are defendants who appealed or transferred their cases to Superior Court and had them remanded back to the lower court. ADRR's are cases in which an appeal to Superior Court has been dismissed with the record being remanded to the court from which it came. ADRR's and remands do not constitute the dispositions of all appeals that are filed; some are disposed of by trial de novo, plea, or nolle prosequi.
12. Other types of dispositions include consolidations and diversions. A consolidation represents a single individual who is indicted separately on different charges but whose charges are consolidated to be tried together. Thus an individual indicted in January and again in February, and who is counted as two filings, will receive one trial disposition and one consolidation disposition if the charges are tried together. Diversions represent those defendants who are charged with driving under the influence and are first time offenders. The defendants elect to enroll in a rehabilitation program and waive their right to a speedy trial. If the individual satisfactorily completes the program and pays all fees, the driving under the influence charge will be nolle prossed.

SUPERIOR COURT
FISCAL YEAR 1985
CRIMINAL CASES
WORKLOAD BREAKDOWNS

FILINGS

	<u>Number of Defendants Brought to Superior Court By:</u>									<u>TOTALS</u>
	<u>Indictment</u>	<u>Information</u>	<u>Appeal</u>	<u>Transfer</u>	<u>Reinstatement</u>	<u>Severance</u>				
New Castle	2,770 78.9%	19 0.5%	129 3.7%	540 15.4%	48 1.4%	4 0.1%				3,510 100.0%
Kent	433 87.7%	46 9.3%	11 2.2%	0 0.0%	2 0.4%	2 0.4%				494 100.0%
Sussex	89 22.7%	290 74.0%	9 2.3%	0 0.0%	4 1.0%	0 0.0%				392 100.0%
State	3,292 74.9%	355 8.1%	149 3.4%	540 12.3%	54 1.2%	6 0.1%				4,396 100.0%

DISPOSITIONS

	<u>Number of Defendants Disposed of By:</u>											<u>TOTALS</u>
	<u>Trial</u>	<u>Guilty Plea</u>	<u>Nolle Prosequi</u>	<u>Dismissal</u>	<u>ADRR</u>	<u>Remand or Transfer</u>	<u>Diversion</u>	<u>Consolidation</u>				
New Castle	309 9.6%	2,145 66.7%	708 22.0%	16 0.5%	35 1.1%	5 0.2%	0 0.0%	0 0.0%				3,218 100.0%
Kent	25 4.8%	421 80.5%	66 12.6%	2 0.4%	8 1.5%	0 0.0%	0 0.0%	1 0.2%				523 100.0%
Sussex	42 10.5%	276 68.8%	71 17.7%	3 0.7%	4 1.0%	3 0.7%	2 0.5%	0 0.0%				401 100.0%
State	376 9.1%	2,842 68.6%	845 20.4%	21 0.5%	47 1.1%	8 0.2%	2 0.1%	1 0.0%				4,142 100.0%

PENDING AT END OF YEAR

	<u>Number of Defendants</u>		<u>TOTALS</u>
	<u>Triable</u>	<u>Non-Triable</u>	
New Castle	953 72.1%	369 27.9%	1,322 100.0%
Kent	53 18.7%	231 81.3%	284 100.0%
Sussex	79 61.2%	50 38.8%	129 100.0%
State	1,085 62.5%	650 37.5%	1,735 100.0%

CHANGE IN PENDING

	<u>Number of Defendants</u>		<u>TOTALS</u>
	<u>Triable</u>	<u>Non-Triable</u>	
New Castle	+340	- 48	+292
Kent	- 8	- 21	- 29
Sussex	- 12	+ 3	- 9
State	+320	- 66	+254

ADRR = Appeal Dismissed, Record Remanded

Source: Superior Court Case Scheduling Office

SUPERIOR COURT
FISCAL YEAR 1985
CRIMINAL CASES
TYPES OF DISPOSITIONS

TRIAL DISPOSITIONS - PART ONE

Number of Defendants Disposed of By:

	<u>Jury Trial</u>		<u>Non-Jury Trial</u>		<u>TOTALS</u>		<u>Guilty</u>		<u>Not Guilty*</u>		<u>No Final Disposition**</u>		<u>TOTALS</u>	
New Castle	291	94.2%	18	5.8%	309	100.0%	206	66.7%	61	19.7%	42	13.6%	309	100.0%
Kent	25	100.0%	0	0.0%	25	100.0%	15	60.0%	4	16.0%	6	24.0%	25	100.0%
Sussex	24	57.1%	18	42.9%	42	100.0%	26	61.9%	12	28.6%	4	9.5%	42	100.0%
State	340	90.4%	36	9.6%	376	100.0%	247	65.7%	77	20.5%	52	13.8%	376	100.0%

TRIAL DISPOSITIONS - PART TWO

Number of Defendants Disposed of By:

	<u>Jury Trial</u>							<u>Non-Jury Trial</u>							<u>TOTALS</u>
	<u>Guilty</u>	<u>Guilty LIO</u>	<u>Not Guilty</u>	<u>Nolle Prosequi At Trial</u>	<u>Dismissed At Trial</u>	<u>Mistrial</u>	<u>Hung Jury</u>	<u>Guilty</u>	<u>Guilty LIO</u>	<u>Not Guilty</u>	<u>Nolle Prosequi At Trial</u>	<u>Dismissed At Trial</u>	<u>Mistrial</u>		
New Castle	154	38	42	2	13	10	32	11	3	4	0	0	0	309	
Kent	9	6	4	0	0	4	2	0	0	0	0	0	0	25	
Sussex	12	4	3	0	1	3	1	8	2	8	0	0	0	42	
State	175	48	49	2	14	17	35	19	5	12	0	0	0	376	

LIO = Lesser Included Offense

*Includes Dismissals at Trial and Nolle Prosequis at Trial

**Hung Juries and Mistrials

Source: Superior Court Case Scheduling Office

SUPERIOR COURT
FISCAL YEAR 1985
CRIMINAL CASES
TYPES OF DISPOSITIONS
GUILTY PLEA DISPOSITIONS

PAGE
=61=

Felony

	<u>PG-Original</u>	<u>PG-Lesser</u>	<u>PG-NI</u>	<u>PG-Information</u>	<u>TOTALS</u>
New Castle	656 74.4%	172 19.5%	29 3.3%	25 2.8%	882 100.0%
Kent	163 81.1%	24 11.9%	2 1.0%	12 6.0%	201 100.0%
Sussex	9 6.8%	30 22.7%	0 0.0%	93 70.5%	132 100.0%
State	828 68.2%	226 18.6%	31 2.6%	130 10.7%	1,215 100.0%

Misdemeanor

	<u>PG-Original</u>	<u>PG-Lesser</u>	<u>PG-NI</u>	<u>PG-Information</u>	<u>TOTALS</u>
New Castle	262 20.7%	574 45.4%	119 9.4%	308 24.4%	1,263 100.0%
Kent	53 24.1%	113 51.4%	6 2.7%	48 21.8%	220 100.0%
Sussex	9 6.3%	66 45.8%	0 0.0%	69 47.9%	144 100.0%
State	324 19.9%	753 46.3%	125 7.7%	425 26.1%	1,627 100.0%

Guilty Plea Totals

	<u>PG Original</u>	<u>PG-Lesser</u>	<u>PG-NI</u>	<u>PG-Information</u>	<u>TOTALS</u>
New Castle	918 42.8%	746 34.8%	148 6.9%	333 15.5%	2,145 100.0%
Kent	216 51.3%	137 32.5%	8 1.9%	60 14.3%	421 100.0%
Sussex	18 6.5%	96 34.8%	0 0.0%	162 58.7%	276 100.0%
State	1,152 40.5%	979 34.4%	156 5.5%	555 19.5%	2,842 100.0%

EXPLANATORY NOTES

1. Guilty plea dispositions do not include pleas made during trials. They are included in the trial disposition totals.
2. "PG-Original" includes defendants who pled guilty to all charges or to the major charge of a multi-count indictment, appeal, transfer, or reinstatement.
3. "PG-Lesser" includes defendants who pled guilty to a lesser included offense of the most serious charge, a less serious charge of a multi-count indictment or other filings, or a lesser included offense of a less serious charge of a multi-count indictment or other filing.
4. "PG-NI" indicates that a defendant pled guilty to a new information - always a less serious charge than the original one.
5. "PG-Information" denotes a defendant who waived indictment and pled guilty to an information filed by the Attorney General. This is always a reduced charge.
6. A plea of nolo contendere is considered to be the equivalent of a guilty plea; e.g., a plea of nolo contendere to a lesser included offense is counted with the PG-Lesser.

SUPERIOR COURT

FISCAL YEAR 1985
CRIMINAL CASES
TYPES OF DISPOSITIONS

NOLLE PROSEQUI DISPOSITIONS - PART ONE*

	Number of Defendants With Nolle Prosequis By Special Condition	Number of Defendants With Nolle Prosequis By Merit	Total Number Defendants Disposed Of By Nolle Prosequi
New Castle	327 46.2%	381 53.8%	708 100.0%
Kent	23 34.8%	43 65.2%	66 100.0%
Sussex	26 36.6%	45 63.4%	71 100.0%
State	376 44.5%	469 55.5%	845 100.0%

NOLLE PROSEQUI DISPOSITIONS - PART TWO*

	Number of Defendants With Nolle Prosequis by Special Condition										Number of Defendants With Nolle Prosequis by Merit										TOTALS
	Guilty of Other Charges, Different Indictment	Disposed of in Other Court	Reindicted	Placed on AG's Probation	Made Restitution	Placed in Custody of Other Jurisdiction	Indicted on Other Charges	W/O Prejudice	Miscellaneous	Codefendant Guilty	Immunity	Defense Valid	Prosecutive Merit	Victim/Witness Availability/ Deceased	Victim/Witness Attitude/ Credibility	Related to Indictment	Insufficient Evidence	Other Evidence Problems	Miscellaneous		
New Castle	29	33	98	66	10	3	9	3	76	12	2	15	133	47	62	3	97	1	9	708	
Kent	5	2	1	6	5	0	0	0	4	0	2	0	11	1	0	0	26	0	3	66	
Sussex	11	3	1	4	2	0	0	1	4	2	2	9	0	3	8	0	18	1	2	71	
State	45	38	100	76	17	3	9	4	84	14	6	24	144	51	70	3	141	2	14	845	

*Nolle Prosequis for indicted defendants only.

AG = Attorney General

Source: Superior Court Case Scheduling Office

SUPERIOR COURT

FISCAL YEAR 1985
CRIMINAL CASES
DISPOSITIONS BY OFFENSE TYPE
NEW CASTLE COUNTY

<u>Offense</u>	<u>Trial</u> <u>G-NG-NFD</u>	<u>Number of Defendants Disposed of By:</u>						<u>TOTALS</u>
		<u>Guilty</u> <u>Plea</u>	<u>NP</u>	<u>Dismissal</u>	<u>ADRR</u>	<u>Remand/</u> <u>Transfer</u>	<u>Diversion</u>	
<u>Crimes of Violence</u>								
Murder 1st	5- 1- 0	3	1	0	0	0	0	10
Murder 2nd	1- 0- 0	2	0	0	0	0	0	3
Manslaughter	3- 0- 0	2	0	0	0	0	0	5
Attempted Murder 1st	4- 3- 0	10	3	0	0	0	0	20
Assault 1st	10- 3- 0	29	18	1	0	0	0	61
Assault 2nd	19- 4- 2	61	25	0	0	0	0	111
Reckless Endangering 1st/2nd	2- 0- 0	19	7	0	0	0	0	28
Rape 1st	4- 0- 1	21	2	0	0	0	0	28
Rape 2nd	3- 1- 1	23	3	0	0	0	0	31
Sodomy 1st/2nd	1- 0- 0	2	1	0	0	0	0	4
Kidnapping 1st/2nd	5- 0- 0	16	3	0	0	0	0	24
Robbery 1st	12- 1- 4	46	19	0	0	0	0	82
Robbery 2nd	2- 1- 0	13	8	0	0	0	0	24
<u>Drug Offenses</u>								
Delivery	7- 2- 1	108	41	0	0	0	0	159
Possession w/Intent to Deliver	12- 1- 6	137	25	1	0	0	0	182
Possession NN Schedule I	2- 0- 0	15	10	0	0	0	0	27
Other Drug Offenses	3- 0- 0	115	40	1	0	0	0	159
<u>Other Indicted Offenses</u>								
Burglary 1st/2nd/3rd	18- 3- 2	286	60	2	0	0	0	371
Theft/Shoplifting/RSP/Forgery	23-12- 7	530	172	2	1	0	0	747
Weapons Offenses	6- 9- 2	200	58	2	0	0	0	277
Other Indicted Offenses	15- 3- 0	220	72	1	0	0	0	311
<u>Appeals and Transfers</u>								
DUI/CUI	35-12-13	178	8	3	26	1	0	276
Other Traffic Offenses	6- 2- 1	44	28	2	4	2	0	89
Non-Traffic Offenses	8- 3- 2	65	104	1	4	2	0	189
TOTALS	206-61-42	2,145	708	16	35	5	0	3,218

ADRR = Appeal Dismissed, Record Remanded
 DUI/CUI = Driving Under the Influence/Control Under
 the Influence
 G = Guilty
 NFD = No Final Disposition (Hung Juries and Mistrials)

NG = Not Guilty (includes Dismissals at Trial and
 Nolle Prosequis at Trial)
 NN = Non-Narcotic
 NP = Nolle Prosequi
 RSP = Receiving Stolen Property

FISCAL YEAR 1985
CRIMINAL CASES
DISPOSITIONS BY OFFENSE TYPE

KENT COUNTY

<u>Offense</u>	<u>Trial</u> <u>G-NG-NFD</u>	<u>Guilty</u> <u>Plea</u>	<u>NP</u>	<u>Dismissal</u>	<u>ADRR</u>	<u>Consolidation</u>	<u>TOTALS</u>
<u>Crimes of Violence</u>							
Murder 1st	1-0-1	0	0	0	0	0	2
Murder 2nd	0-0-0	0	0	0	0	0	0
Manslaughter	0-0-0	0	0	0	0	0	0
Attempted Murder 1st	0-0-0	1	0	0	0	0	1
Assault 1st	0-0-0	5	2	0	0	0	7
Assault 2nd	2-0-0	18	2	0	0	0	22
Reckless Endangering 1st/2nd	1-0-0	5	0	0	0	1	7
Rape 1st	2-1-0	2	0	0	1	0	6
Rape 2nd	0-0-0	4	3	0	0	0	7
Sodomy 1st/2nd	0-0-0	4	0	0	0	0	4
Kidnapping 1st/2nd	1-0-0	4	0	0	0	0	5
Robbery 1st	0-0-0	8	0	0	0	0	8
Robbery 2nd	0-0-0	2	1	0	0	0	3
<u>Drug Offenses</u>							
Delivery	0-0-0	18	5	0	0	0	23
Possession w/Intent to Deliver	2-0-2	11	1	0	0	0	16
Possession NN Schedule I	0-0-0	1	0	0	0	0	1
Other Drug Offenses	0-0-0	21	5	0	0	0	26
<u>Other Indicted Offenses</u>							
Burglary 1st/2nd/3rd	4-1-0	96	16	0	0	0	117
Theft/Shoplifting/RSP/Forgery	0-0-0	135	19	0	1	0	155
Weapons Offenses	0-0-0	30	4	2	0	0	36
Other Indicted Offenses	1-1-2	45	6	0	0	0	55
<u>Appeals and Transfers</u>							
DUI/CUI	1-1-1	10	2	0	4	0	19
Other Traffic Offenses	0-0-0	0	0	0	0	0	0
Non-Traffic Offenses	0-0-0	1	0	0	2	0	3
TOTALS	15-4-6	421	66	2	8	1	523

ADRR = Appeal Dismissed, Record Remanded
DUI/CUI = Driving Under the Influence/Control Under
the Influence
G = Guilty
NFD = No Final Disposition (Hung Juries and Mistrials)

NG = Not Guilty - (Includes Dismissals at Trial
and Nolle Prosequi at Trial)
NN = Non-Narcotic
NP = Nolle Prosequi
RSP = Receiving Stolen Property

Source: Superior Court Case Scheduling Office

SUPERIOR COURT

FISCAL YEAR 1985
CRIMINAL CASES
DISPOSITIONS BY OFFENSE TYPE

SUSSEX COUNTY

<u>Offense</u>	<u>Trial</u> <u>G-NG-NFD</u>	<u>Guilty</u> <u>Plea</u>	<u>NP</u>	<u>Dismissal</u>	<u>ADRR</u>	<u>Remand/</u> <u>Transfer</u>	<u>Diversion</u>	<u>TOTALS</u>
<u>Crimes of Violence</u>								
Murder 1st	3- 0-1	1	0	0	0	0	0	5
Murder 2nd	0- 0-0	1	0	0	0	0	0	1
Manslaughter	0- 0-0	0	0	0	0	0	0	0
Attempted Murder 1st	0- 0-0	4	0	0	0	0	0	4
Assault 1st	0- 0-0	11	0	0	0	0	0	11
Assault 2nd	1- 0-0	16	8	1	0	0	0	26
Reckless Endangering 1st/2nd	0- 1-0	7	1	0	0	0	0	9
Rape 1st	2- 1-0	9	2	0	0	3	0	17
Rape 2nd	0- 0-0	2	0	0	0	0	0	2
Sodomy 1st/2nd	0- 0-0	0	0	0	0	0	0	0
Kidnapping 1st/2nd	1- 0-0	2	0	0	0	0	0	3
Robbery 1st	0- 1-0	8	1	0	0	0	0	10
Robbery 2nd	1- 0-0	7	1	0	0	0	0	9
<u>Drug Offenses</u>								
Delivery	1- 0-0	12	0	0	0	0	0	13
Possession w/Intent to Deliver	0- 0-0	11	2	0	0	0	0	13
Possession NN Schedule I	0- 0-0	7	1	0	0	0	0	8
Other Drug Offenses	0- 0-0	4	2	0	0	0	0	6
<u>Other Indicted Offenses</u>								
Burglary 1st/2nd/3rd	4- 5-0	39	15	1	0	0	0	64
Theft/Shoplifting/RSP/Forgery	7- 0-0	94	16	0	0	0	0	117
Weapons Offenses	2- 0-3	2	3	0	0	0	0	10
Other Indicted Offenses	4- 3-0	34	16	0	0	0	0	57
<u>Appeals and Transfers</u>								
DUI/CUI	0- 0-0	1	0	0	1	0	2	4
Other Traffic Offenses	0- 0-0	3	2	1	3	0	0	9
Non-Traffic Offenses	0- 1-0	1	1	0	0	0	0	3
TOTALS	26-12-4	276	71	3	4	3	2	401

ADRR = Appeal Dismissed, Record Remanded
 DUI/CUI = Driving Under the Influence/Control Under
 the Influence
 G = Guilty
 NFD = No Final Disposition (Hung Juries and Mistrials)

NG = Not Guilty (Includes Dismissals at Trial
 and Nolle Prosequis at Trial)
 NN = Non-Narcotic
 NP = Nolle Prosequi
 RSP = Receiving Stolen Property

FISCAL YEAR 1985
CRIMINAL CASES
DISPOSITIONS BY OFFENSE TYPE

STATE

Offense	Number of Defendants Disposed of By:							TOTALS
	Trial G-NG-NFD	Guilty Plea	NP	Dismissal	ADRR	Remand/ Transfer	Diversion/ Consolidation	
<u>Crimes of Violence</u>								
Murder 1st	9- 1- 2	4	1	0	0	0	0	17
Murder 2nd	1- 0- 0	3	0	0	0	0	0	4
Manslaughter	3- 0- 0	2	0	0	0	0	0	5
Attempted Murder 1st	4- 3- 0	15	3	0	0	0	0	25
Assault 1st	10- 3- 0	45	20	1	0	0	0	79
Assault 2nd	22- 4- 2	95	35	1	0	0	0	159
Reckless Endangering 1st/2nd	3- 1- 0	31	8	0	0	0	1	44
Rape 1st	8- 2- 1	32	4	0	1	3	0	51
Rape 2nd	3- 1- 1	29	6	0	0	0	0	40
Sodomy 1st/2nd	1- 0- 0	6	1	0	0	0	0	8
Kidnapping 1st/2nd	7- 0- 0	22	3	0	0	0	0	32
Robbery 1st	12- 2- 4	62	20	0	0	0	0	100
Robbery 2nd	3- 1- 0	22	10	0	0	0	0	36
<u>Drug Offenses</u>								
Delivery	8- 2- 1	138	46	0	0	0	0	195
Possession w/Intent to Deliver	14- 1- 8	159	28	1	0	0	0	211
Possession NN Schedule I	2- 0- 0	23	11	0	0	0	0	36
Other Drug Offenses	3- 0- 0	140	47	1	0	0	0	191
<u>Other Indicted Offenses</u>								
Burglary 1st/2nd/3rd	26- 9- 2	421	91	3	0	0	0	552
Theft/Shoplifting/RSP/Forgery	30-12- 7	759	207	2	2	0	0	1,019
Weapons Offenses	8- 9- 5	232	65	4	0	0	0	323
Other Indicted Offenses	20- 7- 2	299	94	1	0	0	0	423
<u>Appeals and Transfers</u>								
DUI/CUI	36-13-14	189	10	3	31	1	2	299
Other Traffic Offenses	6- 2- 1	47	30	3	7	2	0	98
Non-Traffic Offenses	8- 4- 2	67	105	1	6	2	0	195
TOTALS	247-77-52	2,842	845	21	47	8	3	4,142

ADRR = Appeal Dismissed, Record Remanded
 DUI/CUI = Driving Under the Influence/Control Under
 the Influence
 G = Guilty
 NFD = No Final Disposition (Hung Juries and Mistrials)

NG = Not Guilty (includes Dismissals at Trial and
 Nolle Prosequis at Trial)
 NN = Non-Narcotic
 NP = Nolle Prosequi
 RSP = Receiving Stolen Property

Source: Superior Court Case Scheduling Office

SUPERIOR COURT

FISCAL YEAR 1985

CRIMINAL CASES

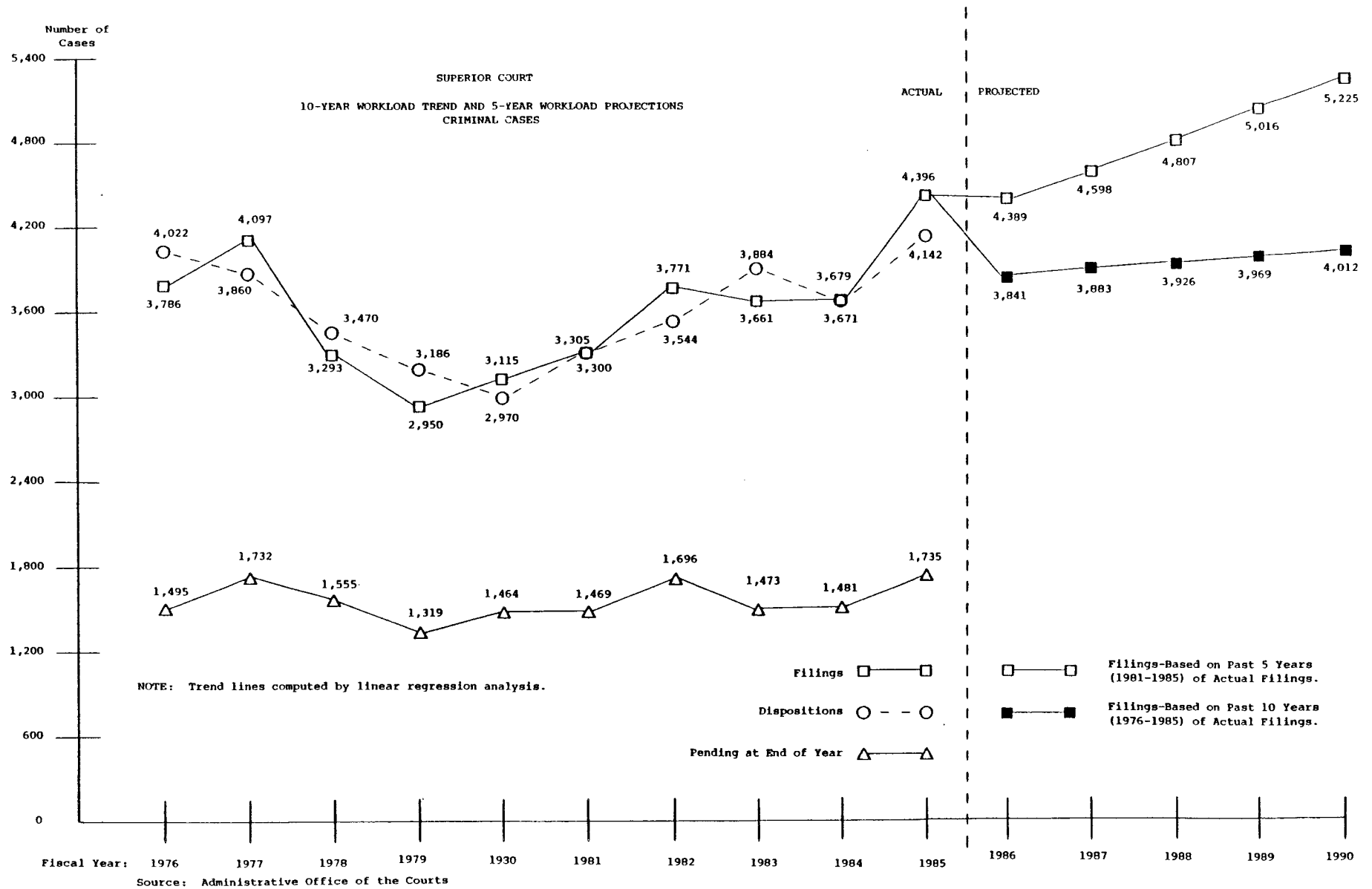
CRIMINAL TRIALS

	<u>Number of Jury Trials</u>		<u>Number of Non-Jury Trials</u>		<u>Total Number of Trials</u>		<u>Days In Trial</u>	<u>Average Length Per Trial</u>
New Castle	270	94.2%	17	5.9%	287	100.0%	579.5	2.02 days
Kent	25	100.0%	0	0.0%	25	100.0%	74.0	2.96
Sussex	<u>21</u>	<u>56.8%</u>	<u>16</u>	<u>43.2%</u>	<u>37</u>	<u>100.0%</u>	<u>55.5</u>	<u>1.50</u>
State	316	90.5%	33	9.5%	349	100.0%	709.0	2.03 days

CRIMINAL TRIAL CALENDAR ACTIVITY

	<u>Total Number Of Defendants Scheduled</u>	<u>Number of Defendants Rescheduled</u>	<u>Percentage of Defendants Rescheduled</u>	<u>Rescheduled At Defense Request</u>	<u>Rescheduled At Prosecution Request</u>	<u>Rescheduled At Mutual Request</u>	<u>Rescheduled At Court Request</u>
New Castle	3,450	1,430	41.4%	655 45.8%	463 32.4%	208 14.6%	104 7.3%
Kent	421	187	44.4%	70 37.4%	38 20.3%	44 23.5%	35 18.7%
Sussex	<u>524</u>	<u>246</u>	<u>47.0%</u>	<u>132 53.6%</u>	<u>58 23.6%</u>	<u>31 12.6%</u>	<u>25 10.2%</u>
State	4,395	1,863	42.4%	857 46.0%	559 30.0%	283 15.2%	164 8.8%

Source: Superior Court Case Scheduling Office



SUPERIOR COURT
FISCAL YEAR 1985
CRIMINAL CASES
PERFORMANCE SUMMARY

	<u>Total Number of Defendants Disposed of</u>	<u>Average Time from Arrest to Disposition*</u>	<u>Median Time from Arrest to Disposition**</u>	<u>Average Time from Indictment/Information to Disposition*#</u>	<u>Median Time from Indictment/Information to Disposition**#</u>
New Castle	3,218	111.6 days	95.7 days	86.4 days	68.9 days
Kent	523	87.1 days	64.5 days	52.4 days	22.5 days
Sussex	<u>401</u>	<u>104.5 days</u>	<u>95.5 days</u>	<u>66.3 days</u>	<u>54.4 days</u>
State	4,142	107.9 days	91.8 days	80.2 days	61.6 days

COMPLIANCE WITH 120-DAY SPEEDY TRIAL MANDATE

	<u>Number of Defendants Disposed of Within 120 Days of Arrest</u>		<u>Number of Defendants Disposed of 121 Days or More After Arrest</u>		<u>Total Number of Defendants Disposed of</u>
New Castle	2,089 64.9%		1,129 31.5%		3,218 100.0%
Kent	420 80.3%		103 19.7%		523 100.0%
Sussex	<u>278 69.3%</u>		<u>123 30.7%</u>		<u>401 100.0%</u>
State	2,787 67.3%		1,355 32.7%		4,142 100.0%

*Calculated using grouped means method.

**Calculated using grouped medians method.

#Includes only defendants brought to Superior Court by indictment or information.

Source: Superior Court Case Scheduling Office

SUPERIOR COURT

FISCAL YEAR 1985
CRIMINAL CASES
PERFORMANCE
EXPLANATORY NOTES

1. The Speedy Trial Directive of Chief Justice Daniel L. Herrmann states that all criminal defendants brought before Superior Court should be tried within 120 days of arrest.
2. The charts measure the average and median time intervals between arrest and disposition, and the average and median time intervals between indictment/information and disposition. Subtracting the figures for indictment/information to disposition from the figures for arrest to disposition might not determine preindictment/information time intervals accurately; however, as there may be a different number of cases being counted in the different categories (i.e. unindicted nolle prosequis).
3. In measuring the elapsed time of defendants for the purposes of computing compliance with speedy trial directives or average elapsed time, Superior Court excludes the following time intervals:
 - a. For all capiases, the time between the date the capias is issued and the date the capias is executed.
 - b. For all Rule 9 Summonses and Rule 9 Warrants, the time between arrest and indictment/information, if any.
 - c. For all nolle prosequis, all time between the scheduled trial date and the actual filing date of the nolle prosequi.

SUPERIOR COURT

FISCAL YEAR 1985
PRESENTENCE OFFICE
WORKLOAD SUMMARY

	<u>Pending*</u> <u>6/30/84</u>	<u>Investigations</u> <u>Ordered</u>	<u>Investigations**</u> <u>Completed</u>	<u>Pending*</u> <u>6/30/85</u>	<u>Change In</u> <u>Pending</u>	<u>% Change</u> <u>In Pending</u>
New Castle	416	1,510	1,559	367	- 49	- 11.8%
Kent***	111	308	363	56	- 55	- 49.6%
Sussex***	<u>43</u>	<u>220</u>	<u>224</u>	<u>39</u>	<u>- 4</u>	<u>- 9.3%</u>
State	570	2,038	2,146	462	-108	- 18.9%

COMPARISON - FISCAL YEARS 1984-1985
PRESENTENCE OFFICE
WORKLOAD

INVESTIGATIONS ORDERED

	<u>1984</u>	<u>1985</u>	<u>Change</u>	<u>% Change</u>
New Castle	1,531	1,510	- 21	- 1.4%
Kent***	294	308	+ 14	+ 4.8%
Sussex***	<u>201</u>	<u>220</u>	<u>+ 19</u>	<u>+ 9.5%</u>
State	2,026	2,038	+ 12	+ 0.6%

INVESTIGATIONS COMPLETED**

	<u>1984</u>	<u>1985</u>	<u>Change</u>	<u>% Change</u>
New Castle	1,415	1,559	+ 144	+10.2%
Kent***	220	363	+ 143	+65.0%
Sussex***	<u>181</u>	<u>224</u>	<u>+ 43</u>	<u>+23.8%</u>
State	1,816	2,146	+ 330	+18.2%

*A pending investigation is one which has been ordered but has not yet been been written and typed or otherwise closed (i.e. deceased defendant, motion for new trial granted, etc.).

**An investigation is completed when it has been both written and typed or has been otherwise closed (i.e. deceased defendant, motion for new trial granted, etc.).

***The Kent County and Sussex County Presentence Offices do investigations for both Superior Court and Court of Common Pleas. These figures reflect only Superior Court investigations, with Court of Common Pleas investigations shown on the Court of Common Pleas Presentence Office Workload Summary.

Source: Superior Court Presentence Offices: New Castle, Kent and Sussex Counties.

FISCAL YEAR 1985
PRESENTENCE OFFICE

PERFORMANCE SUMMARY

	Number of Defendants Sentenced After Presentence Investigations	Average Time From Date Ordered to Date Written	Average Time From Date Written to Date Typed	Average Time From Date Ordered to Date Typed	Average Time From Date Typed to Date Sentenced	Average Time From Date Ordered to Date Sentenced*
New Castle	1,393	72.1 days	9.3 days	81.4 days	71.5 days	152.9 days
Kent	349	104.0	4.0	108.0	31.8	139.9
Sussex	<u>227</u>	<u>65.8</u>	<u>3.8</u>	<u>69.6</u>	<u>37.4</u>	<u>107.0</u>
State	1,969	77.1 days	7.7 days	84.8 days	60.5 days	145.3 days

COMPLIANCE WITH 30-DAY STANDARD**

	Number of Investigations Completed Within 30 Days of Verdict	Number of Investigations Completed 31 Days or More After Verdict	Total Number of Investigations Completed
New Castle	84 5.4%	1,475 94.6%	1,559 100.0%
Kent	70 19.3%	293 80.7%	363 100.0%
Sussex	<u>8 3.6%</u>	<u>216 96.4%</u>	<u>224 100.0%</u>
State	162 7.5%	1,984 92.5%	2,146 100.0%

*These figures are gross elapsed time from the date the presentence investigation was ordered to the defendant's sentencing date. If all the time the sentencings were delayed due to capiases, continuances, and motions was subtracted from these figures, the net average elapsed times for presentence investigations from the date ordered to the date sentenced would be as follows:

New Castle 139.1 days
Kent 131.7 days
Sussex Not Available
State Not Available

**The Speedy Trial Directive of Chief Justice Daniel L. Herrmann includes a standard that the time from the Court's verdict to the completion of the presentence investigation should not exceed 30 days. A presentence investigation is considered to be completed once it has been written and typed.

Source: New Castle County, Kent County, and Sussex County Presentence Offices;
Administrative Office of the Courts

SUPERIOR COURT

PAGE
=73=COMPARISON - FISCAL YEARS 1984-1985
PRESENTENCE OFFICE
PERFORMANCE

<u>NEW CASTLE COUNTY</u>	<u>1984</u>	<u>1985</u>	<u>Change</u>	<u>% Change</u>
# of Defendants Sentenced After Presentence Investigations	1,318	1,393	+ 75	+ 5.7%
Average Time From Date Ordered to Date Written	59.1 days	72.1 days	+ 13.0 days	+ 22.0%
Average Time From Date Written to Date Typed	7.8 days	9.3 days	+ 1.5 days	+ 19.3%
Average Time From Date Ordered to Date Typed	66.9 days	81.4 days	+ 14.5 days	+ 21.7%
Average Time From Date Typed to Date Sentenced	49.8 days	71.5 days	+ 21.7 days	+ 43.6%
Average Time From Date Ordered to Date Sentenced	116.7 days	152.9 days	+ 36.2 days	+ 31.0%
<u>KENT COUNTY*</u>	<u>1984</u>	<u>1985</u>	<u>Change</u>	<u>% Change</u>
# of Defendants Sentenced After Presentence Investigations	228	349	+121	+ 53.1%
Average Time From Date Ordered to Date Written	52.3 days	104.0 days	+ 51.7 days	+ 98.9%
Average Time From Date Written to Date Typed	2.1 days	4.0 days	+ 1.9 days	+ 90.5%
Average Time From Date Ordered to Date Typed	54.4 days	108.0 days	+ 53.6 days	+ 98.5%
Average Time From Date Typed to Date Sentenced	24.6 days	31.8 days	+ 7.2 days	+ 29.3%
Average Time From Date Ordered to Date Sentenced	79.0 days	139.9 days	+ 60.8 days	+ 77.0%
<u>SUSSEX COUNTY*</u>	<u>1984</u>	<u>1985</u>	<u>Change</u>	<u>% Change</u>
# of Defendants Sentenced After Presentence Investigations	194	227	+ 33	+ 17.0%
Average Time From Date Ordered to Date Written	47.1 days	65.8 days	+ 18.7 days	+ 39.7%
Average Time From Date Written to Date Typed	6.3 days	3.8 days	- 2.5 days	- 39.7%
Average Time From Date Ordered to Date Typed	53.4 days	69.6 days	+ 16.2 days	+ 30.3%
Average Time From Date Typed to Date Sentenced	42.4 days	37.4 days	- 5.0 days	- 11.8%
Average Time From Date Ordered to Date Sentenced	95.8 days	107.0 days	+ 11.2 days	+ 11.7%
<u>STATE</u>	<u>1984</u>	<u>1985</u>	<u>Change</u>	<u>% Change</u>
# of Defendants Sentenced After Presentence Investigations	1,740	1,969	+229	+ 13.2%
Average Time From Date Ordered to Date Written	56.8 days	77.1 days	+ 20.3 days	+ 35.7%
Average Time From Date Written to Date Typed	6.9 days	7.7 days	+ 0.8 days	+ 11.6%
Average Time From Date Ordered to Date Typed	63.7 days	84.8 days	+ 21.1 days	+ 33.1%
Average Time From Date Typed to Date Sentenced	45.7 days	60.5 days	+ 14.8 days	+ 32.4%
Average Time From Date Ordered to Date Sentenced	109.4 days	145.3 days	+ 35.9 days	+ 32.8%

*Kent County and Sussex County Presentence Offices also do investigations for the Court of Common Pleas. These figures are for Superior Court only.

Source: New Castle County, Kent County, and Sussex County Presentence Offices;
Administrative Office of the Courts

SUPERIOR COURT
FISCAL YEAR 1985
PRESENTENCE OFFICE
PRODUCTIVITY

	<u>INVESTIGATIONS</u>			<u>TYPING</u>		
	<u>Number of Investigations Written</u>	<u>Number of Investigators Available</u>	<u>Average Number Written Per Investigator</u>	<u>Number of Investigations Typed</u>	<u>Number of Typists Available</u>	<u>Average Number Typed Per Typist</u>
New Castle	1,574	7.95	16.5/Month, 198.0/Year	1,559	2.89	45.0/Month, 539.4/Year
Kent	336	2.96	10.3/Month, 123.6/Year*	363	1.40	21.6/Month, 259.3/Year**
Sussex	<u>221</u>	<u>2.79</u>	<u>6.6/Month, 79.2/Year#</u>	<u>224</u>	<u>1.33</u>	<u>14.0/Month, 168.4/Year##</u>
State	2,161	13.70	13.1/Month, 157.7/Year	2,146	5.62	31.8/Month, 381.9/Year

*Kent County Presentence Officers write reports for both Superior Court and the Court of Common Pleas.

These figures are for Superior Court only. If the 54 written for the Court of Common Pleas during FY 1985 were included, the average written per investigator would be 11.8 reports per month and 141.9 reports per year.

**These figures are for Superior Court only. If the 55 reports typed for the Court of Common Pleas were included, the typing productivity would become 24.9 reports typed per month and 298.6 reports per year.

#Sussex County Presentence Officers write reports for both Superior Court and the Court of Common Pleas.

These figures are for Superior Court only. If the 19 reports written for the Court of Common Pleas during FY 1985 were included, the figures would be 7.2 reports per month and 86.0 reports per year.

##These figures are for Superior Court only. If the 19 reports typed for the Court of Common Pleas were included, the typing productivity would become 15.2 reports typed per month and 182.7 reports typed per year.

Source: Administrative Office of the Courts

SUPERIOR COURT

PAGE
=75=COMPARISON - FISCAL YEARS 1984-1985
PRESENTENCE OFFICE
PRODUCTIVITY

<u>NEW CASTLE COUNTY</u>	<u>1984</u>	<u>1985</u>	<u>Change</u>	<u>% Change</u>
# of Investigations Written	1,444	1,574	+130	+ 9.0%
Average # Written Per Investigator Per Month	15.1	16.5	+ 1.4	+ 9.3%
Average # Written Per Investigator Per Year	180.7	198.0	+ 17.3	+ 9.6%
# of Investigations Typed	1,415	1,559	+144	+10.2%
Average # Typed Per Typist Per Month	52.0	45.0	- 7.0	-13.5%
Average # Typed Per Typist Per Year	623.3	539.4	- 83.9	-13.5%
<u>KENT COUNTY**</u>	<u>1984</u>	<u>1985</u>	<u>Change</u>	<u>% Change</u>
# of Investigations Written	221	366	+145	+ 65.6%
Average # Written Per Investigator Per Month	6.6	10.3	+ 3.7	+ 56.1%
Average # Written Per Investigator Per Year	78.6	123.6	+ 45.0	+ 57.3%
# of Investigations Typed	220	363	+143	+ 65.0%
Average # Typed Per Typist Per Month	9.2	21.6	+ 12.4	+134.8%
Average # Typed Per Typist Per Year	110.0	259.3	+149.3	+135.7%
<u>SUSSEX COUNTY**</u>	<u>1984</u>	<u>1985</u>	<u>Change</u>	<u>% Change</u>
# of Investigations Written	158	221	+ 63	+39.9%
Average # Written Per Investigator Per Month	4.9	6.6	+ 1.7	+34.7%
Average # Written Per Investigator Per Year	59.2	79.2	+ 20.0	+33.8%
# of Investigations Typed	181	224	+ 43	+23.8%
Average # Typed Per Typist Per Month	13.5	14.0	+ 0.5	+ 3.7%
Average # Typed Per Typist Per Year	161.6	168.4	+ 6.8	+ 4.2%
<u>STATE**</u>	<u>1984</u>	<u>1985</u>	<u>Change</u>	<u>% Change</u>
# of Investigations Written	1,823	2,161	+338	+18.5%
Average # Written Per Investigator Per Month	11.3	13.1	+ 1.8	+15.9%
Average # Written Per Investigator Per Year	135.3	157.7	+ 22.4	+16.6%
# of Investigations Typed	1,816	2,146	+330	+18.2%
Average # Typed Per Typist Per Month	28.1	31.8	+ 3.7	+13.2%
Average # Typed Per Typist Per Year	336.9	381.9	+ 45.0	+13.4%

**Figures are for Superior Court only. Court of Common Pleas presentence activity, which is also done by the Kent and Sussex Presentence Offices, is excluded.

Source: Administrative Office of the Courts

SUPERIOR COURT

FISCAL YEAR 1985
CIVIL CASES
WORKLOAD SUMMARY

	<u>Pending 6/30/84</u>	<u>Filings</u>	<u>Dispositions</u>	<u>Pending 6/30/85</u>	<u>Change In Pending</u>	<u>% Change In Pending</u>
New Castle	3,190	2,888	2,603	3,475	+285	+ 8.9%
Kent	1,473	439	298	1,614	+141	+ 9.6%
Sussex	<u>586</u>	<u>418</u>	<u>312</u>	<u>692</u>	<u>+106</u>	<u>+18.1%</u>
State	5,249	3,745	3,213	5,781	+532	+10.1%

COMPARISON - FISCAL YEARS 1984-1985
CIVIL CASES
WORKLOAD

FILINGS

	<u>1984</u>	<u>1985</u>	<u>Change</u>	<u>% Change</u>
New Castle	3,027	2,888	-139	- 4.6%
Kent	432	439	+ 7	+ 1.6%
Sussex	<u>366</u>	<u>418</u>	<u>+ 52</u>	<u>+14.2%</u>
State	3,825	3,745	- 80	- 2.1%

DISPOSITIONS

	<u>1984</u>	<u>1985</u>	<u>Change</u>	<u>% Change</u>
New Castle	2,809	2,603	-206	- 7.3%
Kent	331	298	- 33	-10.0%
Sussex	<u>346</u>	<u>312</u>	<u>- 34</u>	<u>- 9.8%</u>
State	3,486	3,213	-276	- 7.9%

Source: New Castle County, Kent County, and Sussex County Prothonotaries

SUPERIOR COURT

FISCAL YEAR 1985

CIVIL CASES

EXPLANATORY NOTES

1. Complaints are suits for damages. During FY 1985, the Complaints category included Complaints for Damages, Condemnations, Ejections, Appeals from Justice of the Peace Court, Appeals from Arbitration Panel, Declaratory Judgments, Foreign Judgments, Replevins, Foreign Attachments, Domestic Attachments, Interpleaders, Amicable Actions, Debt Actions, Breach of Contract, Transfers and Removals from the Court of Chancery, and Transfers and Removals from the Court of Common Pleas.
2. Mechanic's Liens and Mortgages are property suits.
3. Involuntary Commitments are proceedings held to determine whether individuals shall be involuntarily committed as mentally ill. Because Delaware State Hospital, the state's facility for mentally ill patients, is located in New Castle County, all Involuntary Commitment hearings are held in New Castle County.
4. Appeals are appeals on the record. This category includes Appeals from Administrative Agencies, Appeals from Family Court, Appeals from the Court of Common Pleas, and Certioraris.
5. Miscellaneous includes all other cases. During FY 1985 this category consisted of Complaints Requesting Order, Habeus Corpus, Mandamus, Writs of Prohibition, Petitions for Destruction of Indicia of Arrest, Petitions to Compel Satisfaction of Judgment, Petitions to Extend Judgment, Petitions for Bail Forfeitures, Petitions to Satisfy Mortgage, Petitions to Set Aside Mortgage, Petitions for Writ of Quo Warranto, Petitions for Issuance of Subpoena, Petitions for Appointment of Attorney, Out of State Depositions, Petitions to Sell Real Estate for Property Taxes, Petitions to Strike a Satisfied Mortgage, Petitions for Return of Property, Petitions to Vacate Public Road, Tax Ditches, Protective Orders, Road Resolutions, Writs of Trover, Appeals from the Division of Motor Vehicles, Certificates of Election and Motions for Habitual Offenders. Also included in this category are Terminations and Adoptions which had been filed in Superior Court before jurisdiction for such cases had been transferred to Family Court on 9/11/80, the last being disposed of in July, 1984 in New Castle County.

FISCAL YEAR 1985
CIVIL CASES
WORKLOAD BREAKDOWNSFILINGS

	<u>Complaints</u>	Mechanic's Liens and <u>Mortgages</u>	<u>Appeals</u>	Involuntary <u>Commitments</u>	<u>Miscellaneous</u>	<u>TOTALS</u>
New Castle	1,536 53.2%	389 13.5%	262 9.1%	374 13.0%	327 11.3%	2,888 100.0%
Kent	261 59.5%	73 16.6%	35 8.0%	0 0.0%	70 15.9%	439 100.0%
Sussex	195 46.7%	110 26.3%	66 15.8%	0 0.0%	47 11.2%	418 100.0%
State	1,992 53.2%	572 15.3%	363 9.7%	374 10.0%	444 11.8%	3,745 100.0%

DISPOSITIONS*

	<u>Complaints</u>	Mechanic's Liens and <u>Mortgages</u>	<u>Appeals</u>	Involuntary <u>Commitments</u>	<u>Miscellaneous</u>	<u>TOTALS</u>
New Castle	1,295 49.8%	331 12.7%	204 7.8%	427 16.4%	346 13.3%	2,603 100.0%
Kent	193 64.8%	55 18.5%	13 4.4%	0 0.0%	37 12.4%	298 100.0%
Sussex	134 42.9%	90 28.8%	56 17.9%	0 0.0%	32 10.3%	312 100.0%
State	1,622 50.5%	476 14.8%	273 8.5%	427 13.3%	415 12.9%	3,213 100.0%

PENDING AT END OF YEAR

	<u>Complaints</u>	Mechanic's Liens and <u>Mortgages</u>	<u>Appeals</u>	Involuntary <u>Commitments</u>	<u>Miscellaneous</u>	<u>TOTALS</u>
New Castle	2,728 78.5%	256 7.4%	283 8.1%	83 2.4%	125 3.6%	3,475 100.0%
Kent	1,028 63.7%	201 12.5%	153 9.5%	0 0.0%	232 14.4%	1,614 100.0%
Sussex	445 64.3%	107 15.5%	64 9.2%	0 0.0%	76 11.0%	692 100.0%
State	4,201 72.7%	564 9.8%	500 8.6%	83 1.4%	433 7.5%	5,781 100.0%

CHANGE IN PENDING*

	<u>Complaints</u>	Mechanic's Liens and <u>Mortgages</u>	<u>Appeals</u>	Involuntary <u>Commitments</u>	<u>Miscellaneous</u>	<u>TOTALS</u>
New Castle	+241	+58	+58	-53	-19	+285
Kent	+ 68	+18	+22	0	+33	+141
Sussex	+ 61	+20	+10	0	+15	+106
State	+370	+96	+90	-53	+29	+532

*Terminations and Adoptions which remained in Superior Court jurisdiction included with Miscellaneous.
Only a single Termination filed in New Castle County was disposed of in FY 1985.

Source: New Castle County, Kent County, and Sussex County Prothonotaries Offices

SUPERIOR COURT
FISCAL YEAR 1985
CIVIL CASES
TYPES OF DISPOSITIONS
COMPLAINTS DISPOSITIONS

	<u>Trial Dispositions</u>		<u>Non-Trial Dispositions</u>							<u>TOTALS</u>	
	<u>Judgment for Plaintiff</u>	<u>Judgment for Defendant</u>	<u>Default Judgment for Plaintiff</u>	<u>Other Judgment for Plaintiff</u>	<u>Judgment for Defendant</u>	<u>Voluntary Dismissal</u>	<u>Court Dismissal</u>	<u>Other</u>			
New Castle	48 3.7%	19 1.5%	81 6.3%	65 5.0%	18 1.4%	896 69.2%	159 12.3%	9 0.7%	1,295	100.0%	
Kent	3 1.6%	2 1.0%	11 5.7%	7 3.6%	0 0.0%	168 87.0%	2 1.0%	0 0.0%	193	100.0%	
Sussex	1 0.7%	1 0.7%	24 17.9%	6 4.5%	2 1.5%	83 61.9%	17 12.7%	0 0.0%	134	100.0%	
State	52 3.2%	22 1.4%	116 7.2%	78 4.8%	20 1.2%	1,147 70.7%	178 11.0%	9 0.6%	1,622	100.0%	

MECHANIC'S LIENS AND MORTGAGES DISPOSITIONS

	<u>Trial Dispositions</u>		<u>Non-Trial Dispositions</u>					<u>TOTALS</u>	
	<u>Judgment for Plaintiff</u>	<u>Judgment for Defendant</u>	<u>Default Judgment for Plaintiff</u>	<u>Other Judgment for Plaintiff</u>	<u>Judgment for Defendant</u>	<u>Voluntary Dismissal</u>	<u>Court Dismissal</u>		
New Castle	1 0.3%	1 0.3%	176 53.2%	11 3.3%	1 0.3%	122 36.9%	19 5.7%	331	100.0%
Kent	0 0.0%	1 1.8%	37 67.3%	4 7.3%	0 0.0%	13 23.6%	0 0.0%	55	100.0%
Sussex	0 0.0%	0 0.0%	58 64.4%	4 4.4%	0 0.0%	22 24.4%	6 6.7%	90	100.0%
State	1 0.2%	2 0.4%	271 56.9%	19 4.0%	1 0.2%	157 33.0%	25 5.3%	476	100.0%

SUPERIOR COURT
FISCAL YEAR 1985
CIVIL CASES
TYPES OF DISPOSITIONS

INVOLUNTARY COMMITMENTS DISPOSITIONS

	<u>Dismissed- Voluntary Commitment</u>	<u>Dismissed- No Probable Cause</u>	<u>Dismissed- Complaint Filed In Wrong Court</u>	<u>Dismissed- Released By Hospital</u>	<u>Dismissed- Defendant Deceased</u>	<u>TOTAL</u>
New Castle	329 77.0%	15 3.5%	1 0.2%	81 19.0%	1 0.2%	427 100.0%

APPEALS DISPOSITIONS

	<u>Affirmed</u>	<u>Reversed</u>	<u>Affirmed Part/ Reversed Part</u>	<u>Voluntarily Dismissed</u>	<u>Dismissed By Court</u>	<u>Remanded</u>	<u>TOTALS</u>
New Castle	64 31.4%	16 7.8%	1 0.5%	43 21.1%	41 20.1%	39 19.1%	204 100.0%
Kent	4 30.8%	0 0.0%	0 0.0%	6 46.2%	2 15.4%	1 7.7%	13 100.0%
Sussex	<u>22 39.3%</u>	<u>15 26.8%</u>	<u>0 0.0%</u>	<u>16 28.6%</u>	<u>1 1.8%</u>	<u>2 3.6%</u>	<u>56 100.0%</u>
State	90 33.0%	31 11.4%	1 0.4%	65 23.8%	44 16.1%	42 15.4%	273 100.0%

MISCELLANEOUS DISPOSITIONS*

	<u>Signed/Granted</u>	<u>Denied/Dismissed</u>	<u>Disposition Simultaneous With Filing</u>	<u>TOTALS</u>
New Castle	248 71.7%	48 13.9%	50 14.4%	346 100.0%
Kent	25 67.6%	12 32.4%	0 0.0%	37 100.0%
Sussex	<u>23 71.9%</u>	<u>9 28.1%</u>	<u>0 0.0%</u>	<u>32 100.0%</u>
State	296 71.3%	69 16.6%	50 12.1%	415 100.0%

*Includes 1 Termination granted in New Castle County.

Source: New Castle County, Kent County, and Sussex County Prothonotaries' Offices

SUPERIOR COURT

FISCAL YEAR 1985
CIVIL CASES

CIVIL TRIALS

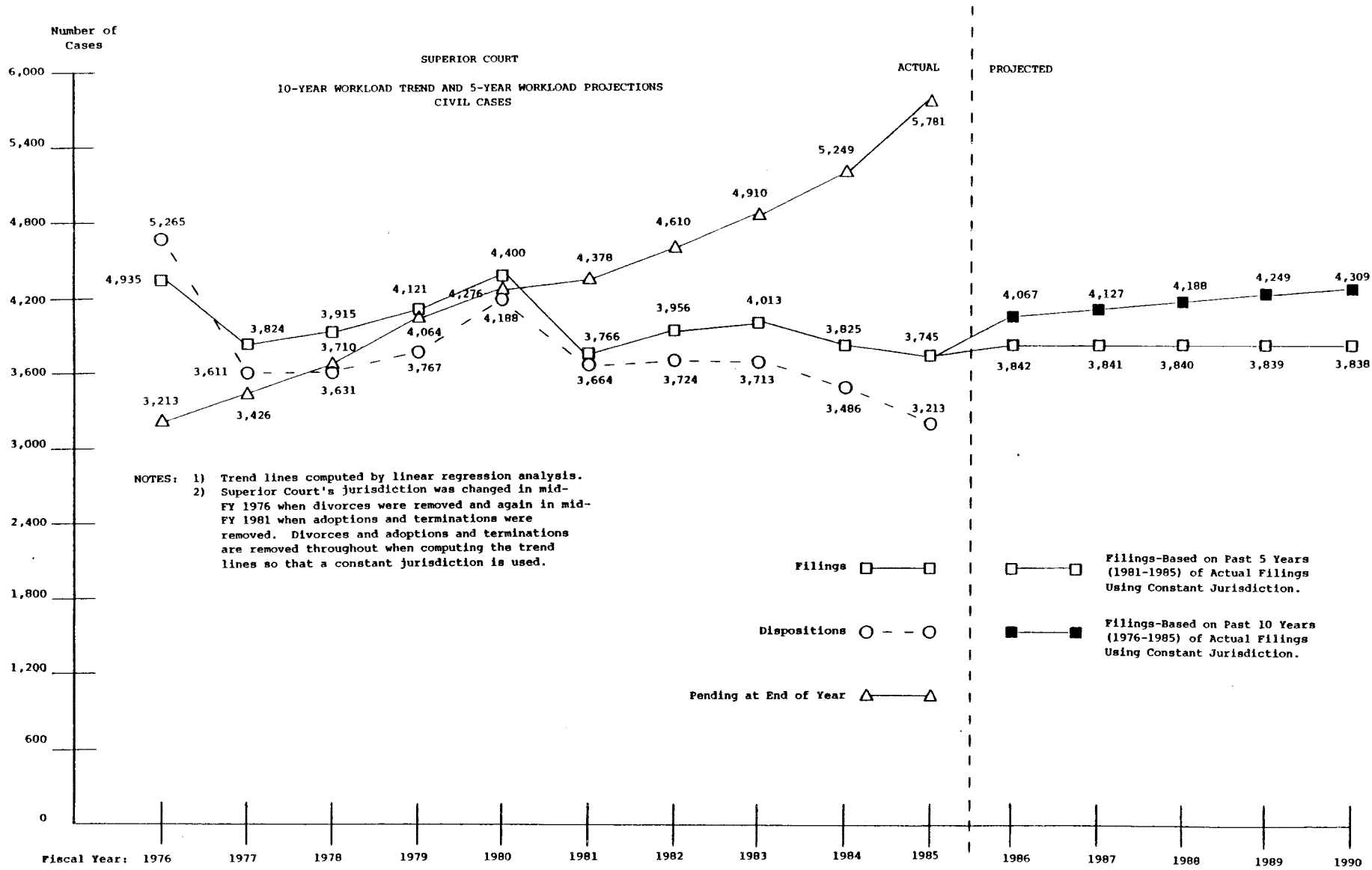
	<u>No. of Jury Trials</u>	<u>No. of Non-Jury Trials</u>	<u>Total No. of Trials</u>
New Castle	60 75.9%	19 24.1%	79 100.0%
Kent	7 77.8%	2 22.2%	9 100.0%
Sussex	<u>6 27.3%</u>	<u>16 72.7%</u>	<u>22 100.0%</u>
State	73 66.4%	37 33.6%	110 100.0%

CIVIL CALENDAR ACTIVITY

	<u>Cases Tried</u>	<u>Cases Settled or Dismissed</u>	<u>Cases Continued for Settlement</u>	<u>Cases Continued Due to Lack of Judge</u>	<u>Cases Continued at Request of Attorney</u>	<u>Total Cases Scheduled</u>
New Castle	79 15.9%	210 42.3%	1 0.2%	10 2.0%	197 39.6%	497 100.0%
Kent	9 11.3%	40 50.0%	3 3.8%	0 0.0%	28 35.0%	80 100.0%
Sussex	<u>22 25.3%</u>	<u>15 17.2%</u>	<u>3 3.4%</u>	<u>21 24.1%</u>	<u>26 29.9%</u>	<u>87 100.0%</u>
State	110 16.6%	265 39.9%	7 1.0%	31 4.7%	251 37.8%	664 100.0%

No. = Number

Source: New Castle County, Kent County, and Sussex County Prothonotaries' Offices



SUPERIOR COURT
FISCAL YEAR 1985
CIVIL CASES
PERFORMANCE SUMMARY

	<u>Complaints</u>		<u>Mechanic's Liens and Mortgages</u>	
	<u>Number of Dispositions</u>	<u>Average Time from Filing to Disposition</u>	<u>Number of Dispositions</u>	<u>Average Time from Filing to Disposition</u>
New Castle	1,295	602.0 days	331	172.0 days
Kent	193	458.2 days	55	205.7 days
Sussex	<u>134</u>	<u>488.4 days</u>	<u>90</u>	<u>168.2 days</u>
State	1,622	575.5 days	476	175.2 days

	<u>Appeals</u>		<u>Involuntary Commitments</u>		<u>Miscellaneous*</u>	
	<u>Number of Dispositions</u>	<u>Average Time from Filing to Disposition</u>	<u>Number of Dispositions</u>	<u>Average Time from Filing to Disposition</u>	<u>Number of Dispositions</u>	<u>Average Time from Filing to Disposition</u>
New Castle	204	284.0 days	427	49.6 days	346	78.3 days
Kent	13	311.2 days	0	-	37	67.8 days
Sussex	<u>56</u>	<u>249.2 days</u>	<u>0</u>	<u>-</u>	<u>32</u>	<u>64.2 days</u>
State	273	278.1 days	427	49.6 days	415	76.2 days

*Includes 1 termination of parental rights in New Castle County of 1,899 days. If this disposition was not included, New Castle County would have 345 dispositions averaging 73.0 days. The statewide totals would be 414 dispositions with an average elapsed time of 71.8 days.

Source: New Castle County, Kent County, and Sussex County Prothonotaries' Offices;
Administrative Office of the Courts

SUPERIOR COURT
FISCAL YEAR 1985
CIVIL CASES
PERFORMANCE BREAKDOWNS

COMPLAINTS - ELAPSED TIME - PART ONE

	<u>Cases Placed for Trial</u>		<u>Cases Not Placed for Trial</u>		<u>TOTALS</u>	
	<u>Number of Dispositions</u>	<u>Average Time from Filing to Disposition</u>	<u>Number of Dispositions</u>	<u>Average Time from Filing to Disposition</u>	<u>Number of Dispositions</u>	<u>Average Time from Filing to Disposition</u>
New Castle	332 25.6%	895.5 days	963 74.4%	500.9 days	1,295 100.0%	602.0 days
Kent	Not Available		Not Available		193 100.0%	458.2 days
Sussex	Not Available		Not Available		134 100.0%	475.7 days
State	Not Available		Not Available		1,622 100.0%	574.5 days

COMPLAINTS - ELAPSED TIME - PART TWO

	Cases Disposed of By:									
	<u>Trial</u>		<u>Default Judgment</u>		<u>Voluntary Dismissal</u>		<u>Other</u>		<u>TOTALS</u>	
	<u>Average Time from Filing to Disps.</u>	<u>Disps.</u>	<u>Average Time from Filing to Disps.</u>	<u>Disps.</u>	<u>Average Time from Filing to Disps.</u>	<u>Disps.</u>	<u>Average Time from Filing to Disps.</u>	<u>Disps.</u>	<u>Average Time from Filing to Disps.</u>	<u>Disps.</u>
New Castle	67 5.2%	945.0 days	81 6.3%	205.1 days	896 69.2%	545.7 days	251 19.4%	839.6 days	1,295 100.0%	602.0 days
Kent	5 2.6%	957.2 days	11 5.7%	60.1 days	168 87.0%	479.8 days	9 4.7%	264.1 days	193 100.0%	458.2 days
Sussex	2 1.5%	893.0 days	24 17.9%	105.3 days	83 61.9%	536.1 days	25 18.7%	597.8 days	134 100.0%	475.7 days
State	74 4.6%	944.4 days	116 7.2%	170.7 days	1,147 70.7%	535.4 days	285 17.6%	800.2 days	1,622 100.0%	574.5 days

Disps. = Dispositions
No. = Number

Source: New Castle County, Kent County, and Sussex County Prothonotaries' Offices;
Administrative Office of the Courts

SUPERIOR COURT

FISCAL YEAR 1985
CIVIL CASES
PERFORMANCE BREAKDOWNS

MECHANIC'S LIENS AND MORTGAGES - ELAPSED TIME - PART ONE

	<u>Cases Placed for Trial</u>		<u>Cases Not Placed for Trial</u>		<u>TOTALS</u>	
	<u>Number of Dispositions</u>	<u>Average Time from Filing to Disposition</u>	<u>Number of Dispositions</u>	<u>Average Time from Filing to Disposition</u>	<u>Number of Dispositions</u>	<u>Average Time from Filing to Disposition</u>
New Castle	2 0.6%	669.0 days	329 99.4%	169.0 days	331 100.0%	172.0 days
Kent	Not Available		Not Available		55 100.0%	205.7 days
Sussex	Not Available		Not Available		<u>90 100.0%</u>	<u>168.2 days</u>
State	Not Available		Not Available		476 100.0%	175.2 days

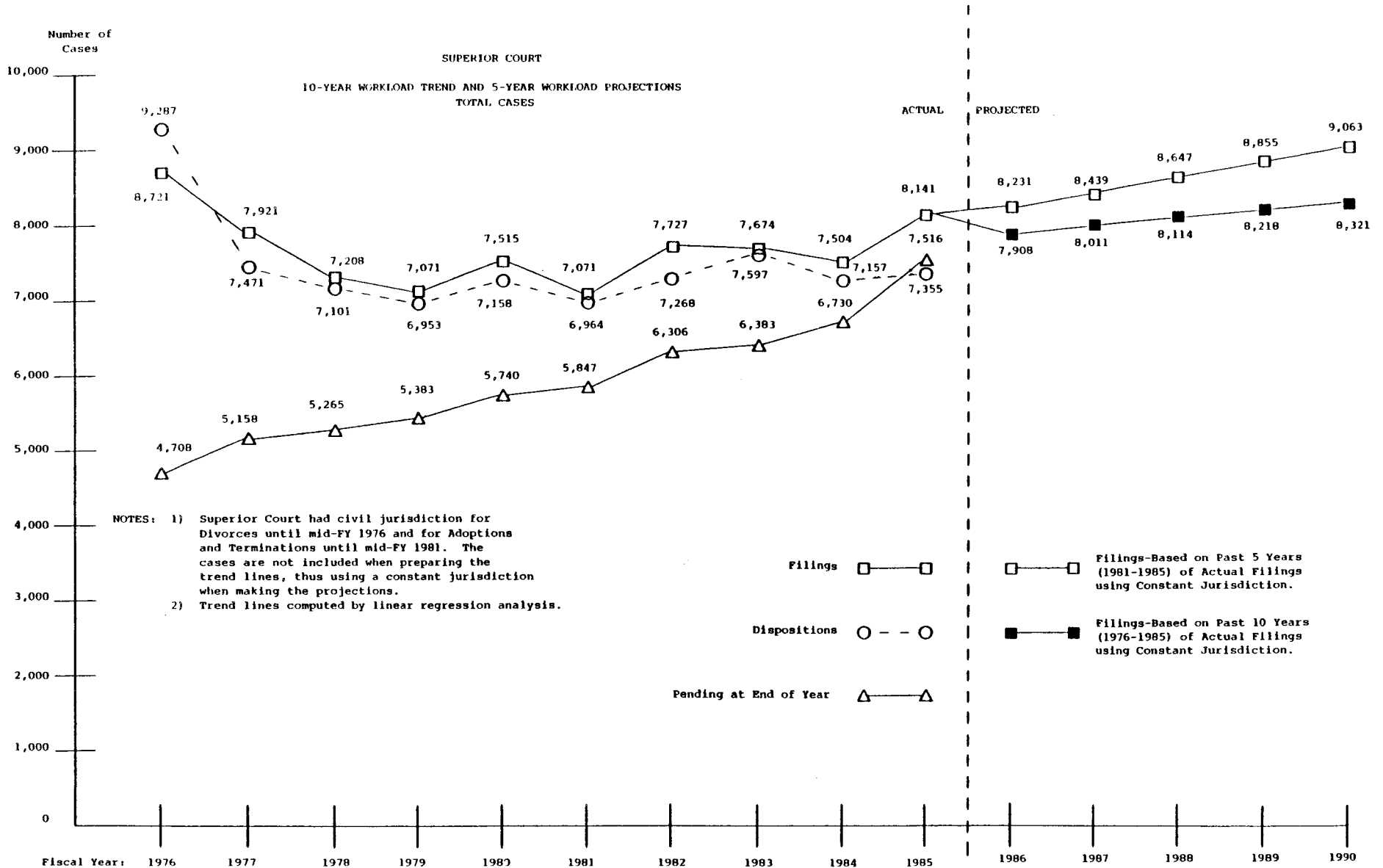
MECHANIC'S LIENS AND MORTGAGES - ELAPSED TIME - PART TWO

Cases Disposed of By:

	<u>Trial</u>		<u>Default Judgment</u>		<u>Voluntary Dismissal</u>		<u>Other</u>		<u>TOTALS</u>	
	<u>No. of Disps.</u>	<u>Average Time from Filing to Disposition</u>	<u>No. of Disps.</u>	<u>Average Time from Filing to Disposition</u>	<u>No. of Disps.</u>	<u>Average Time from Filing to Disposition</u>	<u>No. of Disps.</u>	<u>Average Time from Filing to Disposition</u>	<u>No. of Disps.</u>	<u>Average Time from Filing to Disposition</u>
New Castle	2 0.6%	669.0 days	176 53.2%	96.6 days	122 36.9%	217.5 days	31 9.4%	389.4 days	331 100.0%	172.0 days
Kent	1 1.8%	369.0 days	37 67.3%	69.2 days	13 23.6%	552.6 days	4 7.3%	299.5 days	55 100.0%	205.7 days
Sussex	<u>0 0.0%</u>	<u>- days</u>	<u>58 64.4%</u>	<u>97.6 days</u>	<u>22 24.4%</u>	<u>186.6 days</u>	<u>10 11.1%</u>	<u>537.0 days</u>	<u>90 100.0%</u>	<u>168.2 days</u>
State	3 0.6%	569.0 days	271 56.9%	93.1 days	157 33.0%	241.0 days	45 9.5%	414.2 days	476 100.0%	175.2 days

Disps. = Dispositions
No. = Number

Source: New Castle County, Kent County, and Sussex County Prothonotaries' Offices;
Administrative Office of the Courts



Source: Administrative Office of the Courts

Law Libraries

LAW LIBRARIES

The standards for the control and supervision of the three Law Libraries are set in 10 Del. Code §1941.

There are three Law Libraries located in the State of Delaware, staffed and maintained by state funds and each presided over by a Law Librarian. The libraries are named after the counties in which they are situated.

The primary function of the Law Libraries is to provide a legal information center for the Judiciary, Public Defender's Office, legal representatives of counties and municipalities, city solicitors, and members of the Delaware Bar. They are also the official depositories for state laws, administrative regulations, and court rules. The libraries are made available to registered law students to assist them in preparation for state bar examinations and in their legal education. All three libraries are designated as official depository libraries by the U.S. Government Printing Office. As state-supported agencies, the libraries are available to the general public during normal working hours. Aid and assistance is rendered to persons wishing to make use of the facilities.

The New Castle County Law Library, located in the Public Building, Wilmington, Delaware, is the busiest of the three libraries. It houses almost 30,000 books and there is presently seated working space for about 32 persons at one time. The facility is maintained and administered by a Law Librarian and a Library Assistant. The Kent County Law Library, due to its location, is designated as the State Library. It houses the largest legal library maintained by the state with about 35,000 volumes and is staffed by one Law Librarian and one Library Assistant. The Sussex County Law Library is staffed by one Law Librarian and houses about 14,000 volumes.

The Law Libraries are responsible for administrative library work as well as maintaining the bookkeeping records required by the State. These duties and responsibilities include but are not limited to the following: insertion of pocket parts, maintenance of loose leaf service bookkeeping for the agency's accounts, preparing invoices for library expenditures, filing and indexing reported and unreported opinions from the several courts, obtaining and filing copies of rules and regulations promulgated by the governmental agencies, maintaining of books and their monetary values, obtaining and filing statutes from the Legislative Council and other states, handling requests from various persons for information contained in the library, handling special request for research work from the judges, planning and recommending development and improvement of services, writing reports, and performing other duties associated with library work.

LAW LIBRARIES

PERSONNEL

NEW CASTLE COUNTY

New Castle County Law Library
Public Building
1020 North King Street
Wilmington, DE 19801
(571-2437; 571-2438)

Law Librarian
Rene Yucht

Library Assistant
Alda Monsen

KENT COUNTY

Kent County Law Library
Kent County Courthouse
38 The Green
Dover, DE 19901
(736-5467)

Law Librarian
Carol N. Russell

Library Assistant
Judy A. Skadsburg

SUSSEX COUNTY

Sussex County Law Library
Sussex County Courthouse
The Circle
Georgetown, DE 19947
(856-5483, 856-5235)

Law Librarian
Mary Tylecki Dickson

Family Court

FAMILY COURT

Legal Authorization

The Family Court Act, Title 10, Chapter 9, Delaware Code, authorizes the Family Court.

Geographic Organization

The Family Court is a unified statewide Court with branches in New Castle County at Wilmington, Kent County at Dover, and Sussex County at Georgetown.

Legal Jurisdiction

The Family Court has had conferred upon it by the General Assembly jurisdiction over juvenile delinquency, child neglect, dependency, and abuse, adult misdemeanor crimes against juveniles, child and spouse support, paternity of children, custody and visitation of children, divorces and annulments, terminations of parental rights and adoptions, property divisions, specific enforcement of separation agreements, guardianship over minors, imperiling the family relationship, and intra-family misdemeanor crimes.

The Family Court does not have jurisdiction over adults charged with felonies or juveniles charged with first degree murder, rape, or kidnapping.

Appeals are made to either Superior Court or the Supreme Court, depending on the type of case.

Judges

Number: The Court is allowed 13 judges of equal judicial authority, one of whom is Chief Judge, who is the chief administrative and executive officer for the Court. A bare majority of the judges must be of one major political party with the remainder of the other major political party.

Appointment: The Governor appoints the judges, subject to confirmation by the Senate.

Tenure: The judges are appointed for 12-year terms.

Qualifications: Judges must have been duly admitted to the practice of law before the Supreme Court of Delaware at least 5 years prior to appointment and must have a knowledge of the law and interest in and understanding of family and child problems. They shall not practice law during their tenure and may be reappointed.

Other Judicial Personnel

The Chief Judge appoints and commissions masters for the Court who shall hold office at his pleasure and must have resided in the State for at least 5 years prior to their appointment. Masters may hear any matters properly before them, and their decisions become judgments of the Court unless disapproved by a judge. Parties may request a review de novo by a judge, by petitioning in writing within 15 days of the master's decision.

Support Personnel

The 3 major administrative divisions of the Court are Court Operations, Fiscal Services, and Personnel Services. Fiscal Services and Personnel Services perform staff functions, whereas Court Operations is responsible for the delivery of services to the public.

The Family Court has a staff of more than 220 persons in addition to the judiciary. The staff includes clerks of court, judicial secretaries, counselors, accounting personnel, clerks, clerk-typists, bailiffs, process servers, and hearing officers in mediation and arbitration cases, as well as volunteers working in all areas of the Court.

Caseload Trend

Total filings in Family Court increased by 10.4% from a statewide total of 30,273 in FY 1984 to 33,427 in FY 1985. Filings increased in each of the counties during FY 1985, with the largest increase being the rise of 12.2% in New Castle County. There was an increase of 10.3% in statewide dispositions to 31,960 in FY 1985 from 28,972 in FY 1984, due to a 19.4% increase in New Castle County dispositions.

The rise in filings led to a rise in statewide pending during FY 1985 despite the increase in dispositions with all counties having an increase in pending. There were 9,009 pending statewide at the end of FY 1985, which was a substantial increase of 19.5% from the 7,542 pending statewide at the end of FY 1984.

FAMILY COURT

JUDICIARY

Chief Judge

Hon. Robert D. Thompson (D, 10/25/86)

Grace Davis, Secretary

(856-5301)

Polly Bowen, Secretary

(571-2205)

NEW CASTLE COUNTY

Associate Judges

Hon. James J. Horgan (D, 9/29/88)

Kathy Mort, Secretary

(571-2229)

Hon. Jay Paul James (R, 7/31/90)

Bernadette Ennis, Secretary

(571-2226)

Hon. Karl J. Parrish (D, 10/30/90)

Carol Walton, Secretary

(571-2232)

Hon. John T. Gallagher (D, 11/6/91)

Diane H. Ruggieri, Secretary

(571-3923)

Hon. Jay H. Conner (R, 12/17/93)

Dolores A. Howard, Secretary

(571-6286)

Hon. Charles K. Keil (D, 9/30/95)

Marianne H. O'Donnell, Secretary

(571-2432)

Hon. Peggy L. Ableman (D, 9/30/95)

Barbara Hedgepath, Secretary

(571-2257)

Hon. Robert W. Wakefield (R, 9/30/97)

Janie Bebber, Secretary

(571-2254)

KENT COUNTY

Associate Judges

Hon. David P. Buckson (R, 4/24/87)

Ruth Potter, Secretary

(736-4565)

Hon. Roger D. Kelsey (R, 7/28/87)

Karen Price, Secretary

(736-4513)

SUSSEX COUNTY

Associate Judges

Hon. William Swain Lee (R, 7/1/89)

Mary Lu McCabe, Secretary

(856-5417)

Hon. Battle R. Robinson (R, 8/29/97)

Judy Maddox, Secretary

(856-5540)

FAMILY COURT

SUPPORT PERSONNEL

NEW CASTLE COUNTY

Family Court
Family Court Building
900 King Street
P.O. Box 2359
Wilmington, DE 19899
(571-2200)

Chief Master

Dennis T. Reardon
Pat Kane, Secretary
(571-2315)

Masters

William H. McDonough
Ellen McGaughan, Secretary
(571-2417)
Frederic H. Kenney
Joan Prettyman, Secretary
(571-2593)
Mary Ann Herlihy
Mary Lou McNulty, Secretary
(571-2212)
David J. Haley
Evelyn Barkovic, Secretary
(571-2303)
Nivea Castro-Figueroa
Pat Berry, Secretary
(571-2631)

KENT COUNTY

Family Court
Arden Building
11 North Street
P.O. Box 310
Dover, DE 19901
(736-4501)

Gary E. Grubb
Janice Carroll, Secretary
(736-5031)

SUSSEX COUNTY

Family Court
Family Court Building
Race and East Pine Streets
P.O. Box 609
Georgetown, DE 19947
(856-7702)

Pamela Deeds Holloway
Judy Goff, Secretary
(856-5638)

FAMILY COURT

SUPPORT PERSONNEL (CONTINUED)

FOR THE STATEWIDE COURT

Administrator

James T. Glessner
(571-2216)

Chief of Fiscal Services

William B. Breighner
(571-2222)

Chief of Personnel Services

Hope M. Murray
(571-2296)

Director for Research & Planning

Emmett M. Partin
(571-2215)

Director for Treatment Services

Janis E. Fehnel
(571-2219)

Director of Support

Susan F. Paikin
(571-3867)

NEW CASTLE COUNTY

Director

Randall E. Williams
(571-2241)

KENT COUNTY

Director

James F. Truitt
(736-4297)

SUSSEX COUNTY

Director

Robert F. Stuart
(856-5515)

FAMILY COURT
FISCAL YEAR 1985
WORKLOAD SUMMARY

	<u>Number of Filings</u>			<u>Pending 6/30/85</u>	<u>Change In Pending</u>	<u>% Change In Pending</u>
	<u>Pending 6/30/84</u>	<u>Filed</u>	<u>Disposed</u>			
New Castle	5,162	20,130	19,771	5,521	+ 359	+ 7.0%
Kent	1,175	6,615	6,051	1,739	+ 564	+48.0%
Sussex	<u>1,205</u>	<u>6,682</u>	<u>6,138</u>	<u>1,749</u>	<u>+ 544</u>	<u>+45.2%</u>
State	7,542	33,427	31,960	9,009	+1,467	+19.5%

COMPARISON - FISCAL YEARS 1984-1985
WORKLOAD

FILED

	<u>Number of Filings</u>		<u>Change</u>	<u>% Change</u>
	<u>1984</u>	<u>1985</u>		
New Castle	17,936	20,130	+2,194	+12.2%
Kent	5,985	6,615	+ 630	+10.5%
Sussex	<u>6,352</u>	<u>6,682</u>	<u>+ 330</u>	<u>+ 5.2%</u>
State	30,273	33,427	+3,154	+10.4%

DISPOSED

	<u>Number of Filings</u>		<u>Change</u>	<u>% Change</u>
	<u>1984</u>	<u>1985</u>		
New Castle	16,565	19,771	+3,206	+19.4%
Kent	6,055	6,051	- 4	- 0.1%
Sussex	<u>6,352</u>	<u>6,138</u>	<u>- 214</u>	<u>- 3.4%</u>
State	28,972	31,960	+2,988	+10.3%

Source: Statistician, Family Court

FAMILY COURT

FISCAL YEAR 1985

TOTAL CASES

WORKLOAD

EXPLANATORY NOTES

1. The unit of count in Family Court adult criminal, juvenile delinquency, and civil cases is the filing.
2. A criminal or delinquency filing is defined as one incident filed against one individual. Each incident is counted separately, so that three incidents brought before the Court on a single individual are counted as three criminal or delinquency filings.
 - a. A single criminal or delinquency filing may be comprised of single or multiple charges relating to a single incident.
 - b. A criminal filing is received by the Court in the form of an information or a complaint, and a delinquency filing is received by the Court in the form of a petition or a complaint.
3. A civil filing is defined as a single civil incident filed with Family Court. A civil incident is initiated by a petition. In the instance of a divorce, although the petition may contain multiple matters ancillary to the divorce, each petition is counted as one filing.

FAMILY COURT
FISCAL YEAR 1985
ADULT CRIMINAL CASES
WORKLOAD SUMMARY

	<u>Number of Filings</u>			<u>Pending 6/30/85</u>	<u>Change In Pending</u>	<u>% Change In Pending</u>
	<u>Pending 6/30/84</u>	<u>Filed</u>	<u>Disposed</u>			
New Castle	215	1,789	1,702	302	+ 87	+ 40.5%
Kent	98	342	398	42	- 56	- 57.1%
Sussex	<u>85</u>	<u>551</u>	<u>524</u>	<u>112</u>	<u>+ 27</u>	<u>+ 31.8%</u>
State	398	2,682	2,624	456	+ 58	+ 14.6%

COMPARISON - FISCAL YEARS 1984-1985
ADULT CRIMINAL CASES
WORKLOAD

FILED

	<u>Number of Filings</u>		<u>Change</u>	<u>% Change</u>
	<u>1984</u>	<u>1985</u>		
New Castle	1,808	1,789	- 19	- 1.1%
Kent	377	342	- 35	- 9.3%
Sussex	<u>596</u>	<u>551</u>	<u>- 45</u>	<u>- 7.6%</u>
State	2,781	2,682	- 99	- 3.6%

DISPOSED

	<u>Number of Filings</u>		<u>Change</u>	<u>% Change</u>
	<u>1984</u>	<u>1985</u>		
New Castle	1,741	1,702	- 39	- 2.2%
Kent	338	398	+ 60	+17.8%
Sussex	<u>564</u>	<u>524</u>	<u>- 40</u>	<u>- 7.1%</u>
State	2,643	2,624	- 19	- 0.7%

Source: Statistician, Family Court

FAMILY COURT
FISCAL YEAR 1985
JUVENILE DELINQUENCY CASES
WORKLOAD SUMMARY

	<u>Number of Filings</u>			<u>Pending 6/30/85</u>	<u>Change In Pending</u>	<u>% Change In Pending</u>
	<u>Pending 6/30/84</u>	<u>Filed</u>	<u>Disposed</u>			
New Castle	1,381	4,488	4,977	892	-489	-35.4%
Kent	156	962	954	164	+ 8	+ 5.1%
Sussex	<u>256</u>	<u>1,400</u>	<u>1,292</u>	<u>364</u>	<u>+108</u>	<u>+42.2%</u>
State	1,793	6,850	7,223	1,420	-373	-20.8%

COMPARISON - FISCAL YEARS 1984-1985
JUVENILE DELINQUENCY CASES
WORKLOAD

FILED

	<u>Number of Filings</u>		<u>Change</u>	<u>% Change</u>
	<u>1984</u>	<u>1985</u>		
New Castle	4,171	4,488	+ 317	+ 7.6%
Kent	911	962	+ 51	+ 5.6%
Sussex	<u>1,481</u>	<u>1,400</u>	<u>- 81</u>	<u>- 5.5%</u>
State	6,563	6,850	+ 287	+ 4.4%

DISPOSED

	<u>Number of Filings</u>		<u>Change</u>	<u>% Change</u>
	<u>1984</u>	<u>1985</u>		
New Castle	3,698	4,977	+1,279	+34.6%
Kent	909	954	+ 45	+ 5.0%
Sussex	<u>1,402</u>	<u>1,292</u>	<u>- 110</u>	<u>- 7.8%</u>
State	6,009	7,223	+1,214	+20.2%

Source: Statistician, Family Court

FAMILY COURT

FISCAL YEAR 1985
JUVENILE DELINQUENCY CASES
WORKLOAD BREAKDOWNS

FILED

	<u>Number of Filings</u>			<u>TOTALS</u>
	<u>Felony</u>	<u>Misdemeanor</u>	<u>Traffic</u>	
New Castle	990 22.1%	3,243 72.3%	255 5.7%	4,488 100.0%
Kent	215 22.3%	661 68.7%	86 8.9%	962 100.0%
Sussex	<u>320 22.9%</u>	<u>968 69.1%</u>	<u>112 8.0%</u>	<u>1,400 100.0%</u>
State	1,525 22.3%	4,872 71.1%	453 6.6%	6,850 100.0%

DISPOSED

	<u>Number of Filings</u>			<u>TOTALS</u>
	<u>Felony</u>	<u>Misdemeanor</u>	<u>Traffic</u>	
New Castle	961 19.3%	3,747 75.3%	269 5.4%	4,977 100.0%
Kent	220 23.1%	657 68.9%	77 8.1%	954 100.0%
Sussex	<u>268 20.7%</u>	<u>959 74.2%</u>	<u>65 5.0%</u>	<u>1,292 100.0%</u>
State	1,449 20.1%	5,363 74.2%	411 5.7%	7,223 100.0%

PENDING AT END OF YEAR

	<u>Number of Filings</u>			<u>TOTALS</u>
	<u>Felony</u>	<u>Misdemeanor</u>	<u>Traffic</u>	
New Castle	286 32.1%	552 61.9%	54 6.1%	892 100.0%
Kent	27 16.5%	114 69.5%	23 14.0%	164 100.0%
Sussex	<u>150 41.2%</u>	<u>150 41.2%</u>	<u>64 17.6%</u>	<u>364 100.0%</u>
State	463 32.6%	816 57.5%	141 9.9%	1,420 100.0%

CHANGE IN PENDING

	<u>Number of Filings</u>			<u>TOTALS</u>
	<u>Felony</u>	<u>Misdemeanor</u>	<u>Traffic</u>	
New Castle	+ 29	-504	- 14	-489
Kent	- 5	+ 4	+ 9	+ 8
Sussex	<u>+ 52</u>	<u>+ 9</u>	<u>+ 47</u>	<u>+108</u>
State	+ 76	-491	+ 42	-373

Source: Statistician, Family Court

FAMILY COURT
FISCAL YEAR 1985
CIVIL CASES
WORKLOAD SUMMARY

	<u>Number of Filings</u>			<u>Pending 6/30/85</u>	<u>Change In Pending</u>	<u>% Change In Pending</u>
	<u>Pending 6/30/84</u>	<u>Filed</u>	<u>Disposed</u>			
New Castle	3,566	13,853	13,092	4,327	+ 761	+21.3%
Kent	921	5,311	4,699	1,533	+ 612	+66.4%
Sussex	<u>864</u>	<u>4,731</u>	<u>4,322</u>	<u>1,273</u>	<u>+ 409</u>	<u>+47.3%</u>
State	5,351	23,895	22,113	7,133	+1,782	+33.3%

COMPARISON - FISCAL YEARS 1984-1985
CIVIL CASES
WORKLOAD

FILED

	<u>Number of Filings</u>		<u>Change</u>	<u>% Change</u>
	<u>1984</u>	<u>1985</u>		
New Castle	11,957	13,853	+1,896	+15.9%
Kent	4,697	5,311	+ 614	+13.1%
Sussex	<u>4,275</u>	<u>4,731</u>	<u>+ 456</u>	<u>+10.7%</u>
State	20,929	23,895	+2,966	+14.2%

DISPOSED

	<u>Number of Filings</u>		<u>Change</u>	<u>% Change</u>
	<u>1984</u>	<u>1985</u>		
New Castle	11,126	13,092	+1,966	+17.7%
Kent	4,808	4,699	- 109	- 2.3%
Sussex	<u>4,386</u>	<u>4,322</u>	<u>- 64</u>	<u>- 1.5%</u>
State	20,320	22,113	+1,793	+ 8.8%

Source: Statistician, Family Court

FAMILY COURT
FISCAL YEAR 1985
CIVIL CASES
WORKLOAD BREAKDOWNS

FILED

	<u>Divorces and Annulments</u>	<u>Divorce Ancillary Matters</u>	<u>New Non-Support</u>	<u>Support Arrearages</u>	<u>Support Modifications</u>	<u>Custody</u>
New Castle	2,095 15.1%	705 5.1%	2,706 19.5%	1,573 11.4%	1,521 11.0%	1,790 12.9%
Kent	723 13.6%	132 2.5%	1,180 22.2%	838 15.8%	506 9.5%	997 18.8%
Sussex	594 12.6%	141 3.0%	646 13.7%	793 16.8%	640 13.5%	990 20.9%
State	3,412 14.3%	978 4.1%	4,532 19.0%	3,204 13.4%	2,667 11.2%	3,777 15.8%

	<u>Visitation</u>	<u>Imperiling Family Relations</u>	<u>Adoptions</u>	<u>Terminations of Parental Rights</u>	<u>Miscellaneous</u>	<u>TOTALS</u>
New Castle	477 3.4%	583 4.2%	143 1.0%	94 0.7%	2,166 15.6%	13,853 100.0%
Kent	215 4.0%	78 1.5%	32 0.6%	22 0.4%	588 11.1%	5,311 100.0%
Sussex	155 3.3%	113 2.4%	35 0.7%	35 0.7%	589 12.5%	4,731 100.0%
State	847 3.5%	774 3.2%	210 0.9%	151 0.6%	3,343 14.0%	23,895 100.0%

DISPOSED

	<u>Divorces and Annulments</u>	<u>Divorce Ancillary Matters</u>	<u>New Non-Support</u>	<u>Support Arrearages</u>	<u>Support Modifications</u>	<u>Custody</u>
New Castle	1,949 14.9%	537 4.1%	2,644 20.2%	1,493 11.4%	1,354 10.3%	1,749 13.4%
Kent	670 14.3%	69 1.5%	1,068 22.7%	691 14.7%	428 9.1%	891 19.0%
Sussex	562 13.0%	95 2.2%	577 13.4%	665 15.4%	583 13.5%	975 22.6%
State	3,181 14.4%	701 3.2%	4,289 19.4%	2,849 12.9%	2,365 10.7%	3,615 16.3%

	<u>Visitation</u>	<u>Imperiling Family Relations</u>	<u>Adoptions</u>	<u>Terminations of Parental Rights</u>	<u>Miscellaneous</u>	<u>TOTALS</u>
New Castle	485 3.7%	558 4.3%	150 1.1%	69 0.5%	2,104 16.1%	13,092 100.0%
Kent	198 4.2%	77 1.6%	34 0.7%	7 0.1%	566 12.0%	4,699 100.0%
Sussex	132 3.1%	100 2.3%	34 0.8%	28 0.6%	571 13.2%	4,322 100.0%
State	815 3.7%	735 3.3%	218 1.0%	104 0.5%	3,241 14.7%	22,113 100.0%

FAMILY COURT
FISCAL YEAR 1985
CIVIL CASES
WORKLOAD BREAKDOWNS (CONTINUED)

PENDING AT END OF YEAR

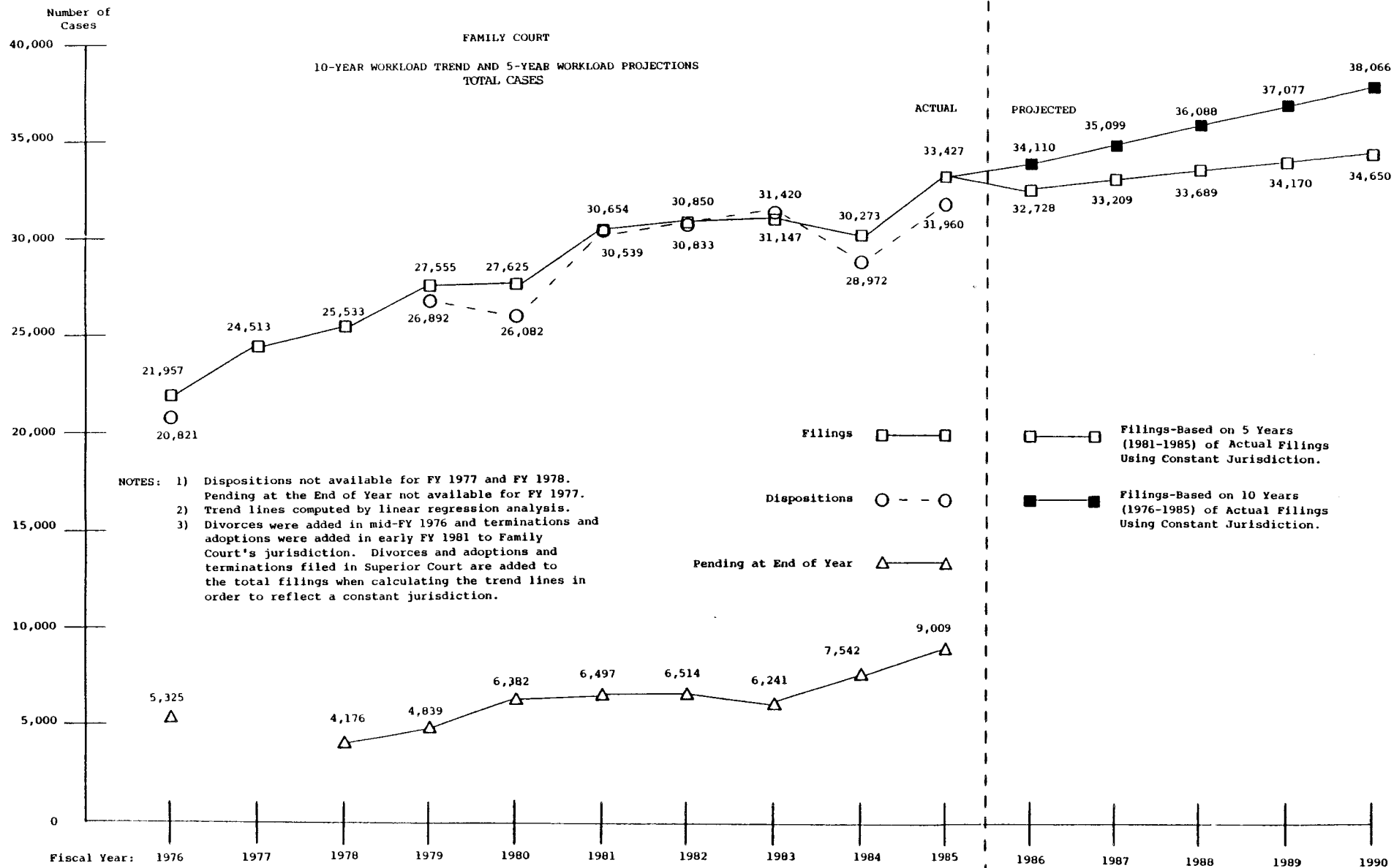
	<u>Divorces and Annulments</u>	<u>Divorce Ancillary Matters</u>	<u>New Non-Support</u>	<u>Support Arrearages</u>	<u>Support Modifications</u>	<u>Custody</u>
New Castle	989 22.9%	1,003 23.2%	755 17.4%	318 7.3%	377 8.7%	332 7.7%
Kent	299 19.5%	132 8.6%	303 19.8%	229 14.9%	124 8.1%	245 16.0%
Sussex	238 18.7%	142 11.1%	229 18.0%	179 14.1%	130 10.2%	122 9.6%
State	1,526 21.4%	1,277 17.9%	1,287 18.0%	726 10.2%	631 8.8%	699 9.8%

	<u>Visitation</u>	<u>Imperiling Family Relations</u>	<u>Adoptions</u>	<u>Terminations of Parental Rights</u>	<u>Miscellaneous</u>	<u>TOTALS</u>
New Castle	141 3.3%	147 3.4%	35 0.8%	53 1.2%	177 4.1%	4,327 100.0%
Kent	54 3.5%	9 0.6%	17 1.1%	22 1.4%	99 6.5%	1,533 100.0%
Sussex	48 3.8%	20 1.6%	25 2.0%	21 1.6%	119 9.3%	1,273 100.0%
State	243 3.4%	176 2.5%	77 1.1%	96 1.3%	395 5.5%	7,133 100.0%

CHANGE IN PENDING

	<u>Divorces and Annulments</u>	<u>Divorce Ancillary Matters</u>	<u>New Non-Support</u>	<u>Support Arrearages</u>	<u>Support Modifications</u>	<u>Custody</u>
New Castle	+146	+168	+ 62	+ 80	+167	+ 41
Kent	+ 53	+ 63	+112	+147	+ 78	+106
Sussex	+ 32	+ 46	+ 69	+128	+ 57	+ 15
State	+231	+277	+243	+355	+302	+162

	<u>Visitation</u>	<u>Imperiling Family Relations</u>	<u>Adoptions</u>	<u>Terminations of Parental Rights</u>	<u>Miscellaneous</u>	<u>TOTALS</u>
New Castle	- 8	+ 25	- 7	+ 25	+ 62	+ 761
Kent	+ 17	+ 1	- 2	+ 15	+ 22	+ 612
Sussex	+ 23	+ 13	+ 1	+ 7	+ 18	+ 409
State	+ 32	+ 39	- 8	+ 47	+102	+1,782



Court of Common Pleas

COURT OF COMMON PLEASLegal Authorization

The statewide Court of Common Pleas was created by 10 Delaware Code, Chapters 13, 15, and 16, effective July 5, 1973.

Geographic Organization

The Court of Common Pleas sits in each of the three counties at the respective county seats.

Legal Jurisdiction

The Court of Common Pleas has statewide jurisdiction which includes concurrent jurisdiction with Superior Court in civil actions where the amount involved, exclusive of interest, does not exceed \$15,000 on the complaint. There is no limitation in amount on counterclaim. All civil cases are tried without a jury.

The Court has criminal jurisdiction over all misdemeanors occurring in the State of Delaware except drug-related cases (other than possession of marijuana), and those occurring within the corporate limits of the City of Wilmington. It also is responsible for all preliminary hearings. Jury trial is available to all defendants but in New Castle County jury trials are referred to Superior Court for disposition.

Judges

There are five Judges of the Court of Common Pleas, one Chief Judge and four Resident Judges. The Judges are appointed by the governor with the consent of the Senate for 12 year terms and must have been actively engaged in the general practice of law in the State of Delaware for at least five years and must be citizens of the State. A majority of not more than one judge may be from the same political party.

Support Personnel

Personnel are appointed by the Chief Judge of the Court of Common Pleas, and consist of a Court Administrator (Chief Clerk), one Chief Deputy Clerk for each county, and such other employees as are necessary, including Bailiffs, Court Reporters, Secretaries, Clerks, Presentence Officers, etc.

Caseload Trend

The FY 1985 workload for the Court of Common Pleas showed virtually opposite developments between the criminal and civil activity. An example of this was Kent County, which showed an increase of 16.0% in criminal filings and 18.8% in criminal dispositions while civil filings fell by 15.1% and civil dispositions decreased by 8.9% from the FY 1984 activity. Statewide changes did not show such dramatic distinctions, but the differences between criminal and civil changes are clear.

Criminal filings rose by 2.9% from a total of 15,431 in FY 1984 to 15,872 in FY 1985. Criminal dispositions fell from 15,485 in FY 1984 to 15,429 in FY 1985, which is the first fiscal year in which there was a decrease from the number of criminal dispositions in the previous fiscal year. The increase in filings and the decrease in dispositions led to a 21.9% increase in pending from 2,068 at the end of FY 1984 to 2,511 at the end of FY 1985.

Civil filings fell from 4,046 in FY 1984 to 3,747 in FY 1985 with civil filings dropping in all counties. A substantial 27.0% rise in civil dispositions in New Castle County to 3,129 during FY 1985 caused a 16.9% increase in statewide civil dispositions from 3,510 in FY 1984 to 4,102 in FY 1985. Civil pending at the end of FY 1985 was 2,996, which was 10.6% less than the 3,351 civil pending at the end of FY 1984.

COURT OF COMMON PLEAS

JUDICIARY

NEW CASTLE COUNTY

KENT COUNTY

SUSSEX COUNTY

Chief Judge

Hon. Robert H. Wahl (D, 9/14/96)
Beulah O. Goldsborough, Secretary
(571-2412)

Resident Judge

Hon. William C. Bradley, Jr. (D, 9/29/88)
Peggy Papili, Secretary
(571-2410)
Hon. Arthur F. DiSabatino (R, 6/27/97)
Margaret Renai, Secretary
(571-2411)

Resident Judge

Hon. Merrill C. Trader (R, 9/14/96)
Mary Elyn Massey, Secretary
(736-4617)

Resident Judge

Hon. Paul E. Ellis (D, 8/28/97)
Katherine Truitt, Secretary
(856-5591)

Court Administrator (571-2804)
Carole B. Kirshner
Sharon Berkowitz, Secretary
Joan Stadelman, Account Clerk

NEW CASTLE COUNTY (571-2430)

Clerk's Offices

Frederick Kirch, Clerk
Angeline Pineault
Elizabeth Jonkiert
Catherine Wharton
Karen Gallagher
Cynthia Reinholz
Deborah Mowbray
Joan Chalmers
Philip Saxon, Jr.
Mary Tingle
Ada Baker
LuAnn Seward
Deborah Basara
Pauline Quattro
Sharon Heath
Randy Alderson

Court Reporters (571-2863)

Carol Schatzman
Jacalyn Aff
Cheryl Simmons
C. Marie Fontello, Typist

Presentence Officers (571-3834)

John Jaremchuk, Jr., Chief
Carolyn DiMauro
Alan Haase
Stacy Person
Robert McGee, Investigator
Elizabeth Parison, Secretary

Bailiffs

Richard Hurst
William Arterbridge
Diane Korolog
Jason Carros
Allan Rogers, Security Officer

KENT COUNTY (736-4618)

Ruth Biddle, Clerk
Anna Benton
Frances Bergold
Teresa Lindale
Suzanne Brode

Sheila Dougherty
Terri Chippie, Typist

David Reid
Mary McFaul

SUSSEX COUNTY (856-5333)

Doris Wilkins, Clerk
Jean Henry
Joyce Betts
Bonnie Goetz

Raymond Kenney
Vera Elliott, Typist

Alcohol Coordinating Counselor
Dallas Fleetwood

Donald Beebe
R. Burton Hicks

COURT OF COMMON PLEAS

FISCAL YEAR 1985
CRIMINAL CASES*
WORKLOAD SUMMARY

	<u>Pending 6/30/84</u>	<u>Filings</u>	<u>Dispositions</u>	<u>Pending 6/30/85</u>	<u>Change In Pending</u>	<u>% Change In Pending</u>
New Castle	1,281	10,466	10,224	1,523	+242	+18.9%
Kent	319	2,798	2,737	380	+ 61	+19.1%
Sussex	<u>468</u>	<u>2,608</u>	<u>2,468</u>	<u>608</u>	<u>+140</u>	<u>+29.9%</u>
State	2,068	15,872	15,429	2,511	+443	+21.4%

COMPARISON - FISCAL YEARS 1984-1985
CRIMINAL CASES*
WORKLOADFILINGS

	<u>1984</u>	<u>1985</u>	<u>Change</u>	<u>% Change</u>
New Castle	10,183	10,466	+ 283	+ 2.8%
Kent	2,412	2,798	+ 386	+16.0%
Sussex	<u>2,836</u>	<u>2,608</u>	<u>- 228</u>	<u>- 8.0%</u>
State	15,431	15,872	+ 441	+ 2.9%

DISPOSITIONS

	<u>1984</u>	<u>1985</u>	<u>Change</u>	<u>% Change</u>
New Castle	10,259	10,224	- 35	- 0.3%
Kent	2,303	2,737	+ 434	+18.8%
Sussex	<u>2,923</u>	<u>2,468</u>	<u>- 455</u>	<u>-15.6%</u>
State	15,485	15,429	- 56	- 0.4%

*The unit of count for criminal cases is the charge. For example, a defendant brought before the court on 3 charges would be counted as 3 cases.

Source: Court Administrator, Court of Common Pleas

COURT OF COMMON PLEAS

FISCAL YEAR 1985
CRIMINAL CASES*
WORKLOAD BREAKDOWNS

FILINGS

	<u>Original**</u>	<u>Optional Transfers#</u>	<u>Mandatory Transfers##</u>	<u>Reduced to Misdemeanor@</u>	<u>TOTALS</u>	<u>Preliminary Hearings</u>
New Castle	421 4.0%	9,162 87.5%	582 5.6%	301 2.9%	10,466 100.0%	4,594
Kent	170 6.1%	2,310 82.6%	285 10.2%	33 1.2%	2,798 100.0%	1,416
Sussex	243 9.3%	1,886 72.3%	293 11.2%	186 7.1%	2,608 100.0%	1,552
State	834 5.3%	13,358 84.2%	1,160 7.3%	520 3.3%	15,872 100.0%	7,562

DISPOSITIONS

	<u>Jury</u>	<u>Non-Jury</u>	<u>TOTALS</u>
New Castle	0 0.0%	10,224 100.0%	10,224 100.0%
Kent	95 3.5%	2,642 96.5%	2,737 100.0%
Sussex	8 0.3%	2,460 99.7%	2,468 100.0%
State	103 0.7%	15,326 99.3%	15,429 100.0%

PENDING AT END OF YEAR

	<u>Capiases</u>	<u>Other@@</u>	<u>TOTALS</u>
New Castle	738 48.5%	785 51.5%	1,523 100.0%
Kent	44 11.6%	336 88.4%	380 100.0%
Sussex	127 20.9%	481 79.1%	608 100.0%
State	909 36.2%	1,602 63.8%	2,511 100.0%

CHANGE IN PENDING

	<u>Capiases</u>	<u>Other@@</u>	<u>TOTALS</u>
New Castle	- 16	+258	+242
Kent	- 3	+ 64	+ 61
Sussex	+ 27	+113	+140
State	+ 8	+435	+443

*The unit of count in criminal cases is the charge. For example, a defendant brought before the Court on 3 charges would be counted as 3 cases.

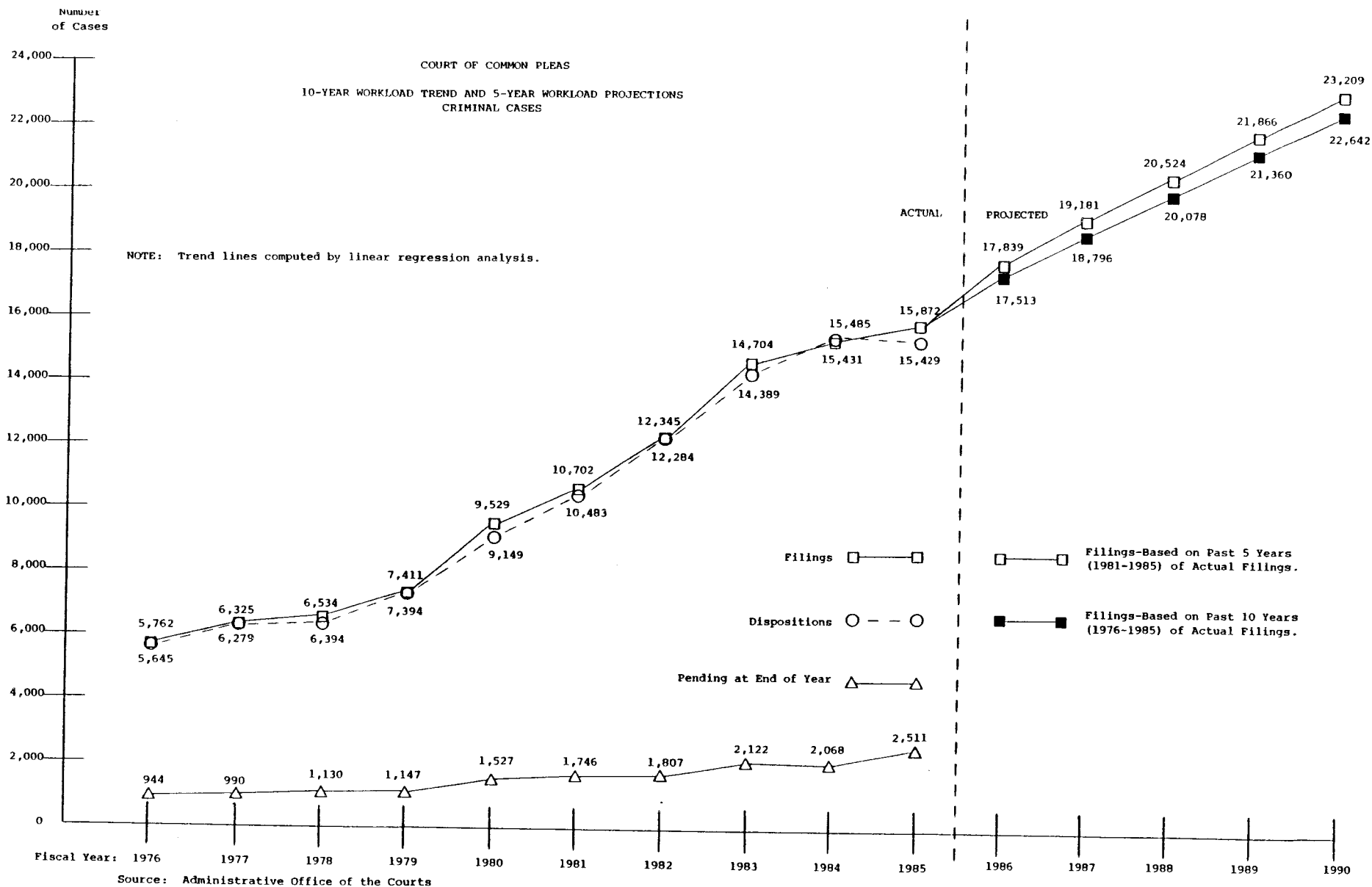
**Charges filed initially in the Court of Common Pleas.

#Charges filed originally in Justice of the Peace Courts which were transferred to the Court of Common Pleas at the option of the defendant.

##Charges originally filed in Justice of the Peace Courts which by statute must be transferred to the Court of Common Pleas.

@Felony charges brought before the Court of Common Pleas for preliminary hearing which are reduced to misdemeanors and pled guilty to.

@@Includes triable cases and first offenders undergoing rehabilitation according to the Driving Under the Influence statute.



COURT OF COMMON PLEAS

FISCAL YEAR 1985
PRESENTENCE OFFICE
WORKLOAD SUMMARY

	<u>Pending 6/30/84</u>	<u>Investigations Ordered</u>	<u>Investigations Completed*</u>	<u>Pending 6/30/85</u>	<u>Change In Pending</u>	<u>% Change In Pending</u>
New Castle	105	382	367	120	+15	+ 14.3%
Kent**	17	47	55	9	- 8	- 47.1%
Sussex**	<u>11</u>	<u>21</u>	<u>19</u>	<u>13</u>	<u>+ 2</u>	<u>+ 18.2%</u>
State	133	450	441	142	+ 9	+ 6.8%

COMPARISON - FISCAL YEARS 1984-1985
PRESENTENCE OFFICE
WORKLOAD

INVESTIGATIONS ORDERED

	<u>1984</u>	<u>1985</u>	<u>Change</u>	<u>% Change</u>
New Castle	455	382	-73	- 16.0%
Kent**	43	47	+ 4	+ 9.3%
Sussex**	<u>31</u>	<u>21</u>	<u>-10</u>	<u>- 32.3%</u>
State	529	450	-79	- 14.9%

INVESTIGATIONS COMPLETED*

	<u>1984</u>	<u>1985</u>	<u>Change</u>	<u>% Change</u>
New Castle	429	367	-62	- 14.5%
Kent**	31	55	+24	+ 77.4%
Sussex**	<u>30</u>	<u>19</u>	<u>-11</u>	<u>- 36.7%</u>
State	490	441	-49	- 10.0%

*An investigation is considered completed when it has been both written and typed or has been otherwise closed (i.e. deceased defendant, motion for new trial granted, etc.).

**Presentence investigations for the Court of Common Pleas in Kent and Sussex Counties are done by the Superior Court Presentence Office.

Source: Court Administrator, Court of Common Pleas; Superior Court Presentence Offices, Kent and Sussex Counties.

COURT OF COMMON PLEAS

FISCAL YEAR 1985
PRESENTENCE OFFICE
PERFORMANCE

	<u>No. of Defendants Sentenced After Presentence Investigation</u>	<u>Average Time From Date Ordered to Date Written</u>	<u>Average Time From Date Written to Date Typed</u>	<u>Average Time From Date Ordered to Date Typed</u>	<u>Average Time From Date Typed to Date Sentenced</u>	<u>Average Time From Date Ordered to Date Sentenced</u>
New Castle	364	24.6 days	0.5 days	25.1 days	2.5 days	27.6 days
Kent	N.A.	N.A.	N.A.	N.A.	N.A.	N.A.
Sussex	<u>N.A.</u>	<u>N.A.</u>	<u>N.A.</u>	<u>N.A.</u>	<u>N.A.</u>	<u>N.A.</u>
State	N.A.	N.A.	N.A.	N.A.	N.A.	N.A.

PRODUCTIVITY

	<u>INVESTIGATIONS</u>			<u>TYPING</u>		
	<u>Number of Investigations Written</u>	<u>Number of Investigators Available</u>	<u>Average Number Completed Per Investigator</u>	<u>Number of Investigations Typed</u>	<u>Number of Typists Available</u>	<u>Average Number Typed Per Typist</u>
New Castle	367	3.2	9.6/mo., 114.7/yr.	367	1.0	30.6/mo., 367.0/yr.
Kent	N.A.	N.A.	N.A.	N.A.	N.A.	N.A.
Sussex	<u>N.A.</u>	<u>N.A.</u>	<u>N.A.</u>	<u>N.A.</u>	<u>N.A.</u>	<u>N.A.</u>
State	N.A.	N.A.	N.A.	N.A.	N.A.	N.A.

N.A. = Not Applicable. This is because presentence investigations for the Court of Common Pleas in Kent County and Sussex County are done by the Superior Court Presentence Office.

Source: Court Administrator, Court of Common Pleas

COURT OF COMMON PLEAS

FISCAL YEAR 1985
CIVIL CASES
WORKLOAD SUMMARY

	<u>Pending 6/30/84</u>	<u>Filings</u>	<u>Dispositions</u>	<u>Pending 6/30/85</u>	<u>Change In Pending</u>	<u>% Change In Pending</u>
New Castle	2,911	2,760	3,129	2,542	-369	-12.7%
Kent	209	451	449	211	+ 2	+ 1.0%
Sussex	<u>231</u>	<u>536</u>	<u>524</u>	<u>243</u>	<u>+ 12</u>	<u>+ 5.2%</u>
State	3,351	3,747	4,102	2,996	-355	-10.6%

COMPARISON - FISCAL YEARS 1984-1985
CIVIL CASES
WORKLOAD

FILINGS

	<u>1984</u>	<u>1985</u>	<u>Change</u>	<u>% Change</u>
New Castle	2,942	2,760	-182	- 6.2%
Kent	531	451	- 80	-15.1%
Sussex	<u>573</u>	<u>536</u>	<u>- 37</u>	<u>- 6.5%</u>
State	4,046	3,747	-299	- 7.4%

DISPOSITIONS

	<u>1984</u>	<u>1985</u>	<u>Change</u>	<u>% Change</u>
New Castle	2,464	3,129	+665	+27.0%
Kent	493	449	- 44	- 8.9%
Sussex	<u>553</u>	<u>524</u>	<u>- 29</u>	<u>- 5.2%</u>
State	3,510	4,102	+592	+16.9%

Source: Court Administrator, Court of Common Pleas

COURT OF COMMON PLEAS

FISCAL YEAR 1985
CIVIL CASES
WORKLOAD BREAKDOWNS

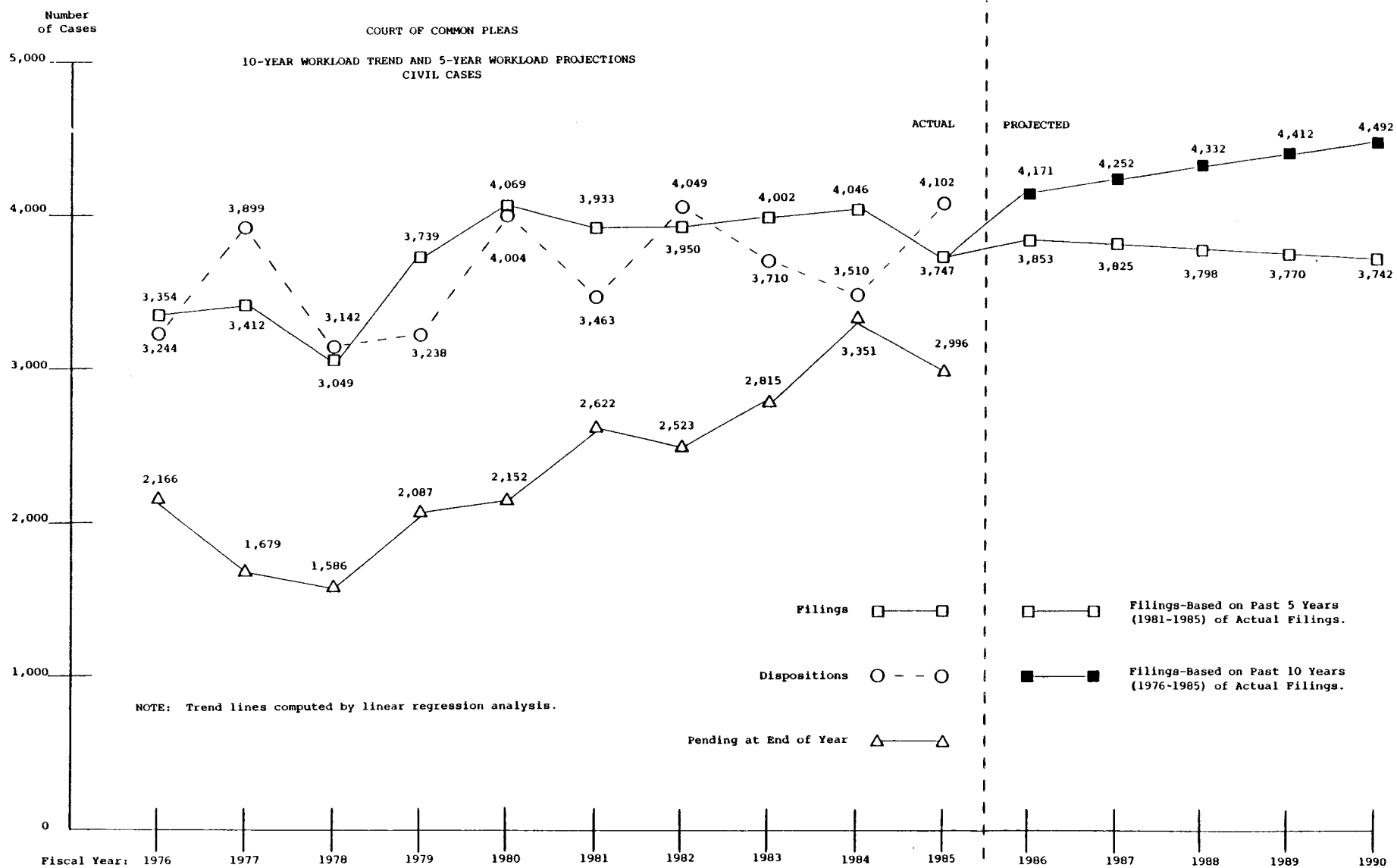
FILINGS

	<u>Complaints</u>		<u>Civil Judgments, Name Changes</u>		<u>TOTALS</u>	
New Castle	2,595	94.0%	165	6.0%	2,760	100.0%
Kent	415	92.0%	36	8.0%	451	100.0%
Sussex	488	91.0%	48	9.0%	536	100.0%
State	3,498	93.4%	249	6.6%	3,747	100.0%

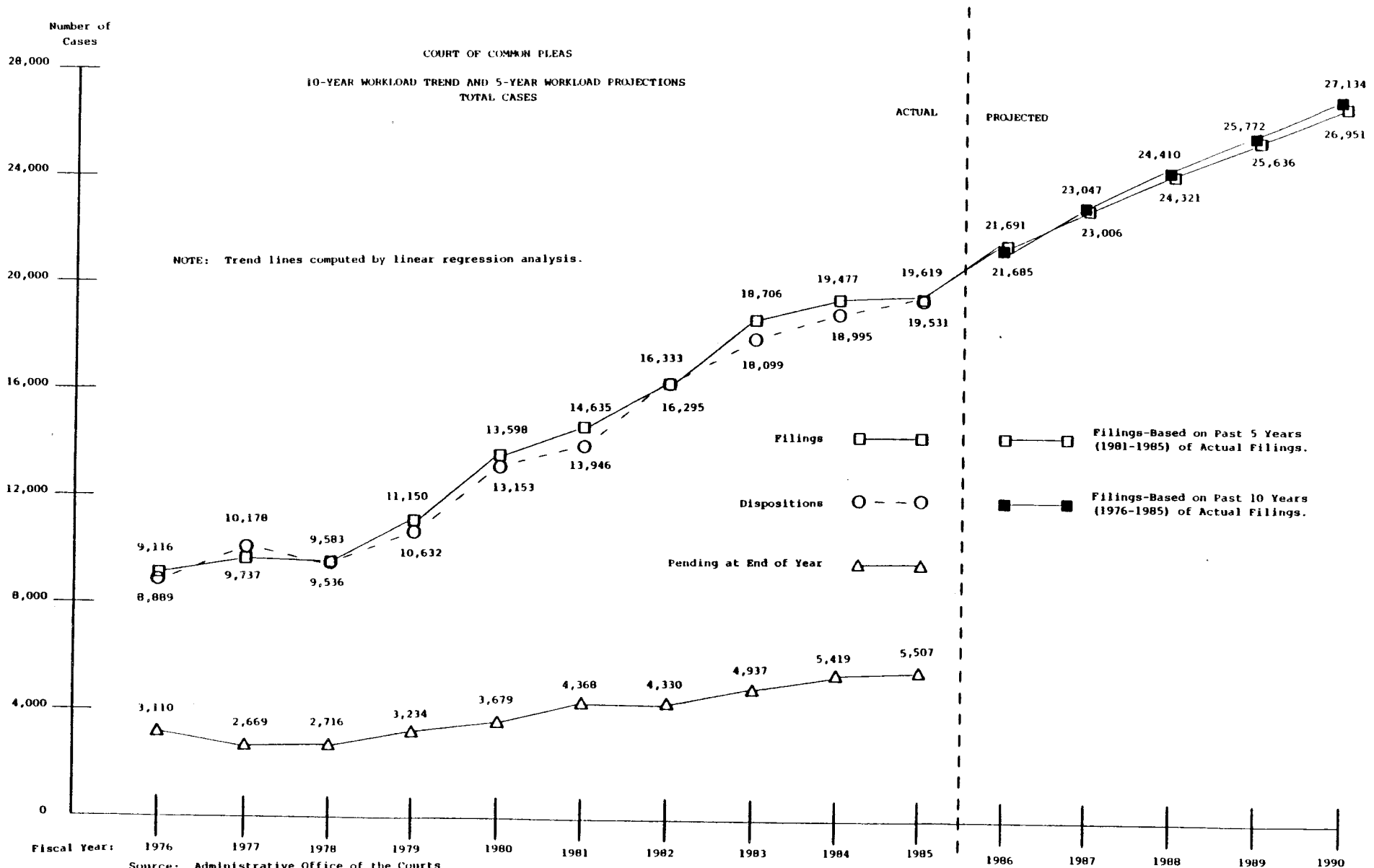
DISPOSITIONS

	<u>By Court</u>		<u>By Counsel</u>		<u>TOTALS</u>	
New Castle	1,121	35.8%	2,008	64.2%	3,129	100.0%
Kent	126	28.1%	323	71.9%	449	100.0%
Sussex	143	27.3%	381	72.7%	524	100.0%
State	1,390	33.9%	2,712	66.1%	4,102	100.0%

Source: Court Administrator, Court of Common Pleas



Source: Administrative Office of the Courts



Municipal Court

Legal Authorization

The Municipal Court of the City of Wilmington is authorized by 10 Delaware Code, Chapter 17.

Geographic Organization

The Court has jurisdiction within the geographic boundaries of Wilmington.

Legal Jurisdiction

Municipal Court has criminal jurisdiction over traffic, misdemeanor, and municipal ordinances concurrent with the Justices of the Peace and the Court of Common Pleas. The Court conducts preliminary hearings for both felonies and drug-related misdemeanors. Jury trials are not available. The Court has a Violations Division which processes all moving and parking citations.

Judges

- Number - There are 3 Judges of the Municipal Court of Wilmington; not more than 2 of the Judges may be members of the same political party.
- Appointment - The Judges are appointed by the Governor, with the approval by the Senate.
- Tenure - Judges are appointed for 12-year terms.
- Qualifications - The Judges must be licensed to practice law in the State of Delaware for 5 years preceding appointment.

Support Personnel

The Chief Judge of the Municipal Court appoints a Chief Clerk who may in turn appoint Deputies.

Caseload Trend

There were 11,841 criminal cases filed in Municipal Court during FY 1985, which was 8.4% more than the 10,922 criminal filings during FY 1984. The 11,386 criminal dispositions in FY 1985, an increase of 846 dispositions from the 10,540 criminal dispositions in FY 1984, was a percentage change of +8.0%.

The totals for traffic cases fell slightly during FY 1985 from the traffic filing and disposition totals in FY 1984. Filings fell by 1.2% from 15,737 in FY 1984 to 15,555 in FY 1985, a decrease of 182 filings. Dispositions in traffic cases fell as well, down from 15,372 in FY 1984 to 15,086 in FY 1985. This decrease of 286 dispositions resulted in a percentage change of -1.9%.

The increase in criminal filings was greater than the rise in criminal dispositions during FY 1985, which was a cause for a rise in criminal pending. The 1,751 criminal pending was up by 455 cases from the 1,296 pending at the end of FY 1984, a jump of 35.1%. A similar increase in traffic pending from 1,002 at the end of FY 1984 to 1,471 at the end of FY 1985 resulted in FY 1985. The 46.8% increase in traffic pending was an increase of 469 cases during FY 1985, due in part to a smaller decrease in traffic filings during FY 1985 than in traffic dispositions during the same time.

Totals for both filings and dispositions increased in FY 1985. Total filings increased by 2.8% from 26,659 in FY 1984 to 27,396 in FY 1985. Total dispositions rose by 2.2% from 25,912 in FY 1984 to 26,472 in FY 1985. The result was a rise in year's end pending of 40.2%, from 2,298 at the end of FY 1984 to 3,222 at the end of FY 1985.

MUNICIPAL COURT
Court House
1000 King Street
Wilmington, Delaware 19801
(571-4530)

JUDICIARY

Chief Judge

Hon. Alfred R. Fraczkowski (R, 8/7/93)
Karen A. Brandenberger, Executive Secretary
(571-4550)

Associate Judges

Hon. Carl Goldstein (R, 6/30/94)
Joyce Vietri, Secretary
(571-4551)
Hon. Leonard L. Williams (D, 6/4/78)
(571-4551)

MUNICIPAL COURT

SUPPORT PERSONNEL

Court Commissioners

T. Roger Barton, Clerk of Court
(571-4534)

Richard O. Douglas
(571-4540)

Furio R. Casale
(571-4540)

Lawrence L. Fitchett
(571-4540)

Nancy L. Clark
(571-4540)

Carolyn A. Carroll, Secretary
(571-4534)

Law Clerks

Veronica Boccl

Process Service

Steven Jonkiert

Bailiffs

David L. Dempsey

Gerald Nolan

Cornelius Morris

Lucy Gomez

Criminal Clerical Staff

Josephine Smulski

Kathy Holstein

Mary E. Devine

Diane DeCusatis

Debra Gibbs

Evelyn M. Smith

Traffic Violation Staff

Shirley Cohen

Carolyn Sylvester

Ann Collins

Kimberly Betz

MUNICIPAL COURT

FISCAL YEAR 1985
WORKLOAD SUMMARY*

	<u>Pending 6/30/84</u>	<u>Filings</u>	<u>Dispositions</u>	<u>Pending 6/30/85</u>	<u>Change In Pending</u>	<u>% Change In Pending</u>
Criminal	1,296	11,841	11,386	1,751	+455	+35.1%
Traffic	<u>1,002</u>	<u>15,555</u>	<u>15,086</u>	<u>1,471</u>	<u>+469</u>	<u>+46.8%</u>
TOTALS	2,298	27,396	26,472	3,222	+924	+40.2%

COMPARISON - FISCAL YEARS 1984-1985
WORKLOAD*FILINGS

	<u>1984</u>	<u>1985</u>	<u>Change</u>	<u>% Change</u>
Criminal	10,922	11,841	+ 919	+ 8.4%
Traffic	<u>15,737</u>	<u>15,555</u>	- 182	- 1.2%
TOTALS	26,659	27,396	+ 737	+ 2.8%

DISPOSITIONS

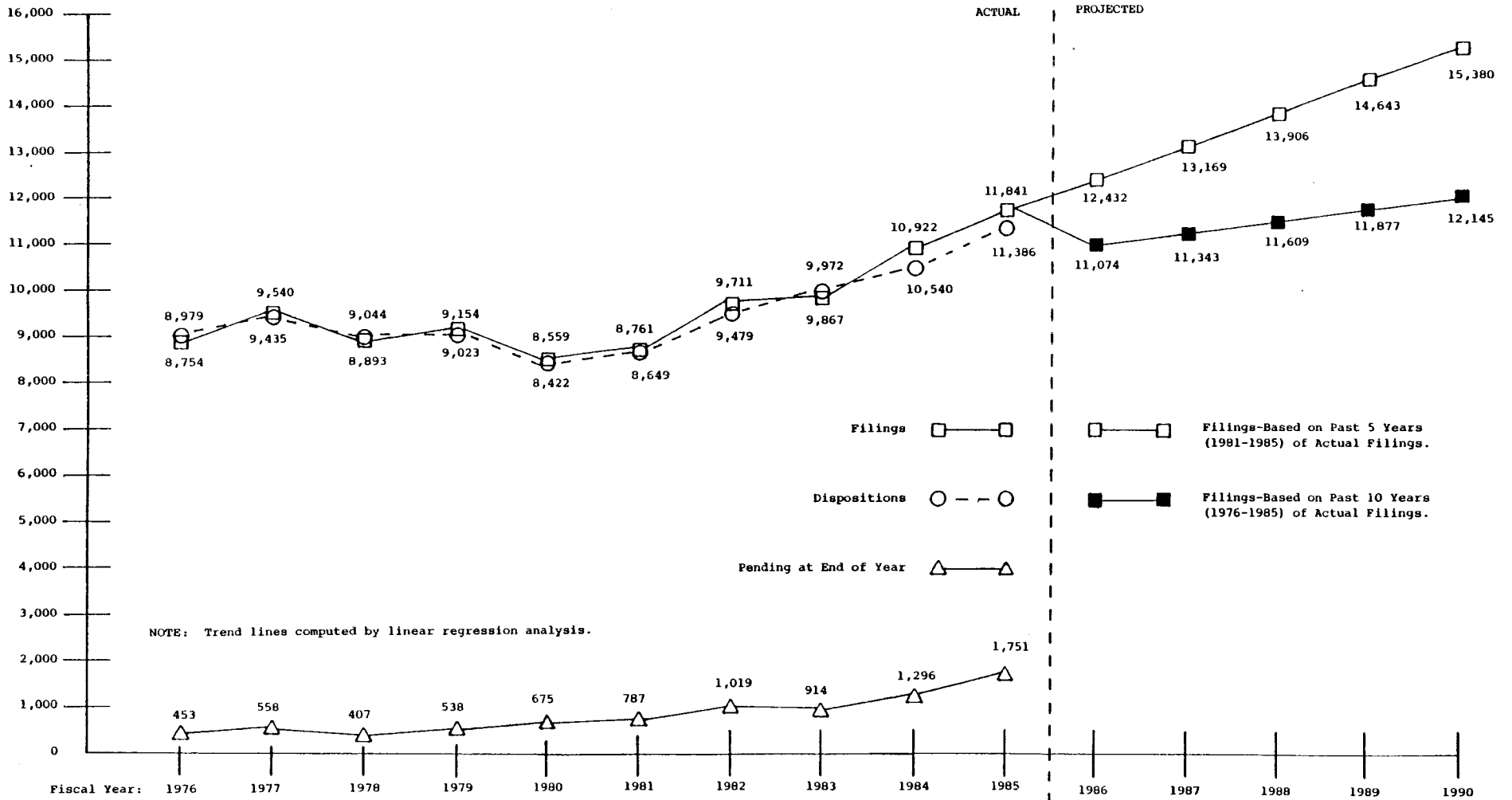
	<u>1984</u>	<u>1985</u>	<u>Change</u>	<u>% Change</u>
Criminal	10,540	11,386	+ 846	+ 8.0%
Traffic	<u>15,372</u>	<u>15,086</u>	- 286	- 1.9%
TOTALS	25,912	26,472	+ 560	+ 2.2%

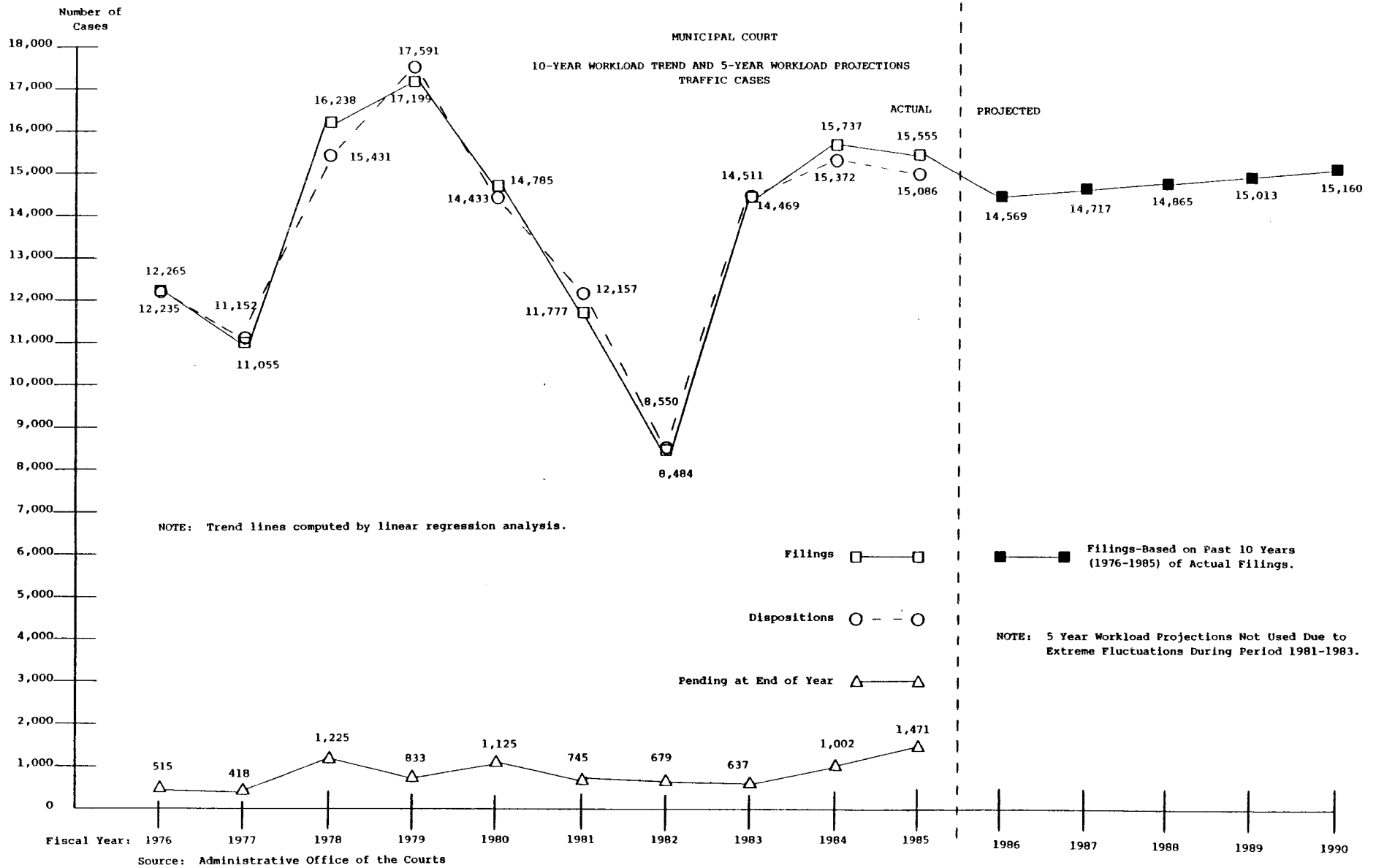
*The unit of count in Municipal Court is the charge. For example, a defendant brought before the Court on 3 charges would be counted as 3 cases.

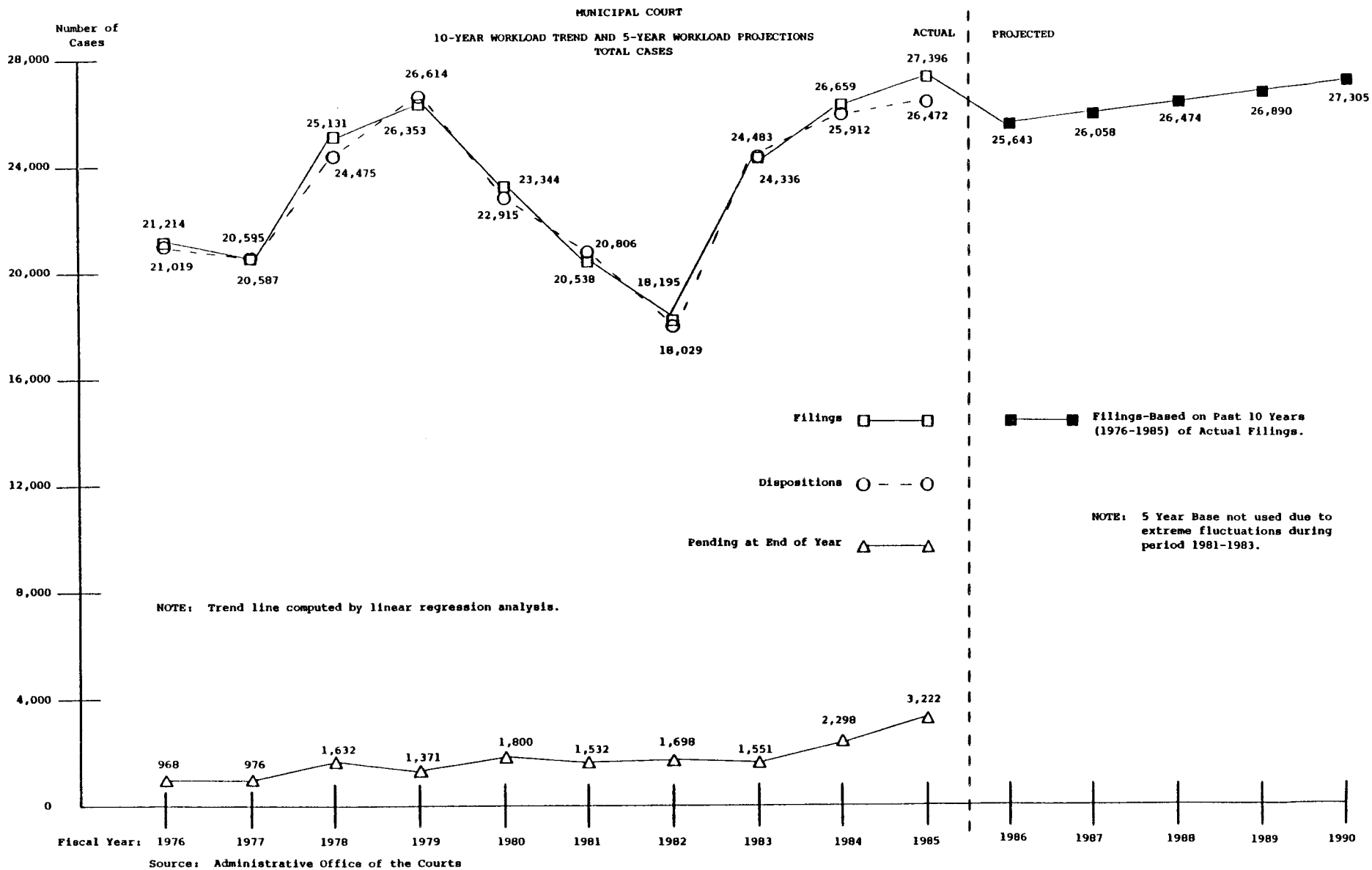
Source: Chief Court Commissioner, Municipal Court

MUNICIPAL COURT

10-YEAR WORKLOAD TREND AND 5-YEAR WORKLOAD PROJECTIONS
CRIMINAL CASES







Justice of the Peace Courts

Legal Authorization

The Justice of the Peace Courts are authorized by the Constitution of Delaware, Article IV, Section I.

Geographic Organization

The jurisdiction of the Courts is statewide and sessions are held throughout the State. 19 Courts are currently operating, 8 in New Castle County, 4 in Kent County, and 7 in Sussex County.

Legal Jurisdiction

The Justice of the Peace Courts have jurisdiction over civil cases in which the amount in controversy does not exceed \$2,500. JP Courts are authorized to hear certain misdemeanors and most motor vehicle cases (excluding felonies) and may act as committing magistrates for all crimes. Since Justice of the Peace Courts are not courts of record, appeals may be taken de novo to Superior Court. The subject matter jurisdiction of the Justice of the Peace Courts is shared with the Court of Common Pleas.

Justices of the Peace

The Delaware Code authorizes a maximum of 53 Justices of the Peace, 24 in New Castle County, 12 in Kent County, and 17 in Sussex County. Magistrates are appointed by the Governor with Senate confirmation for four-year terms. A Justice of the Peace must be at least 21 years of age and a resident of the State of Delaware and the county in which he serves. In addition to the 53 Justices of the Peace, the Governor appoints a Chief Magistrate, subject to Senate confirmation.

Support Personnel

An Administrator, two administrative officers, and a fiscal administrative officer help the Chief Magistrate direct the JP Courts on a day-to-day basis. The State provides clerks of the court, constables, presentence officers, and other personnel for the courts.

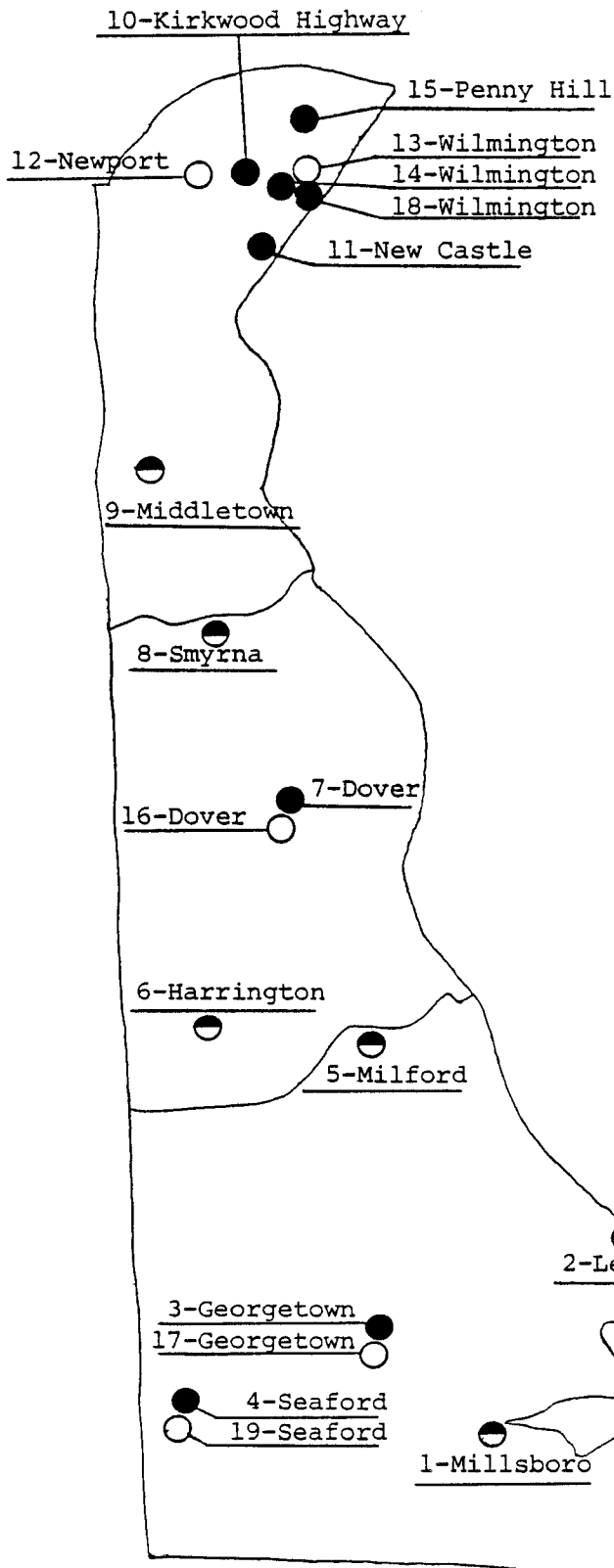
Caseload Trend

The total of 172,086 cases filed during FY 1985 in the JP Courts is 3.3% less than the 177,731 filings in FY 1984. This is the first time in seven fiscal years in which total filings fell. The 1.0% decrease in total dispositions from an amended total of 176,376 in FY 1984 to 174,646 in FY 1985 is the first decrease in total dispositions in seven years.

There was a 5.7% decrease in criminal filings from 156,925 in FY 1984 to 147,922 in FY 1985. Criminal dispositions decreased by 4.2% to 148,631 in FY 1985 from the amended total of 155,093 in FY 1984. Criminal pending fell by 16.2% from an amended 4,389 at the end of FY 1984 to 3,680 at the end of FY 1985.

There was an all-time high of 24,164 civil filings in FY 1985, 16.1% above the past high of 20,806 set in FY 1984. The all-time high of 21,283 civil dispositions set in FY 1984 also fell with civil dispositions increasing by 22.3% to 26,015 in FY 1985. The large increase in dispositions led to a 21.0% decrease in civil pending from the amended total of 8,803 at the end of FY 1984 to 6,952 at the end of FY 1985.

JUSTICE OF THE PEACE COURTS IN DELAWARE



KEY

- Criminal and Traffic Court
- Civil Court
- ◐ Criminal, Traffic, and Civil Court

JUSTICE OF THE PEACE COURTS

<u>Court</u>	<u>Location</u>	<u>Hours Open</u>	<u>Total Hours Open Per Week</u>	<u>Jurisdiction</u>
<u>New Castle County</u>				
Court 9	Middletown	M, Tu, Th, F 8AM-4PM; W Noon-8PM	40	Criminal & Civil
Court 10	Kirkwood Highway	7 Days Per Week, 8AM-Midnight	112	Criminal
Court 11	New Castle	24 Hours Per Day, 7 Days Per Week	168	Criminal
Court 12	Newport	M-F 8:30AM-4:30PM	40	Civil
Court 13	Wilmington	M-F 8:30AM-4:30PM	40	Civil
Court 14	Wilmington	M-F 8:30AM-4:30PM	40	Criminal
Court 15	Penny Hill	M, Sat 8AM-4PM; Tu-F 8AM-Midnight	80	Criminal
Court 18	Wilmington	M-F 9AM-5PM	40	Criminal
<u>Kent County</u>				
Court 6	Harrington	M, Sat 8AM-4PM; Tu-F 8AM-Midnight	80	Criminal & Civil
Court 7	Dover	24 Hours Per Day, 7 Days Per Week	168	Criminal
Court 16	Dover	M-F 8:30AM-4:30PM	40	Civil
Court 8	Smyrna	M-F 8AM-4PM	40	Criminal & Civil
<u>Sussex County</u>				
Court 1	Millsboro	M-F 9AM-5PM	40	Criminal & Civil
Court 2	Lewes	M, Tu 8AM-4PM; W-Sat 8AM-Midnight	80	Criminal & Civil
Court 3	Georgetown	24 Hours Per Day, 7 Days Per Week	168	Criminal
Court 17	Georgetown	M-F 8AM-4PM	40	Civil
Court 4	Seaford	M-Sat 8AM-Midnight	96	Criminal
Court 19	Seaford	M-F 8AM-4PM	40	Civil
Court 5	Milford	M-F 8AM-4PM	40	Criminal & Civil

JUSTICE OF THE PEACE COURTS

JUDICIARY

Chief Magistrate

Hon. Norman A. Barron (6/20/88)
Pamela A. Nagle, Secretary

New Castle County

Deputy Chief Magistrate

Hon. Morris Levenberg (6/30/89)

Kent County

Deputy Chief Magistrate

Hon. Russell T. Rash (6/30/85)

Sussex County

Deputy Chief Magistrate

Hon. William J. Hopkins, Jr. (4/19/86)
Hon. Thomas J. Orr (6/20/86)

New Castle County

Justices of the Peace

Hon. Andrew G. Ahern, Jr. (6/27/88)
Hon. Richard L. Brandenburg (6/30/86)
Hon. William W. Brittingham (6/20/89)
Hon. Ronald E. Cheeseman (5/22/88)
Hon. Joseph F. Desmond (1/28/86)
Hon. Mable M. English (6/22/83)
Hon. Barabra C. Hughes (6/30/89)
Hon. Lorin P. Hunt (6/27/88)
Hon. Virginia W. Johnson (6/30/86)
Hon. Vivian K. Kleinman (5/31/87)
Hon. Ann A. Lewis (5/10/87)
Hon. Edwin L. Lord, Jr. (6/30/89)
Hon. Kathleen C. Lucas (6/30/89)
Hon. Ruth P. Malm (1/11/81)
Hon. John P. McLaughlin (5/22/88)
Hon. Marc P. Niedzielski (6/1/84)
Hon. Edward M. Poling (6/30/89)
Hon. William S. Rowe, Jr. (6/27/88)
Hon. David R. Skelley (6/30/89)
Hon. Rosalie O. Sullivan (8/5/88)
Hon. Rosalind Toulson (6/2/87)
Hon. John H. Wilding (9/29/84)
Vacant

Kent County

Justices of the Peace

Hon. Ernst M. Arndt (6/30/89)
Hon. Margret L. Barrett (6/29/86)
Hon. Helen M. Brandt (6/20/86)
Hon. George W. Kershner, III (6/30/86)
Hon. Joseph A. Knussman (6/22/87)
Hon. Ellis B. Parrott (6/10/86)
Hon. Agnes E. Pennella (7/19/87)
Hon. Alice W. Stark (9/1/89)
Hon. Charles M. Stump (6/5/88)
Hon. Wallace P. Wootten (5/9/78)
Vacant

Sussex County

Justices of the Peace

Hon. Sheila A. Blakely (7/19/87)
Hon. William A. Booth (7/1/86)
Hon. Francis G. Charles (9/30/89)
Hon. Richard D. Comly (8/28/89)
Hon. Edward G. Davis (7/2/87)
Hon. Jeffrey W. Hague (7/1/88)
Hon. Robert F. Handy (6/5/88)
Hon. Thomas W. Hutson (6/27/87)
Hon. Howard W. Mulvaney, III (7/19/87)
Hon. Almetia J. Murray (7/1/86)
Hon. William F. Plack, Jr. (6/20/86)
Hon. Horace W. Short (5/29/88)
Hon. Abigayle E. Truitt (7/2/87)
Hon. Walter J. Godwin (6/30/88)
Hon. Edward G. Pollard, Jr. (6/30/88)

JUSTICE OF THE PEACE COURTS

SUPPORT PERSONNEL

NEW CASTLE COUNTY

Administrative Office
61 Christiana Road
New Castle, DE 19720
(323-4530)

Administrator
Michael E. McLaughlin
Anne Amalfitano, Secretary

Administrative Officers
Thomas W. Nagle
Mary E. Cooper
Christine Hojnicky, Clerk

Fiscal Administrative Officer
Earl Shockley

Administrative Assistant
Sandra L. Coleman

COURT 9
18 South Broad Street
Middletown, DE 19709
(571-2499)

Clerk of the Court
Agnes B. Thompson

KENT COUNTY

COURT 6
Post Office Box 3
Route 13
Harrington, DE 19952
(736-4558)

Clerk of the Court
Betty Pleasanton

SUSSEX COUNTY

COURT 1
Post Office Box 192
Route 113
Millsboro, DE 19966
(856-5443)

Clerk of the Court
Margaret Ross

SUPPORT PERSONNEL (CONTINUED)

NEW CASTLE COUNTY

COURT 10
2207 St. James Church Road
Wilmington, DE 19808
(995-8640)

Clerk of the Court
Caroline F. Pini

Presentence Officer
Hazel Plant

COURT 11
61 Christiana Road
New Castle, DE 19720
(323-4450)

Clerk of the Court
Nancy Snipes

COURT 12
1500 East Newport Pike
Wilmington, DE 19804
(571-2561)

Clerk of the Court
Ann Marie Ellingsworth

KENT COUNTY

COURT 7
Post Office Box 1081
Railroad and Loockerman Streets
Dover, DE 19901
(736-4554)

Clerk of the Court
Marjorie Nolette

Presentence Officer
Monika Rash

COURT 8
115 East North Street
Smyrna, DE 19977
(736-4556)

Clerk of the Court
Ruth Porter

COURT 16
Post Office Box 1081
Railroad and Loockerman Streets
Dover, DE 19901
(736-4316)

Clerk of the Court
Evelyn Webb

SUSSEX COUNTY

COURT 2
Post Office Box 492
Route 9
Lewes, DE 19958
(856-5323)

Clerk of the Court
Joanne R. Ash

COURT 3
Post Office Box 605
Route 113
Georgetown, DE 19947
(856-5448)

Clerk of the Court
Barbara E. Adams

Presentence Officer
Wanda Black

COURT 4
Post Office Box 718
817 Norman Eskridge Highway
Seaford, DE 19973
(856-5324)

Clerk of the Court
Mary Lee Lowe

NEW CASTLE COUNTY

COURT 13
Elbert N. Carvel Delaware State Building
820 North French Street
Wilmington, DE 19801
(571-2550)

Clerk of the Court
Claire Lucas

COURT 14
Elbert N. Carvel Delaware State Building
820 North French Streets
Wilmington, DE 19801
(571-2552)

Clerk of the Court
Margaret Kenney

COURT 15
716 Philadelphia Pike
Wilmington, DE 19809
(571-2493)

Clerk of the Court
Geraldine McLaughlin

COURT 18
Multi-Purpose Criminal Justice Facility
Post Office Box 9279
1301 East 12th Street
Wilmington, DE 19809
(429-7740)

Clerk of the Court
Edna Conner

NEW CASTLE COUNTY CAPIAS CONTROL CENTER
Justice of the Peace Court No. 11
61 Christiana Road
New Castle, DE 19720
(323-4451)

Clerk of the Court
Gaile Kerrigan

KENT COUNTY

KENT COUNTY CAPIAS CONTROL CENTER
Justice of the Peace Court No. 7
Post Office Box 1081
Railroad and Loockerman Streets
Dover, DE 19901
(736-4353)

Clerk of the Court
Rella Goodson

SUSSEX COUNTY

COURT 5
Post Office Box 254
248 South Rehoboth Boulevard
Milford, DE 19963
(856-5227)

Clerk of the Court
Leah Betts

COURT 17
Post Office Box 605
Route 113
Georgetown, DE 19947
(856-5577)

Clerk of the Court
Wanda Abbott

COURT 19
Post Office Box 718
817 Norman Eskridge Highway
Seaford, DE 19973
(856-5636)

Clerk of the Court
Ida Mae Friedel

SUSSEX COUNTY CAPIAS CONTROL CENTER
Justice of the Peace Court No. 3
Post Office Box 605
Route 113
Georgetown, DE 19947
(856-5222)

Clerk of the Court
Shirley Johnson

JUSTICE OF THE PEACE COURTS

FISCAL YEAR 1985
CRIMINAL AND TRAFFIC CASES*
WORKLOAD SUMMARY

	<u>Pending 6/30/84</u>	<u>Filings</u>	<u>Dispositions</u>	<u>Pending 6/30/85</u>	<u>Change In Pending</u>	<u>% Change In Pending</u>
<u>New Castle County</u>						
Court 9	11	3,034	3,039	6	- 5	- 45.5%
Court 10	114	20,496	20,475	135	+ 21	+ 18.4%
Court 11	2,195#	35,949	37,238	906	-1,289	- 58.7%
Court 14**	0	0	0	0	0	-
Court 15	0	14,052	14,052	0	0	-
Court 18	0	3,545	3,545	0	0	-
<u>Kent County</u>						
Court 6	1	4,346	4,347	0	- 1	-100.0%
Court 7	268	22,189	22,127	330	+ 62	+ 23.1%
Court 8	190	3,086	3,095	181	- 9	- 4.7%
<u>Sussex County</u>						
Court 1	2	2,478	2,475	5	+ 3	+150.0%
Court 2	1,340	12,071	11,652	1,759	+ 419	+ 31.3%
Court 3	179	11,682	11,664	197	+ 18	+ 10.1%
Court 4	72	11,975	11,948	99	+ 27	+ 37.5%
Court 5	<u>17</u>	<u>3,019</u>	<u>2,974</u>	<u>62</u>	<u>+ 45</u>	<u>+264.7%</u>
State	4,389#	147,922	148,631	3,680	- 709	- 16.2%

*The unit of count for criminal and traffic cases is the charge. For example, a defendant brought before a court on 3 charges would be counted as 3 cases.

**Court 14 is used to handle some driving under the influence, fugitive warrant, and other cases which are included in the totals for other courts.

#Amended from 1984 Annual Report.

Source: Chief Magistrate's Office, Justice of the Peace Courts

FISCAL YEAR 1985
CRIMINAL AND TRAFFIC CASES*
WORKLOAD BREAKDOWNS

FILINGS

	<u>Title 7</u> <u>Fish/Game</u>	<u>Title 11</u> <u>Criminal</u>	<u>Title 21</u> <u>Traffic</u>	<u>Miscellaneous</u>	<u>TOTALS</u>
<u>New Castle County</u>					
Court 9	192 6.3%	83 2.7%	2,715 89.5%	44 1.5%	3,034 100.0%
Court 10	382 1.9%	3,253 15.9%	15,468 75.5%	1,393 6.8%	20,496 100.0%
Court 11	360 1.0%	8,066 22.4%	24,526 68.2%	2,997 8.3%	35,949 100.0%
Court 14**	0 -	0 -	0 -	0 -	0 -
Court 15	160 1.1%	1,116 7.9%	12,776 90.9%	0 0.0%	14,052 100.0%
Court 18	0 0.0%	2,826 79.7%	272 7.7%	447 12.6%	3,545 100.0%
<u>Kent County</u>					
Court 6	15 0.4%	626 14.4%	3,583 82.4%	122 2.8%	4,346 100.0%
Court 7	318 1.4%	3,694 16.6%	17,185 77.4%	992 4.5%	22,189 100.0%
Court 8	54 1.8%	448 14.5%	2,422 78.5%	162 5.3%	3,086 100.0%
<u>Sussex County</u>					
Court 1	92 3.7%	210 8.5%	2,112 85.2%	64 2.6%	2,478 100.0%
Court 2	91 0.7%	625 5.2%	11,211 92.9%	144 1.2%	12,071 100.0%
Court 3	57 0.5%	4,102 35.1%	7,257 62.1%	266 2.3%	11,682 100.0%
Court 4	52 0.4%	1,336 11.2%	10,466 87.4%	121 1.0%	11,975 100.0%
Court 5	<u>23 0.8%</u>	<u>623 20.6%</u>	<u>2,266 75.1%</u>	<u>107 3.5%</u>	<u>3,019 100.0%</u>
State	1,796 1.2%	27,008 18.3%	112,259 75.9%	6,859 4.6%	147,922 100.0%

*The unit of count for criminal and traffic cases is the charge. For example, a defendant brought before a court on 3 charges would be counted as 3 cases.

**Court 14 is used to handle some driving under the influence, fugitive warrant, and other cases which are included in the totals for other courts.

Source: Chief Magistrate's Office, Justice of the Peace Courts

JUSTICE OF THE PEACE COURTS

FISCAL YEAR 1985
CRIMINAL AND TRAFFIC CASES*
WORKLOAD BREAKDOWNS (CONTINUED)

DISPOSITIONS

	<u>Title 7</u> <u>Fish/Game</u>	<u>Title 11</u> <u>Criminal</u>	<u>Title 21</u> <u>Traffic</u>	<u>Miscellaneous</u>	<u>TOTALS</u>
<u>New Castle County</u>					
Court 9	189 6.2%	78 2.6%	2,722 89.6%	50 1.6%	3,039 100.0%
Court 10	395 1.9%	3,201 15.6%	15,537 75.9%	1,342 6.6%	20,475 100.0%
Court 11	351 0.9%	8,516 22.9%	25,319 68.0%	3,052 8.2%	37,238 100.0%
Court 14**	0 -	0 -	0 -	0 -	0 -
Court 15	160 1.1%	1,116 7.9%	12,776 90.9%	0 0.0%	14,052 100.0%
Court 18	0 0.0%	2,826 79.7%	272 7.7%	447 12.6%	3,545 100.0%
<u>Kent County</u>					
Court 6	15 0.4%	626 14.4%	3,584 82.4%	122 2.8%	4,347 100.0%
Court 7	315 1.4%	3,691 16.7%	17,129 77.4%	992 4.5%	22,127 100.0%
Court 8	55 1.8%	448 14.5%	2,430 78.5%	162 5.2%	3,095 100.0%
<u>Sussex County</u>					
Court 1	92 3.7%	209 8.4%	2,110 85.3%	64 2.6%	2,475 100.0%
Court 2	83 0.7%	565 4.9%	10,862 93.2%	142 1.2%	11,652 100.0%
Court 3	57 0.5%	4,084 35.0%	7,260 62.2%	263 2.3%	11,664 100.0%
Court 4	52 0.4%	1,331 11.1%	10,442 87.4%	123 1.0%	11,948 100.0%
Court 5	26 0.9%	611 20.5%	2,225 74.8%	112 3.8%	2,974 100.0%
State	1,790 1.2%	27,302 18.4%	112,668 75.8%	6,871 4.6%	148,631 100.0%

*The unit of count for criminal and traffic cases is the charge. For example, a defendant brought before a court on 3 charges would be counted as 3 cases.

**Court 14 is used to handle some driving under the influence, fugitive warrant, and other cases which are included in the totals for other courts.

Source: Chief Magistrate's Office, Justice of the Peace Courts

JUSTICE OF THE PEACE COURTS

FISCAL YEAR 1985
CRIMINAL AND TRAFFIC CASES*
WORKLOAD BREAKDOWNSCHANGE IN PENDING

	<u>Title 7</u> <u>Fish/Game</u>	<u>Title 11</u> <u>Criminal</u>	<u>Title 21</u> <u>Traffic</u>	<u>Miscellaneous</u>	<u>TOTALS</u>
<u>New Castle County</u>					
Court 9	+ 3	+ 5	- 7	- 6	- 5
Court 10	- 13	+ 52	- 69	+ 51	+ 21
Court 11	+ 9	-450	-793	- 55	-1,289
Court 14**	0	0	0	0	0
Court 15	0	0	0	0	0
Court 18	0	0	0	0	0
<u>Kent County</u>					
Court 6	0	0	- 1	0	- 1
Court 7	+ 3	+ 3	+ 56	0	+ 62
Court 8	- 1	0	- 8	0	- 9
<u>Sussex County</u>					
Court 1	0	+ 1	+ 2	0	+ 3
Court 2	+ 8	+ 60	+349	+ 2	+ 419
Court 3	0	+ 18	- 3	+ 3	+ 18
Court 4	0	+ 5	+ 24	- 2	+ 27
Court 5	- 3	+ 12	+ 41	- 5	+ 45
State	+ 6	-294	-409	- 12	- 709

*The unit of count for criminal and traffic cases is the charge. For example, a defendant brought before a court on 3 charges would be counted as 3 cases.

**Court 14 is used to handle some driving under the influence, fugitive warrant, and other cases which are included in the totals for other courts.

Source: Chief Magistrate's Office, Justice of the Peace Courts

JUSTICE OF THE PEACE COURTS

FISCAL YEAR 1985
CRIMINAL AND TRAFFIC CASES*
TYPES OF DISPOSITIONS

	<u>By Mail-In Fine</u>	<u>By Court Appearance</u>	<u>By Counsel Appearance</u>	<u>TOTALS</u>
<u>New Castle County</u>				
Court 9	2,495 82.1%	457 15.0%	87 2.9%	3,039 100.0%
Court 10	10,590 51.7%	9,271 45.3%	614 3.0%	20,475 100.0%
Court 11	14,717 39.5%	21,537 57.8%	984 2.6%	37,238 100.0%
Court 14**	0 -	0 -	0 -	0 -
Court 15	6,891 49.0%	7,161 51.0%	0 0.0%	14,052 100.0%
Court 18	0 0.0%	3,545 100.0%	0 0.0%	3,545 100.0%
<u>Kent County</u>				
Court 6	3,166 72.8%	1,159 26.7%	22 0.5%	4,347 100.0%
Court 7	11,499 52.0%	10,183 46.0%	445 2.0%	22,127 100.0%
Court 8	1,992 64.4%	1,059 34.2%	44 1.4%	3,095 100.0%
<u>Sussex County</u>				
Court 1	1,753 70.8%	709 28.6%	13 0.5%	2,475 100.0%
Court 2	8,250 70.8%	3,402 29.2%	0 0.0%	11,652 100.0%
Court 3	4,049 34.7%	7,615 65.3%	0 0.0%	11,664 100.0%
Court 4	7,465 62.5%	4,483 37.5%	0 0.0%	11,948 100.0%
Court 5	<u>932 31.3%</u>	<u>1,981 66.6%</u>	<u>61 2.1%</u>	<u>2,974 100.0%</u>
State	73,799 49.7%	72,562 48.8%	2,270 1.5%	148,631 100.0%

*The unit of count for criminal and traffic cases is the charge. For example, a defendant brought before a court on 3 charges would be counted as 3 cases.

**Court 14 is used to handle some driving under the influence, fugitive warrant, and other cases which are included in the totals for other courts.

Source: Chief Magistrate's Office, Justice of the Peace Courts

JUSTICE OF THE PEACE COURTS

COMPARISON - FISCAL YEARS 1984-1985
CRIMINAL AND TRAFFIC CASES*
WORKLOAD

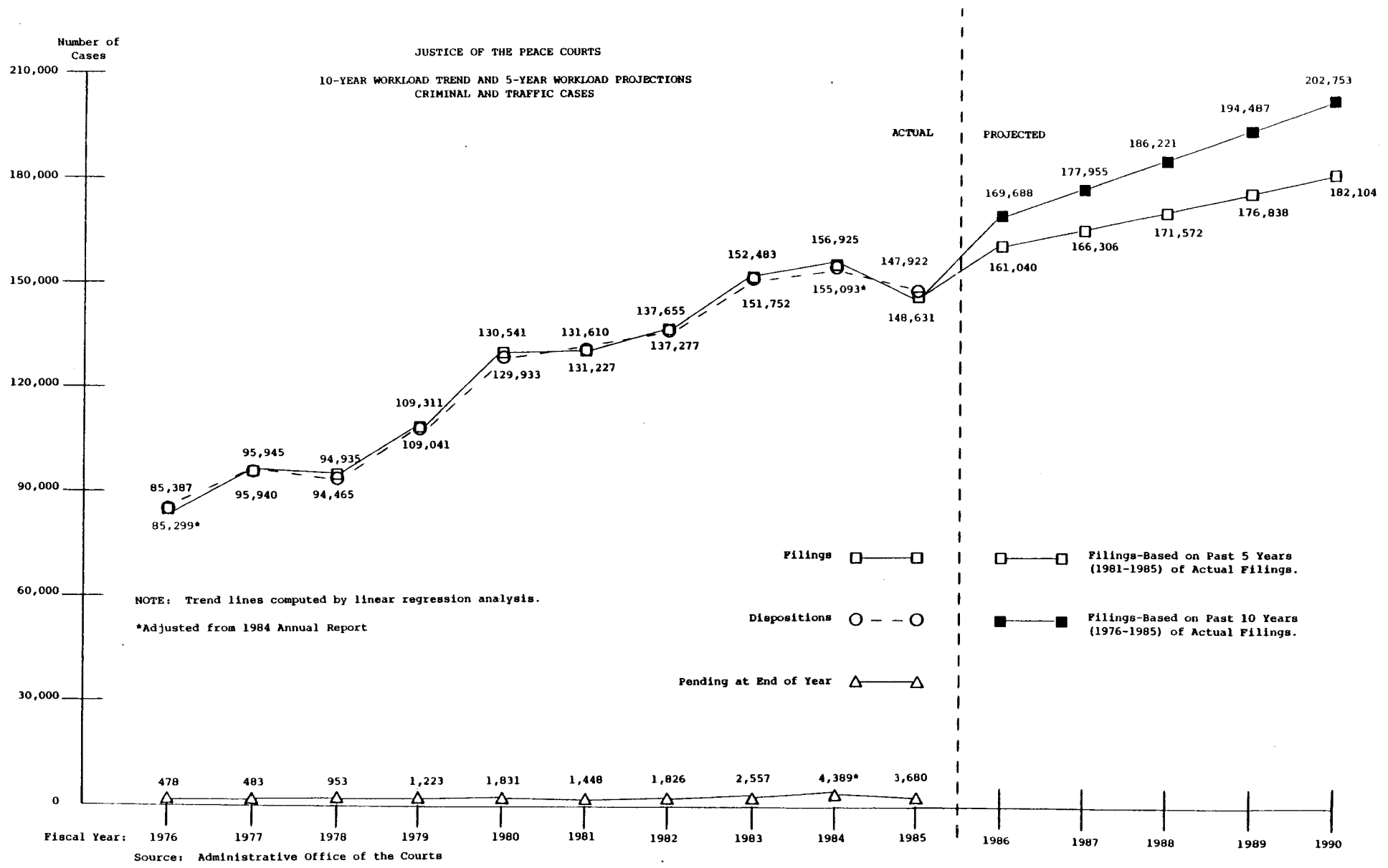
	<u>FILINGS</u>				<u>DISPOSITIONS</u>			
	<u>1984</u>	<u>1985</u>	<u>Change</u>	<u>% Change</u>	<u>1984</u>	<u>1985</u>	<u>Change</u>	<u>% Change</u>
<u>New Castle County</u>								
Court 9	4,598	3,034	-1,564	-34.0%	4,598	3,039	-1,559	-33.9%
Court 10	21,935	20,496	-1,439	- 6.6%	21,980	20,475	-1,505	- 6.8%
Court 11	34,978	35,949	+ 971	+ 2.8%	33,525#	37,238	+3,713	+11.1%
Court 14**	0	0	0	-	0	0	0	-
Court 15	16,865	14,052	-2,813	-16.7%	16,865	14,052	-2,813	-16.7%
Court 18	3,769	3,545	- 224	- 5.9%	3,769	3,545	- 224	- 5.9%
<u>Kent County</u>								
Court 6	5,291	4,346	- 945	-17.9%	5,292	4,347	- 945	-17.9%
Court 7	24,292	22,189	-2,103	- 8.7%	24,247	22,127	-2,120	- 8.7%
Court 8	2,980	3,086	+ 106	+ 3.6%	2,982	3,095	+ 113	+ 3.8%
<u>Sussex County</u>								
Court 1	3,085	2,478	- 607	-19.7%	3,092	2,475	- 617	-20.0%
Court 2	10,823	12,071	+1,248	+11.5%	10,455	11,652	+1,197	+11.4%
Court 3	13,522	11,682	-1,840	-13.6%	13,497	11,664	-1,833	-13.6%
Court 4	12,517	11,975	- 542	- 4.3%	12,502	11,948	- 554	- 4.4%
Court 5	2,270	3,019	+ 749	+33.0%	2,289	2,974	+ 685	+29.9%
State	156,925	147,922	-9,003	- 5.7%	155,093#	148,631	-6,462	- 4.2%

*The unit of count for criminal and traffic cases is the charge. For example, a defendant brought before a court on 3 charges would be counted as 3 cases.

**Court 14 is used to handle some driving under the influence, fugitive warrant, and other cases which are included in the totals for other courts.

#Amended from 1984 Annual Report.

Source: Chief Magistrate's Office, Justice of the Peace Courts



JUSTICE OF THE PEACE COURTS

FISCAL YEAR 1985
CIVIL CASES
WORKLOAD SUMMARY

	<u>Pending</u> <u>6/30/84</u>	<u>Filings</u>	<u>Dispositions</u>	<u>Pending</u> <u>6/30/85</u>	<u>Change In</u> <u>Pending</u>	<u>% Change</u> <u>In Pending</u>
<u>New Castle County</u>						
Court 9	7	234	236	5	- 2	- 28.6%
Court 10*	0**	0	0	0	0	- 0.0%
Court 11*	0**	0	0	0	0	0.0%
Court 12	2,575	6,433	7,543	1,465	-1,110	- 43.1%
Court 13	1,881	8,055	8,863	1,073	- 808	- 43.0%
<u>Kent County</u>						
Court 6	39	711	724	26	- 13	- 33.3%
Court 16	2,700	3,377	3,533	2,544	- 156	- 5.8%
Court 8	148	502	531	119	- 29	- 22.1%
<u>Sussex County</u>						
Court 1	24	491	472	43	+ 19	+ 79.2%
Court 2	1,045	469	371	1,143	+ 98	+ 9.4%
Court 17	189	1,634	1,667	156	- 33	- 17.5%
Court 19	59	1,034	959	134	+ 75	+127.1%
Court 5	<u>136</u>	<u>1,224</u>	<u>1,116</u>	<u>244</u>	<u>+ 108</u>	<u>+ 79.4%</u>
State	8,803**	24,164	26,015	6,952	-1,851	- 21.0%

*Criminal court only.

**Adjusted from 1984 Annual Report.

Source: Chief Magistrate's Office, Justice of the Peace Courts

JUSTICE OF THE PEACE COURTS

FISCAL YEAR 1985
CIVIL CASES
WORKLOAD BREAKDOWNS

	<u>FILINGS</u>			<u>DISPOSITIONS</u>		
	<u>Complaints</u>	<u>Landlord/Tenant</u>	<u>TOTALS</u>	<u>Complaints</u>	<u>Landlord/Tenant</u>	<u>TOTALS</u>
<u>New Castle County</u>						
Court 9	177 75.6%	57 24.4%	234 100.0%	175 74.2%	61 25.8%	236 100.0%
Court 10*	0 -	0 -	0 -	0 -	0 -	0 -
Court 11*	0 -	0 -	0 -	0 -	0 -	0 -
Court 12	4,328 67.3%	2,105 32.7%	6,433 100.0%	4,678 62.0%	2,865 38.0%	7,543 100.0%
Court 13	5,111 63.5%	2,944 36.5%	8,055 100.0%	6,568 74.1%	2,295 25.9%	8,863 100.0%
<u>Kent County</u>						
Court 6	648 91.1%	63 8.9%	711 100.0%	666 92.0%	58 8.0%	724 100.0%
Court 16	3,025 89.6%	352 10.4%	3,377 100.0%	3,198 90.5%	335 9.5%	3,533 100.0%
Court 8	465 92.6%	37 7.4%	502 100.0%	493 92.8%	38 7.2%	531 100.0%
<u>Sussex County</u>						
Court 1	347 70.7%	144 29.3%	491 100.0%	327 69.3%	145 30.7%	472 100.0%
Court 2	358 76.3%	111 23.7%	469 100.0%	277 74.7%	94 25.3%	371 100.0%
Court 17	1,533 93.8%	101 6.2%	1,634 100.0%	1,564 93.8%	103 6.2%	1,667 100.0%
Court 19	798 77.2%	236 22.8%	1,034 100.0%	727 75.8%	232 24.2%	959 100.0%
Court 5	1,190 97.2%	34 2.8%	1,224 100.0%	1,090 97.7%	26 2.3%	1,116 100.0%
State	17,980 74.4%	6,184 25.6%	24,164 100.0%	19,763 76.0%	6,252 24.0%	26,015 100.0%

*Criminal court only.

Source: Chief Magistrate's Office, Justice of the Peace Courts

JUSTICE OF THE PEACE COURTS
FISCAL YEAR 1985
CIVIL CASES
WORKLOAD BREAKDOWNS (CONTINUED)

CHANGE IN PENDING

	<u>Complaints</u>	<u>Landlord/Tenant</u>	<u>TOTALS</u>
<u>New Castle County</u>			
Court 9	+ 2	- 4	- 2
Court 10*	0	0	0
Court 11*	0	0	0
Court 12	- 350	- 760	-1,110
Court 13	-1,457	+ 649	- 808
<u>Kent County</u>			
Court 6	- 18	+ 5	- 13
Court 16	- 173	+ 17	- 156
Court 8	- 28	- 1	- 29
<u>Sussex County</u>			
Court 1	+ 20	- 1	+ 19
Court 2	+ 81	+ 17	+ 98
Court 17	- 31	- 2	- 33
Court 19	+ 71	+ 4	+ 75
Court 5	<u>+ 100</u>	<u>+ 8</u>	<u>+ 108</u>
State	-1,783	- 68	-1,851

*Criminal court only.

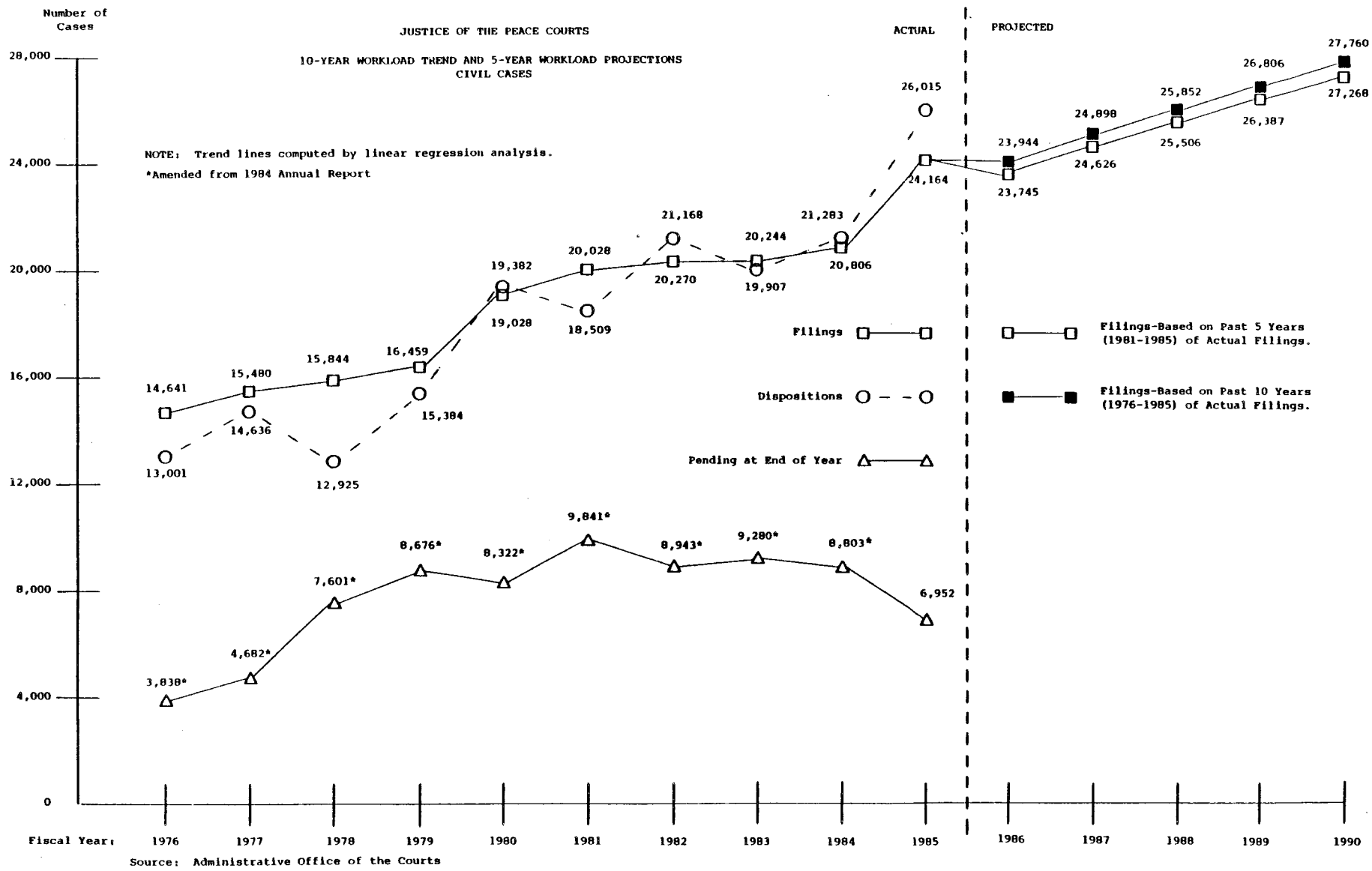
Source: Chief Magistrate's Office, Justice of the Peace Courts

JUSTICE OF THE PEACE COURTS
COMPARISON - FISCAL YEARS 1984-1985
CIVIL CASES
WORKLOAD

	<u>FILINGS</u>				<u>DISPOSITIONS</u>			
	<u>1984</u>	<u>1985</u>	<u>Change</u>	<u>% Change</u>	<u>1984</u>	<u>1985</u>	<u>Change</u>	<u>% Change</u>
<u>New Castle County</u>								
Court 9	252	234	- 18	- 7.1%	261	236	- 25	- 9.6%
Court 10*	0	0	0	-	2	0	- 2	-100.0%
Court 11*	0	0	0	-	0	0	-	-
Court 12	5,086	6,433	+1,347	+ 26.5%	4,317	7,543	+3,226	+ 74.7%
Court 13	7,276	8,055	+ 779	+ 10.7%	7,594	8,863	+1,269	+ 16.7%
<u>Kent County</u>								
Court 6	578	711	+ 133	+ 23.0%	559	724	+ 165	+ 29.5%
Court 16	3,251	3,377	+ 126	+ 3.9%	4,324	3,533	- 791	- 18.3%
Court 8	472	502	+ 30	+ 6.4%	451	531	+ 80	+ 17.7%
<u>Sussex County</u>								
Court 1	427	491	+ 64	+ 15.0%	461	472	+ 11	+ 2.4%
Court 2	332	469	+ 137	+ 41.3%	247	371	+ 124	+ 50.2%
Court 17	1,475	1,634	+ 159	+ 10.8%	1,447	1,667	+ 220	+ 15.2%
Court 19	806	1,034	+ 228	+ 28.3%	813	959	+ 146	+ 18.0%
Court 5	851	1,224	+ 373	+ 43.8%	807	1,116	+ 309	+ 38.3%
State	20,806	24,164	+3,358	+ 16.1%	21,283	26,015	+4,732	+ 22.2%

*Criminal court only.

Source: Chief Magistrate's Office, Justice of the Peace Courts



JUSTICE OF THE PEACE COURTS

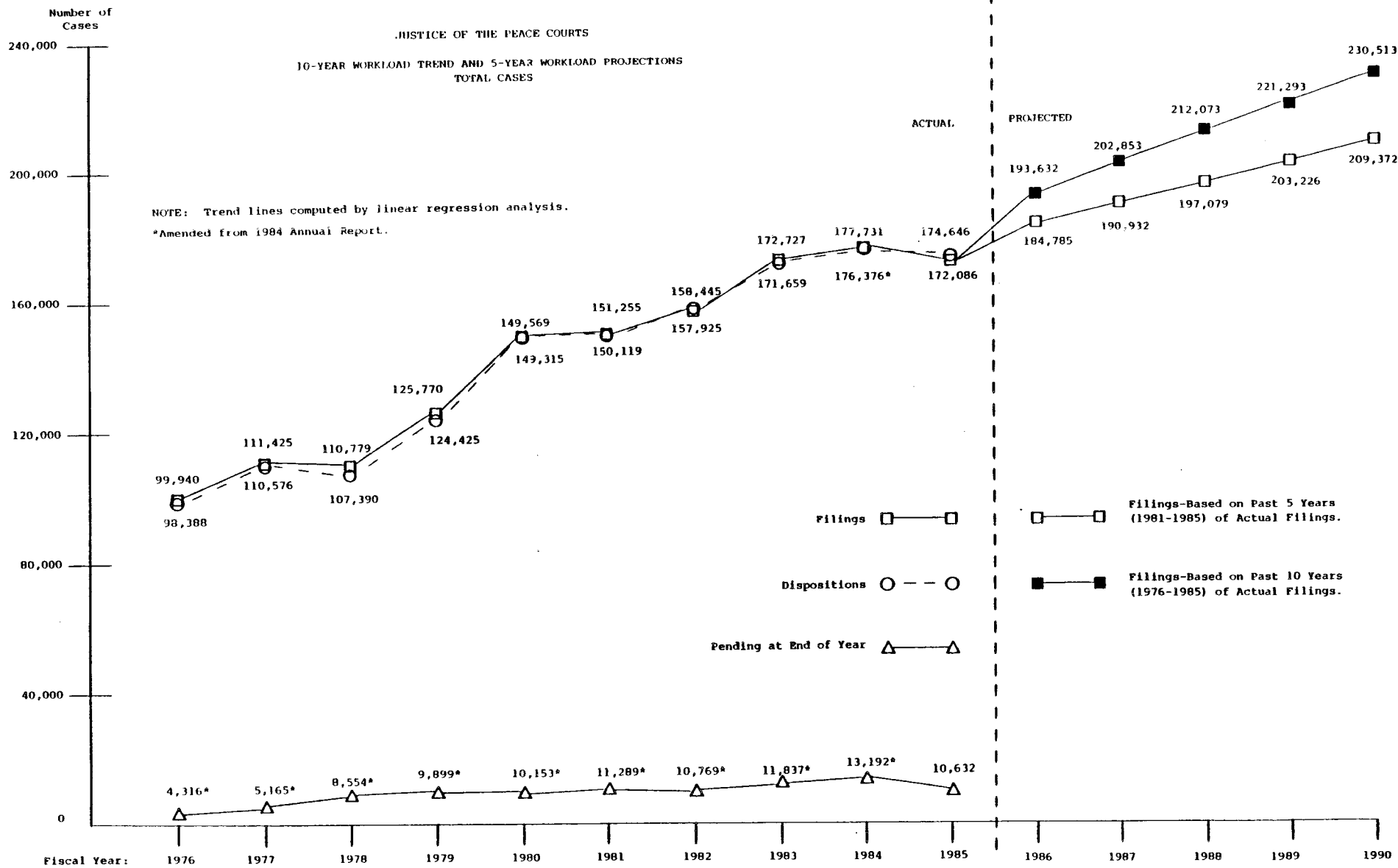
FISCAL YEAR 1985
RANKINGS IN ORDER OF TOTAL CASES FILED

<u>Rank</u>	<u>Court</u>	<u>Total Number of Cases Filed*</u>	<u>Percentage of Total</u>	<u>FY 1984 Rank</u>
1	11	35,949	20.9%	1
2	7	22,189	12.9%	2
3	10	20,496	11.9%	3
4	15	14,052	8.2%	4
5	2	12,540	7.3%	7
6	4	11,975	7.0%	6
7	3	11,682	6.8%	5
8	13	8,055	4.7%	8
9	12	6,433	3.7%	10
10	6	5,057	2.9%	9
11	5	4,243	2.5%	16
12	8	3,588	2.1%	14
13	18	3,545	2.1%	12
14	16	3,377	2.0%	15
15	9	3,268	1.9%	11
16	1	2,969	1.7%	13
17	17	1,634	0.9%	17
18	19	1,034	0.6%	18
19	14**	0	0.0%	19
	State	172,086	100.0%	

*The unit of count for criminal and traffic cases is the charge. For example, a defendant brought before a court on 3 charges would be counted as 3 cases.

**Court 14 is used to handle some driving under the influence, fugitive warrant, and other cases which are included in the totals for other courts.

Source: Chief Magistrate's Office, Justice of the Peace Courts



Alderman's Courts

ALDERMAN'S COURTSLegal Authorization

Alderman's Courts are authorized by the town charters of their respective towns.

Geographic Organization

Alderman's Courts have jurisdiction only within their own town limits. There are currently 13 active Alderman's or Mayor's Courts; 5 in New Castle County and 8 in Sussex County. Because the Dewey Beach Alderman's Court did not open until 7/1/85, there is no caseload information for FY 1985, which ended on 6/30/85. When a town is without a court or an alderman for any period of time, its cases are transferred to the nearest Justice of the Peace Court.

Legal Jurisdiction

The jurisdiction of an Alderman's Court is limited to minor misdemeanors, traffic offenses, parking violations, and minor civil matters. The specific jurisdiction of each court varies with the town charter (which is approved by the State Legislature). Some courts handle only traffic and parking violations; only 3 handled as many as 100 criminal cases during FY 1985. Appeals are taken de novo to Superior Court within 15 days of the trial.

Aldermen

The selection, number, tenure, and qualifications of aldermen are determined by the towns themselves. Some require lawyers while others choose ordinary citizens. A few aldermen serve full-time, but most are part-time judges. In New Castle, the mayor serves as judge of their court.

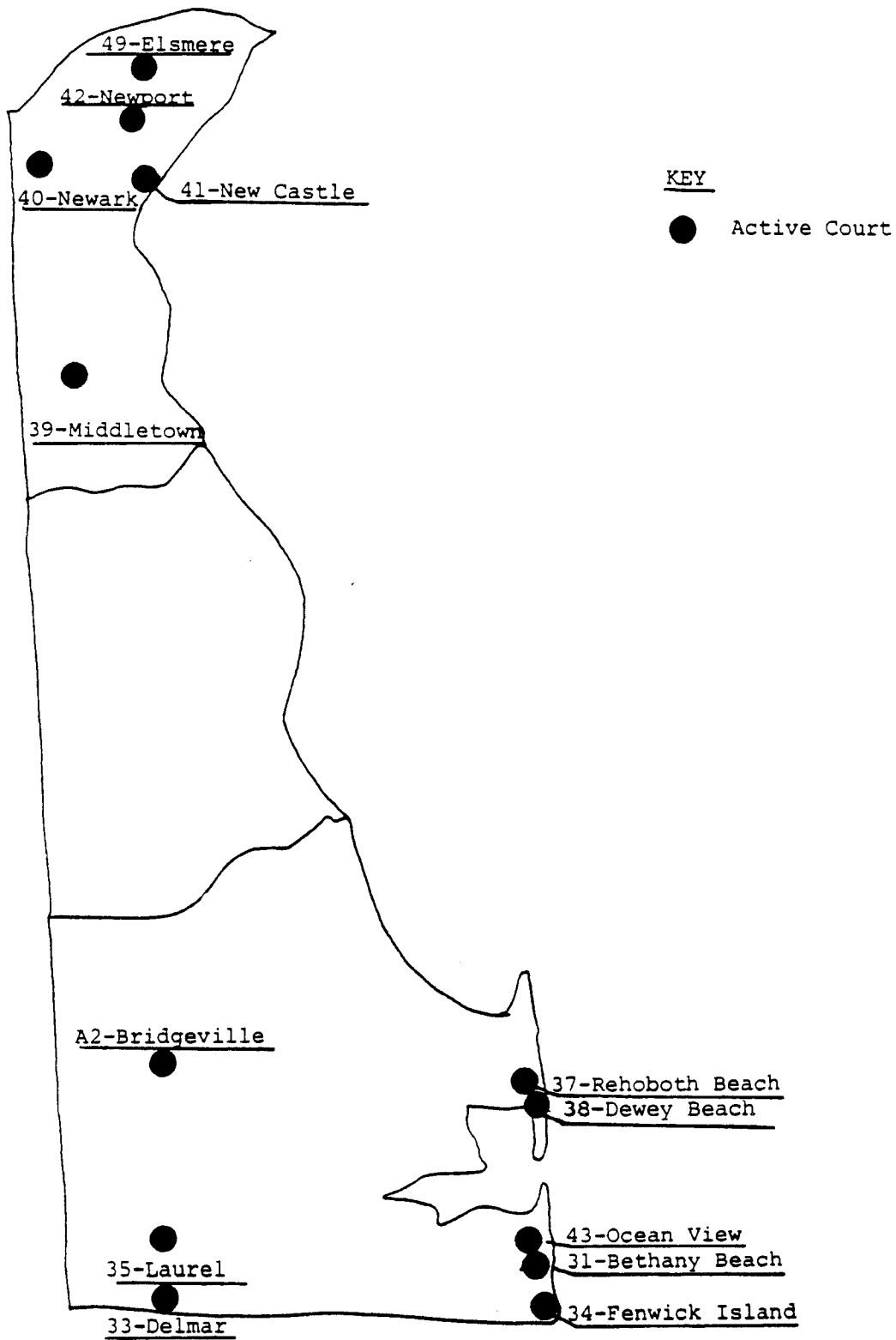
Caseload Trend

After increasing steadily for the past nine fiscal years, there was a decrease in both filings and dispositions in FY 1985. This was not so for each individual Alderman's Court; in fact, the totals for both filings and dispositions for the combined Sussex County Alderman's Courts rose during FY 1985 from the FY 1984 levels.

The Alderman's Courts had a 16.0% decrease in total filings statewide from 24,844 in FY 1984 to 20,877 in FY 1985. Dispositions fell by 15.6% to 20,514 in FY 1985 from 24,306 in FY 1984. There was a 10.5% rise in total pending to 3,806 at the end of FY 1985 from an amended total of 3,443 at the end of FY 1984.

FY 1985 was the tenth year in which complete workload statistics were collected. Once again most Sussex County Alderman's Courts continue to experience seasonal fluctuations, but these fluctuations are compensated for in caseload analysis by using workload for an entire fiscal year rather than giving monthly or quarterly breakdowns.

ALDERMAN'S COURTS IN DELAWARE



ALDERMAN'S COURTS

<u>Court</u>	<u>Location</u>	<u>Hours Open (As of 10/31/85)</u>	<u>Total Hours Open Per Week</u>	<u>Jurisdiction</u>
<u>New Castle County</u>				
Court 49	Elsmere	M-F 9AM-5PM	40	Traffic
Court 39	Middletown	Tu 5-6PM	1	Criminal & Traffic
Court 40	Newark	M-Th 4:30PM until all cases are disposed of; W 8:30AM until all cases are disposed of	Varies	Criminal & Traffic
Court 41	New Castle	Tu 7:30PM until all cases are disposed of	Varies	Criminal & Traffic
Court 42	Newport	M,W,F 10AM-5PM	21	Traffic
<u>Sussex County</u>				
Court 31	Bethany Beach	M,W,Sat 8:30-9:30AM; F 7-7:50PM	4	Criminal & Traffic
Court A2	Bridgeville	M,W,Th 9AM-4:30PM; F Noon-8PM	30.5	Criminal & Traffic
Court 33	Delmar	Tu 10:30AM-3:30PM	5	Criminal & Traffic
Court 36	Dewey Beach			
	(Summer Hours)	M,W,F 9AM-11PM; F,Sat 7PM-Midnight; Sun 4-6PM	18	Criminal & Traffic
	(Winter Hours)	3 hrs. on 1 day per week; F,Sat 7-10PM	9	
Court 34	Fenwick Island	Unset	Varies	Criminal & Traffic
Court 35	Laurel	Tu,F 4:30-8:30PM	8	Criminal & Traffic
Court 43	Ocean View	Unset	Varies	Traffic
Court 37	Rehoboth Beach	M,W-F 4PM-6PM; oncall daily	8	Criminal & Traffic

Source: Alderman's Courts

ALDERMAN'S COURTS

ALDERMEN

NEW CASTLE COUNTY

Elsmere

Hon. Edward F. Doyle, Jr., Mayor

Middletown

Hon. David D. Chillas, Alderman

Newark

Hon. Vance A. Funk, III, Chief Alderman
of Delaware

Hon. Richard E. Franta, Deputy

New Castle

Hon. John F. Klingmeyer, Mayor

Newport

Hon. Annette Leech, Alderman

KENT COUNTY

SUSSEX COUNTY

Bethany Beach

Hon. J. Joseph Tansey, Alderman

Hon. Harold Britton Barber, Assistant Alderman

Brideville

Hon. Margaret I. Thompson, Alderman

Hon. Freddie E. Crockett, Assisant Alderman

Delmar

Hon. Linda H. Walmsley, Aldermen

Dewey Beach

Hon. James C. Pope, II

Fenwick Island

Hon. Richard A. Barton, Chief Deputy
Alderman of Delaware

Laurel

Hon. Edward Walmsley, Jr., Alderman

Ocean View

Hon. Marilyn F. Denny, Alderman

Rehoboth Beach

Hon. Michael J. DeFiore, Alderman

Hon. Orville T. Clark, Assistant Alderman

ALDERMAN'S COURTS

SUPPORT PERSONNEL

NEW CASTLE COUNTY

ELSMERE

Mayor's Court 49
11 Poplar Avenue
Elsmere, DE 19805
(998-2215)

Executive Secretary

Dee J. Russler

MIDDLETOWN

Alderman's Court 39
P.O. Box 227
216 N. Broad Street
Middletown, DE 19709
(834-5015)

NEWARK

Alderman's Court 40
220 Elkton Road
P.O. Box 390
Newark, DE 19715
(366-7028, 366-7029)

Clerk of the Court

Margaret B. Nelson

Clerk Typists

Betty Hales
Kathleen R. Lloyd
Pauline Willis

KENT COUNTY

SUSSEX COUNTY

BETHANY BEACH

Alderman's Court 31
P.O. Box 109
Bethany Beach, DE 19930
(539-8011)

BRIDGEVILLE

Alderman's Court A2
101 N. Main Street
Bridgeville, DE 19933
(337-7371)

DELMAR

Alderman's Court 33
P.O. Box 398
Delmar, DE 19940
(846-2138)

DEWEY BEACH

Alderman's Court 36
Town Hall
105 Rodney Street
Dewey Beach, DE 19971
(227-6363)

FENWICK ISLAND

Alderman's Court 34
Town Hall
Fenwick Island, DE 19944
(539-3011)

ALDERMAN'S COURTS

SUPPORT PERSONNEL (CONTINUED)

NEW CASTLE COUNTY

NEW CASTLE

Mayor's Court
220 Delaware Street
New Castle, DE 19720
(322-9802)

Court Clerk

Mikki DiEmidio

NEWPORT

Alderman's Court 42
15 N. Augustine Street
P.O. Box 3053
Newport, DE 19804
(998-2707)

KENT COUNTY

SUSSEX COUNTY

LAUREL

Alderman's Court 35
P.O. Box 210
Laurel, DE 19956
(875-2855)

Court Clerk

Linda H. Walmsley

OCEAN VIEW

Alderman's Court 43
Town Hall
Oakwood Avenue
P.O. Box 3
Ocean View, DE 19970
(539-9797)

REHOBOTH BEACH

Alderman's Court 37
P.O. Box C
Rehoboth Beach, DE 19971
(227-7917)

ALDERMAN'S COURT

FISCAL YEAR 1985

TOTAL CASES*

WORKLOAD SUMMARY

<u>Court</u>	<u>Pending 6/30/84</u>	<u>Filings</u>	<u>Dispositions</u>	<u>Pending 6/30/85</u>	<u>Change In Pending</u>	<u>% Change In Pending</u>
<u>New Castle County</u>						
Elsmere**	32#	1,463	1,451	44	+ 12	+ 37.5%
Middletown	60	1,086	1,047	99	+ 39	+ 65.0%
Newark	2,313	7,901	7,718	2,496	+183	+ 7.9%
New Castle	5	828	832	1	- 4	- 80.0%
Newport**	677	2,658	2,794	541	-136	- 20.1%
<u>Sussex County</u>						
Bethany Beach	148	1,398	1,305	241	+ 93	+ 62.8%
Bridgeville	0	1,483	1,483	0	0	-
Delmar	47	489	440	96	+ 49	+104.3%
Fenwick Island	0	872	872	0	0	-
Laurel	130	876	883	123	- 7	- 5.4%
Ocean View	0	401	401	0	0	-
Rehoboth Beach	<u>31#</u>	<u>1,422</u>	<u>1,288</u>	<u>165</u>	<u>+134</u>	<u>+432.3%</u>
TOTALS	3,443#	20,877	20,514	3,806	+363	+ 10.5%

*The unit of count for criminal and traffic cases is the charge. For example, a defendant with 3 charges disposed of is counted as 3 dispositions.

**The Elsmere Court and the Newport Court only collect fines for traffic cases and do not actually try the case.

#Adjusted from 1984 Annual Report.

Source: Alderman's Courts

ALDERMAN'S COURTS

FISCAL YEAR 1985
CRIMINAL CASES*
WORKLOAD SUMMARY

<u>Court</u>	<u>Pending 6/30/84</u>	<u>Filings</u>	<u>Dispositions</u>	<u>Pending 6/30/85</u>	<u>Change In Pending</u>	<u>% Change In Pending</u>
<u>New Castle County</u>						
Elsmere	0	0	0	0	0	-
Middletown	0	141	137	4	+ 4	-
Newark	731	1,723	1,601	853	+122	+ 16.7%
New Castle	0	2	2	0	0	-
Newport	0	0	0	0	0	-
<u>Sussex County</u>						
Bethany Beach	21	98	91	28	+ 7	+ 33.3%
Bridgeville	0	54	54	0	0	-
Delmar	4	37	27	14	+ 10	+250.0%
Fenwick Island	0	36	36	0	0	-
Laurel	31	88	92	27	- 4	- 12.9%
Ocean View	0	0	0	0	0	-
Rehoboth Beach	<u>0**</u>	<u>264</u>	<u>264</u>	<u>0</u>	<u>0</u>	<u>-</u>
TOTALS	787**	2,443	2,304	926	+139	+ 17.7%

*The unit of count for criminal cases is the charge. For example, a defendant with 3 charges disposed of is counted as 3 dispositions.

**Adjusted from 1984 Annual Report.

Source: Alderman's Courts

ALDERMAN'S COURTS

FISCAL YEAR 1985
TRAFFIC CASES*
WORKLOAD SUMMARY

<u>Court</u>	<u>Pending 6/30/84</u>	<u>Filings</u>	<u>Dispositions</u>	<u>Pending 6/30/85</u>	<u>Change In Pending</u>	<u>% Change In Pending</u>
<u>New Castle County</u>						
Elsmere**	32#	1,463	1,451	44	+ 12	+ 37.5%
Middletown	60	945	910	95	+ 35	+ 58.3%
Newark	1,582	6,178	6,117	1,643	+ 61	+ 3.9%
New Castle	5	826	830	1	- 4	- 80.0%
Newport**	677	2,658	2,794	541	-136	- 20.1%
<u>Sussex County</u>						
Bethany Beach	127	1,300	1,214	213	+ 85	+ 67.7%
Bridgeville	0	1,429	1,429	0	0	-
Delmar	43	452	413	82	+ 39	+ 90.7%
Fenwick Island	0	836	836	0	0	-
Laurel	99	788	791	96	- 3	- 3.0%
Ocean View	0	401	401	0	0	-
Rehoboth Beach	<u>31#</u>	<u>1,158</u>	<u>1,024</u>	<u>165</u>	<u>+134</u>	<u>+432.3%</u>
TOTALS	2,656#	18,434	18,210	2,880	+224	+ 8.4%

*The unit of count in traffic cases is the charge. For example, a defendant with 3 charges disposed of is counted as 3 defendants.

**The Elsmere Court and the Newport Court only collect fines for traffic cases and do not actually try the case.

#Adjusted from 1984 Annual Report.

Source: Alderman's Courts

ALDERMAN'S COURTS

COMPARISON - FISCAL YEARS 1984-1985
TOTAL CASES
WORKLOAD

<u>Court</u>	<u>Number of Dispositions*</u>			
	<u>1984</u>	<u>1985</u>	<u>Change</u>	<u>% Change</u>
<u>New Castle County</u>				
Elsmere**	2,609	1,451	-1,158	- 44.4%
Middletown	1,785	1,047	- 738	- 41.3%
Newark	9,203	7,718	-1,485	- 16.1%
New Castle	656	832	+ 176	+ 26.8%
Newport**	3,790	2,794	- 996	- 26.3%
<u>Kent County</u>				
Harrington#	331	0	- 331	-100.0%
<u>Sussex County</u>				
Bethany Beach	990	1,305	+ 315	+ 31.8%
Bridgeville	1,526	1,483	- 43	- 2.8%
Delmar	358	440	+ 82	+ 22.9%
Fenwick Island	953	872	- 81	- 8.5%
Laurel	944	883	- 61	- 6.5%
Ocean View	233	401	+ 168	+ 72.1%
Rehoboth Beach	<u>928</u>	<u>1,288</u>	<u>+ 360</u>	<u>+ 38.8%</u>
TOTALS	24,306	20,514	-3,792	- 15.6%

*The unit of count in criminal and traffic cases is the charge. For example, a defendant with 3 charges disposed of is counted as 3 dispositions.

**The Elsmere Court and the Newport Court collect fines for traffic cases and do not actually try the case.

#Civil Court only. Closed as of 4/1/84.

ALDERMAN'S COURTS

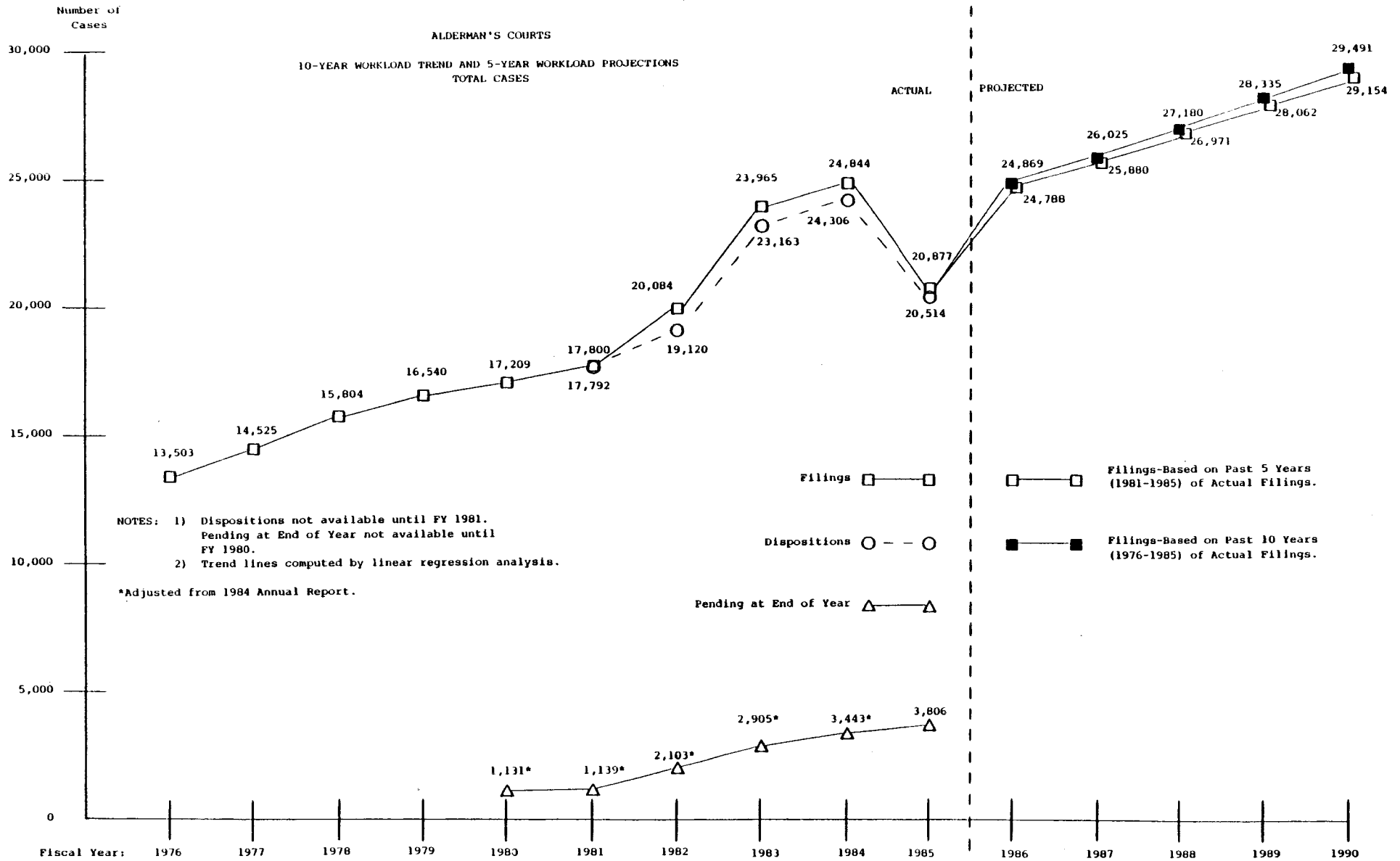
FISCAL YEAR 1985
RANKINGS IN ORDER OF TOTAL CASES FILED

<u>Rank</u>		<u>Total Number of Filings*</u>	<u>Percentage of Total</u>	<u>FY 1984 Rank</u>
1	Newark	7,901	37.8%	1
2	Newport**	2,658	12.7%	2
3	Bridgeville	1,483	7.1%	5
4	Elsmere**	1,463	7.0%	3
5	Rehoboth Beach	1,422	6.8%	8
6	Bethany Beach	1,398	6.7%	6
7	Middletown	1,086	5.2%	4
8	Laurel	876	4.2%	9
9	Fenwick Island	872	4.2%	7
10	New Castle	828	4.0%	10
11	Delmar	489	2.3%	11
12	Ocean View	<u>401</u>	<u>1.9%</u>	<u>12</u>
	TOTALS	20,877	100.0%	

*The unit of count for criminal and traffic cases is the charge. For example, a defendant with 3 charges disposed of is counted as 3 dispositions.

**The Elsmere Court and the Newport Court only collect fines for traffic cases and do not actually try the case.

Source: Alderman's Courts



Source: Administrative Office of the Courts

Violent Crimes Compensation Board

VIOLENT CRIMES COMPENSATION BOARDLegal Authorization

The Violent Crimes Compensation Board is authorized by 11 Delaware Code, Chapter 90.

Purpose

It is the purpose of the Violent Crimes Compensation Board to "promote the public welfare by establishing a means of meeting the additional hardships imposed upon the innocent victims of certain crimes, and the family and dependents of those victims". For crimes occurring prior to July 1, 1984, compensation is available to help meet the added burdens which sometimes face the innocent victims of certain crimes for up to \$10,000. The Board may offer up to \$20,000 in compensation to those who are victimized on or after July 1, 1984. The Board receives a 15% penalty assessment which by law is added onto every fine, penalty and forfeiture. These monies are deposited into the "Victim's Compensation Fund" for use when needed.

Geographic Organization

The Board is responsible for handling requests for compensation throughout the State of Delaware. Hearings on these requests may be held anywhere in the State at the convenience of the victim, with the Administrative Office of the Violent Crimes Compensation Board located in Wilmington.

Personnel

The Violent Crimes Compensation Board consists of five members: a chairman, a vice-chairman, and three additional Board members. Each member is appointed by the Governor and must be approved by the Senate before serving on the Board. The term of each Board member is three years as long as no more than two Board members have their terms expire at the end of any given year. The Board must be composed of not more than three members of any single political party. The Board may appoint an Executive Secretary and other employees as needed up to a maximum of five at one time. The Board currently employs the Executive Secretary, an administrative assistant, two claim investigators, and a secretary.

Caseload Trend

Revenue receipts of over \$665,000 were received from penalty assessments and court ordered restitution for FY 1985. Receipts rose approximately \$10,000 over the previous fiscal year. The budget expenditures of roughly \$570,700 are a combination of roughly \$174,400 in administrative costs and about \$396,300 in award payments. Victim awards averaged approximately 69.4% of the overall budget with administrative costs at 30.6%. The Board has awarded over \$2,721,700 through FY 1985 with actual award payments of just under \$2,400,470. The difference is due to awards granted but later reverted to the victim's fund because of payments made on medical accounts by various local insurance carriers. In FY 1985, the Board awarded over \$523,300, but due to budget limitations paid out \$396,300. The difference of \$127,000 will be paid out in FY 1986. This is far greater than the difference of \$34,400 which remained at the end of FY 1984.

VIOLENT CRIMES COMPENSATION BOARD

Suite 10
1500 East Newport Pike
Wilmington, Delaware 19804
(995-8383)

BOARD MEMBERS

Stephen L. Manista, Chairman (R, 1/20/88)
Leah W. Betts, Vice-Chairman (D, 8/6/86)
Edward S. Stansky (D, 6/30/87)
Saxton C. Lambertson (R, 5/30/88)
Charles H. Toliver, IV (R, 6/30/88)

SUPPORT PERSONNEL

Executive Secretary
Oakley M. Banning, Jr.

Administrative Assistant
Ann L. DelNegro

Claim Investigators
Marcia A. Jenkins
Howard P. Wilson

Secretary
Barbara E. Weiss

Foster Care Review Board

Legal Authorization

The Foster Care Review Board is authorized by 31 Delaware Code, Chapter 38.

Purpose

The Board serves as an independent monitoring system responsible for identifying and periodically reviewing a selected sample of about 50% of the children placed in foster care. Reviews of individual children in placement are conducted to ensure that continuing efforts are being made to obtain permanent homes for these children. The Board must report annually to the Chief Justice of the Supreme Court, the General Assembly and the Governor upon the effectiveness of its activities and must submit recommendations regarding the policies and procedures which affect the goal of permanency for children.

Geographic Organization

The Board is responsible for reviewing the placements of children throughout the State of Delaware and actual review sessions are conducted in Wilmington, Dover, Milford and Georgetown. The Administrative Office of the Board is located in Wilmington.

Personnel

34 citizen volunteers presently compose the Foster Care Review Board; it is the intention of the Board to increase that number. Members are appointed by the Governor and serve terms of not more than three years. Of the Board members, not more than a simple majority may be members of either major political party. The Governor designates one member who serves at his pleasure as Chairman. The Board hires an Executive Director who may in turn employ additional support personnel.

Caseload Trend

The Board scheduled 820 case reviews for all of program year FY 1985. 62 of these scheduled reviews were cancelled. These scheduled reviews were cancelled because the children left the foster care system prior to the review because they were returned to family, adopted, or reached the age of majority.

During FY 1985, the Board considered litigation on behalf of 60 foster children. The Board filed petitions for a judicial hearing for 40 of these foster children, which was 66.7% of those for whom the Board considered filing petitions. The petition for a judicial hearing is based on a disagreement with the placement agency regarding the child's case plan or based on no progress towards achieving permanency for the child during a six month period.

As of June 1985, the Board's statewide inventory identified 867 foster children. The Board's sample of children contained 417 children as of June 1985, which was 48.1% of the statewide inventory.

FOSTER CARE REVIEW BOARD
7th Floor
Elbert N. Carvel Delaware State Building
820 North French Street
Wilmington, Delaware 19801
(571-6000)

BOARD MEMBERS

Shirley A. Cupery, Chairman (D)

Judith Bennett (D, 9/7/86)	Elizabeth Holtzlander (I, 9/7/85)
Mary Bergstrom (I, 3/29/88)	Linda Jolly (D, 9/11/86)
Barbara Blair (R, 12/2/87)	Ann B. King (R, 11/1/86)
Jane Bullen (R, 9/7/86)	Carolyn Susan Kline (I, 9/7/85)
Linda Burris (R, 10/31/87)	Clyde Knotts (R, 9/7/85)
Lillian F. Cobin (D, 10/31/87)	Sister Margaret Loveland (D, 9/7/86)
Jeffrey Davidson (D, 9/7/86)	Bonnie Maull (R, 3/11/87)
Ivy Davis (D, 10/31/87)	Nancy L. McKenna (D, 9/7/86)
Gail Denney (R, 11/1/86)	Kathryn T. Montgomery (D, 10/31/85)
Karen Doherty (R, 5/21/88)	Warren A. Rhodes (D, 10/31/85)
Jane Erisman (R, 9/7/86)	Matthew M. Shipp (D, 9/7/85)
Jamesie Evans (R, 11/1/86)	Irene Simpler (R, 9/7/86)
Warren Gehrt (D, 11/1/86)	Henry H. Stroud (R, 5/21/88)
Louise H. Gilliam (R, 9/7/85)	Ethel Tillery (D, 9/7/85)
Barbara B. Green (R, 10/31/85)	Elizabeth von Frankenberg (R, 9/7/86)
Barbara Herr (R, 9/7/86)	Jane L. Willis (R, 10/31/87)
Vacant	Vivian B. Young (D, 9/7/85)
	Vacant

SUPPORT PERSONNEL

Executive Director
Barbara A. Brown

Staff Assistant
Sara A. Hockstein

Secretary
Charlotte J. Harris

Staff Assistant (part-time)
Virginia Leoni

Conferences & Councils

Article IV, Section 37 of the Constitution of the State of Delaware created this Court, consisting of the Chief Justice and the Associate Justices of the Supreme Court, the Chancellor of the Court of Chancery, and the President Judge of Superior Court.

Any judicial officer appointed by the Governor may be censured, removed, or retired by the Court on the Judiciary for willful misconduct in office, willful and persistent failure to perform duties, commission of an offense involving moral turpitude, other misconduct in violation of the Canons of Judicial Ethics, or permanent mental or physical disability interfering with the proper performance of these duties.

No censure, removal, or retirement can be effective until the judicial officer has been served with written charges and has had the opportunity to be heard in accordance with due process of law.

The Court on the Judiciary has the power to:

- (a) summon witnesses to appear and testify under oath and to compel production of other evidence, and
- (b) adopt rules establishing procedures for the investigation and trial of a judicial officer.

JUDICIAL CONFERENCE

Legal Authorization

The Judicial Conference is authorized by Supreme Court Rule 71.

Duties

The Judicial Conference studies the judicial business of the courts with a view towards improving the administration of justice in the State. The Conference also considers improvements in procedure, considers and recommends legislation, considers and implements the Canons of Judicial Ethics, and holds symposia of the Bench and Bar.

Membership

The membership of the Conference includes the Judges of the Supreme Court, Court of Chancery, Superior Court, Family Court, Court of Common Pleas, and the Municipal Court of Wilmington. The Chief Justice is presiding officer of the Conference. The Director of the Administrative Office of the Courts serves as secretary for the Conference. Scheduled meetings of the Conference are held on the first Wednesdays of December and June.

Legal Authorization

The Criminal Justice Council is authorized by 11 Delaware Code, Chapter 87. The Council on the Administration of Justice, along with the Delaware Criminal Justice Planning Commission, was replaced by the Criminal Justice Council effective January 1, 1985.

Duties

The Council is charged with the continuous study of the administration of justice in the State, including the organization, procedure, practice, rules, and methods of administration and operation of each and all the courts of the State, whether of record or not of record. The Council collects and uses statistical and other information concerning the work of the courts and other criminal justice agencies and makes recommendations to the Governor, the General Assembly, the courts and/or the bar. The Council allocates federal block grant funds to various agencies for the improvement of the state criminal justice system.

Membership

The 19 members of the Council are: the Chief Justice, the President Judge of Superior Court, the Chief Judge of Family Court, the Chief Magistrate, the Attorney General, the Public Defender, the Commissioner for the Department of Correction, the Chief of the Bureau of Adult Correction, the Director of the Division of Youth Rehabilitation, the Chairman of the Board of Parole, the Superintendent of the State Police, the Chiefs' of Police for New Castle County and Wilmington, the Chairman of the Delaware Police Chiefs' Council, the Superintendent of Public Instruction, and four (4) at-large members selected by the Governor. The current members are as follows:

Hon. Andrew D. Christie, Chief Justice, Supreme Court
Hon. Albert J. Stiftel, President Judge, Superior Court
Hon. Robert D. Thompson, Chief Judge, Family Court
Hon. Norman A. Barron, Chief Magistrate, Justice of the Peace Courts
Charles M. Oberly, III, Attorney General
Lawrence M. Sullivan, Esq., Public Defender
John L. Sullivan, Commissioner, Department of Correction
Raymond Jones, Chief, Bureau of Adult Correction
Daniel W. Cox, Director, Division of Youth Rehabilitation
Oliver Casson, Chairman, Board of Parole
Col. Daniel L. Simpson, Superintendent, State Police
John McCannon, Chief, New Castle County Police
Joseph Pennell, Chief, Wilmington Police
Richard Carmean, Chairman, Delaware Police Chiefs' Council
Dr. William B. Keene, Superintendent, Public Instruction
Carl Schnee, Esq., (Chairman), At-Large Member
James E. Liquori, Esq., At-Large Member
Ann Burton, At-Large Member
Robert C. Forney, At-Large Member

Legislation

LEGISLATION

The following court-related legislation was enacted during 1985 by the Delaware General Assembly:

SENATE

Senate Bill 19

Sponsor: Senator Sharp.

Signed by the Governor 6/28/85.

This bill provides for an exemption from execution process which is uniform in all three counties.

Senate Bill 20

Sponsors: Senator Vaughn; Representatives B. Ennis and Van Sant.

Signed by the Governor 6/28/85.

This bill increases the surcharge on violations of the motor carriers vehicle identification regulations from \$5 to 15% of the fine imposed.

Senate Bill 22

Sponsor: Senator Sharp.

Signed by the Governor 6/28/85.

This bill provides for the use of cash as security on appeal.

Senate Bill 33

Sponsors: Senators Holloway and Berndt.

Signed by the Governor 7/12/85.

This bill provides standards governing sterilization and establishes procedures which govern voluntary and involuntary sterilization.

Senate Bill 39

Sponsors: Senator Cordrey; Representative Hebner.

Signed by the Governor 5/2/85.

This bill provides an appropriation for members of the Family Law Commission to receive reimbursement for travel expenses.

Senate Bill 59

Sponsors: Senator Vaughn; Representative Houghton.
Signed by the Governor 9/6/85.

This bill provides the additional time necessary for the Sentencing Accountability Commission to successfully complete all the tasks mandated by the legislature.

Senate Bill 63

Sponsors: Senator Vaughn; Representative Brady.
Signed by Governor 7/12/85.

This bill provides for judicial review of the decisions rendered by the Board of Pension Trustees.

Senate Bill 70

Sponsor: Senator Minner.
Signed by the Governor 6/28/85.

This bill amends the jurisdictional limit of JP Court No. 5 regarding the filing of claims by lien holders.

Senate Bill 104

Sponsors: Senator Sharp; Representative Spence.
Signed by the Governor 7/3/85.

This bill provides that persons committed or confined to the State Hospital pursuant to Title 11 of the Delaware Code, be confined to a secure building unless it can be shown to a Superior Court Judge that the patient is no longer a danger to the public.

Senate Bill 116

Sponsors: Senators Sharp and Berndt; Representative Spence.
Signed by the Governor 7/4/85.

This bill amends the Delaware Code relating to the general corporation law of the State.

Senate Bill 201

Sponsors: Senators McBride and Connor; Representative Maroney.
Signed by the Governor 7/12/85.

This bill extends certain adult rights to a child victim or witness and assures the child of certain additional rights.

Senate Bill 213

Sponsors: Senators Holloway and Bair; Representatives Maroney, Buckworth, and Sills.
Signed by the Governor 7/3/85.

This bill provides for a volunteer court-appointed special advocate to represent the best interests of children in dependency, neglect, and abuse proceedings in Family Court.

Senate Bill 216

Sponsors: Senator Sharp; Representative D. Ennis.
Signed by the Governor 7/3/85.

This bill adopts the National Association of Insurance Commissioner's model law on credit for reinsurance.

Senate Bill 231

Sponsors: Senator Arnold; Representative Taylor.
Signed by the Governor 7/12/85.

This bill adds to the list of felony offenses relating to the declaration of an individual as a habitual criminal.

Senate Bill 280

Sponsors: Senators McDowell, Arnold, Marshall, Neal, and Torbert; Representatives Roy, Boykin, B. Ennis, Houghton, and Taylor.
Signed by the Governor 7/12/85.

This bill authorizes the State Insurance Commissioner to impose an administrative penalty in addition to any penalty, fine or sentence ordered by a court in any civil or criminal proceeding.

Senate Bill 288

Sponsors: Senators McDowell, Arnold, Marshall, Neal, and Torbert; Representatives Roy, Boykin, B. Ennis, Houghton and Taylor.
Signed by the Governor 9/6/85.

This bill provides, in part, a new section relating to the Board of Dental Examiners pertaining to disciplinary procedures.

Senate Bill 312

Sponsors: Senator Vaughn; Representative Oberle.
Signed by the Governor 9/6/85.

This bill excludes leases for certain commercial units from application of criteria provisions of the Landlord-Tenant Code.

HOUSE OF REPRESENTATIVES

House Bill 31

Sponsors: Representatives West, Van Sant, Anderson, Houghton, Jonkiert, Quillen, Clark, C. Cordrey, Buckworth, Steele, Carey, B. Ennis, Plant, and Jester.
Signed by the Governor 7/19/85.

This bill, in part, defines prohibited discriminatory practices by insurers and provides a mechanism for complaints, hearings, and sanctions against violators of the Code.

House Bill 41

Sponsor: Representative Quillen.
Signed by the Governor 6/28/85.

This bill permits wage attachments to be issued against wages of bank or insurance company employees.

House Bill 78

Sponsors: Representative Roy; Senator Cordrey.
Signed by the Governor 7/4/85.

This bill mandates that the opinions of the Attorney General be published in book form every two years.

House Bill 93

Sponsors: Representatives Outten, Caulk, Houghton, Bennett, Brady, Buckworth, Carey, Clark, Cordrey, Gilligan, Jester, Mack, Petrilli, Plant, Quillen, Reynolds, Sills, Soles, Spence, Steele, Taylor, Van Sant, West, and Wingate; Senators Adams, Cordrey, Martin, Minner, Torbert, and Zimmerman.
Signed by the Governor 7/4/85.

This bill prescribes humane procedures for the euthanasia of animals held in a shelter and unclaimed by their owners.

House Bill 105

Sponsors: Representatives Davis, D. Ennis, Mack, Reynolds, Spence, Taylor, Barnes, Free, Oberle, Buckworth, and B. Ennis; Senators Sharp, Martin, and Arnold.
Signed by the Governor 6/26/85.

This bill amends the jurisdictional amount of Justice of the Peace Court civil actions.

House Bill 119

Sponsors: Representatives Caulk, Carey, Mack, Clark, and Cordrey; Senators Adams, Cook, Connor, and Slatcher.
Signed by the Governor 7/19/85.

This bill places jurisdiction for violations of the pesticide law in the Justice of the Peace Courts or the Court of Common Pleas. The bill also provides for civil penalties for violations.

House Bill 127

Sponsors: Representatives Davis, Roy, Spence, Mack, Reynolds, B. Ennis, and Houghton.
Signed by the Governor 6/26/85.

This bill provides for service of a summons with accompanying papers in a Justice of the Peace Court trespass action to include service by certified mail, return receipt requested.

House Bill 158

Sponsor: Representative Houghton.

This is the second leg of a constitutional amendment governing the composition of grand juries.

House Bill 164

Sponsors: Representatives Buckworth, Caulk, Houghton, Maroney, Campanelli, Jonkiert, Davis, Steele, Carey, Van Sant, and George; Senators Holloway and Torbert.
Signed by the Governor 7/12/85.

This bill provides for a Delaware Occupational Therapy Act and, in part, provides for appeals from the Board of Occupational Therapy Practice decisions to be taken to the Superior Court.

House Bill 174

Sponsors: Representatives D. Ennis and Spence; Senator Holloway.
Signed by the Governor 7/3/85.

This bill permits panels of three Justices of the Peace to determine all issues raised at the trial level in Landlord/Tenant appeals.

House Bill 177

Sponsors: Representatives Spence, Hebner, Oberle, Davis, D. Ennis, Boykin, Maroney, Smith, Barnes, Reynolds, Buckworth, Corrozi, Caulk, Carey, Taylor, Steele, Van Sant, Houghton, Brady, B. Ennis, Campanelli, Jonkiert, and Carey.

Signed by the Governor 7/12/85.

This bill enables the Chief Magistrate to revise docketing requirements as necessary for purposes of automation.

House Bill 180

Sponsors: Representatives Buckworth, Spence, Mack, Oberle, Bennett, B. Ennis, Davis, Corrozi, Fallon, D. Ennis, Steele, and Quillen; Senators Sharp, Adams, Arnold, and Torbert.

Signed by the Governor 7/3/85.

This bill makes it a felony offense to interfere with a child witness testifying in a criminal matter.

House Bill 181

Sponsors: Representatives Buckworth, Spence, Mack, Oberle, Bennett, Davis, Corrozi, Fallon, D. Ennis, Steele, and Quillen; Senators Sharp, Adams, Arnold, and Torbert.

Signed by the Governor 7/3/85.

This bill provides that no child under the age of ten may be excluded from giving testimony for the sole reason that such child does not understand the obligation of an oath.

House Bill 191

Sponsors: Representatives Spence and Plant; Senators Sharp, Vaughn, and Citro.

Signed by the Governor 7/19/85.

This bill amends the Delaware Revised Uniform Limited Partnership Act.

House Bill 215

Sponsor: Representative Quillen.

Signed by the Governor 7/3/85.

This bill eliminates the fine for failure to sign a registration card.

House Bill 219

Sponsors: Representatives Anderson, Clark, D. Ennis, and Soles; Senator Bair.

Signed by the Governor 7/19/85.

This bill provides for a minimum of 70 days written notice, prior to the end of a rental term, where a landlord intends to increase the rent.

House Bill 221

Sponsors: Representatives B. Ennis and Van Sant; Senator Vaughn.
Signed by the Governor 7/19/85.

This bill enables the Family Court to deal with violation of probation cases in the same manner as all other courts in the State.

House Bill 252

Sponsors: Representatives Cordrey, Carey, Caulk, Clark, and Mack; Senators Adams, Connor, Cook, Slatcher, and Vaughn.
Signed by the Governor 7/3/85.

This bill amends the law relating to dealers in agricultural products.

House Bill 255

Sponsor: Representative Petrilli.
Signed by the Governor 7/4/85.

This bill amends the law relating to unclaimed or abandoned property.

House Bill 258

Sponsors: Representatives Petrilli, Boykin, Anderson, Brady, and Van Sant; Senator Marshall.
Signed by the Governor 7/12/85.

This bill amends the law relating to partnership tax returns and penalties for failure to file such returns.

House Bill 276

Sponsors: Representatives Davis, Smith, Petrilli, Spence, Roy, and D. Ennis; Senators Martin and Arnold.
Signed by the Governor 7/4/85.

This bill provides that New Castle County shall be the beneficiary of all fines, penalties, and forfeitures resulting from arrests made by authorized representatives of its Department of Public Safety for violation of Title 21 of the Delaware Code.

House Bill 283

Sponsors: Representatives Carey, Caulk, Barnes, Buckworth, West, and Wingate; Senators Minner, Cook, Vaughn, Knox, Slatcher, Arnold, and Berndt.
Signed by the Governor 7/19/85.

This bill amends the law relating to finfishing in tidal waters.

House Bill 291

Sponsors: Representative Mack; Senator Marshall.
Signed by the Governor 7/12/85.

This bill amends the law relating to unemployment compensation.

House Bill 303

Sponsors: Representatives Reynolds and Spence; Senator McBride.
Signed by the Governor 7/4/85.

This bill amends the law relating to appeals taken from the Family Court.

House Bill 313

Sponsors: Representatives Spence, Reynolds, Houghton, and Davis; Senators Torbert, Adams, Sharp, Vaughn, Citro, and Neal.
Signed by the Governor 6/18/85.

This bill amends the law by adding a new chapter to Title 21 of the Delaware Code relating to motor carrier safety.

House Bill 385

Sponsors: Representatives Bennett, Barnes, West, Anderson, Buckworth, Campanelli, Carey, Caulk, Clark, Cordrey, B. Ennis, Fallon, Houghton, Jester, Oberle, Oughten, Petrilli, Quillen, Reynolds, Soles, Steele, Van Sant, and Wingate; Senators Cordrey, Sharp, Adams, Cook, Minner, Slatcher, Torbert, Vaughn, and Zimmerman.
Signed by the Governor 9/6/85.

This bill amends the law regarding disposition of fines and costs.

