


# THE JUDICIARY OF DELAWARE 1982 Annual Report



Cover

Kent County Courthouse circa 1885 from the print by C. H. Bailey and Co. entitled "Dover, Delaware".

Courtesy of: Division of Archives and Records, Dover, Delaware

**1982**

**ANNUAL REPORT OF THE DELAWARE JUDICIARY**

**January 25, 1983**

**prepared by the**

**ADMINISTRATIVE OFFICE OF THE COURTS**

**John R. Fisher      Lowell L. Groundland      Vincent P. Meconi**  
**Director              Deputy Director              Manager, Planning & Research**

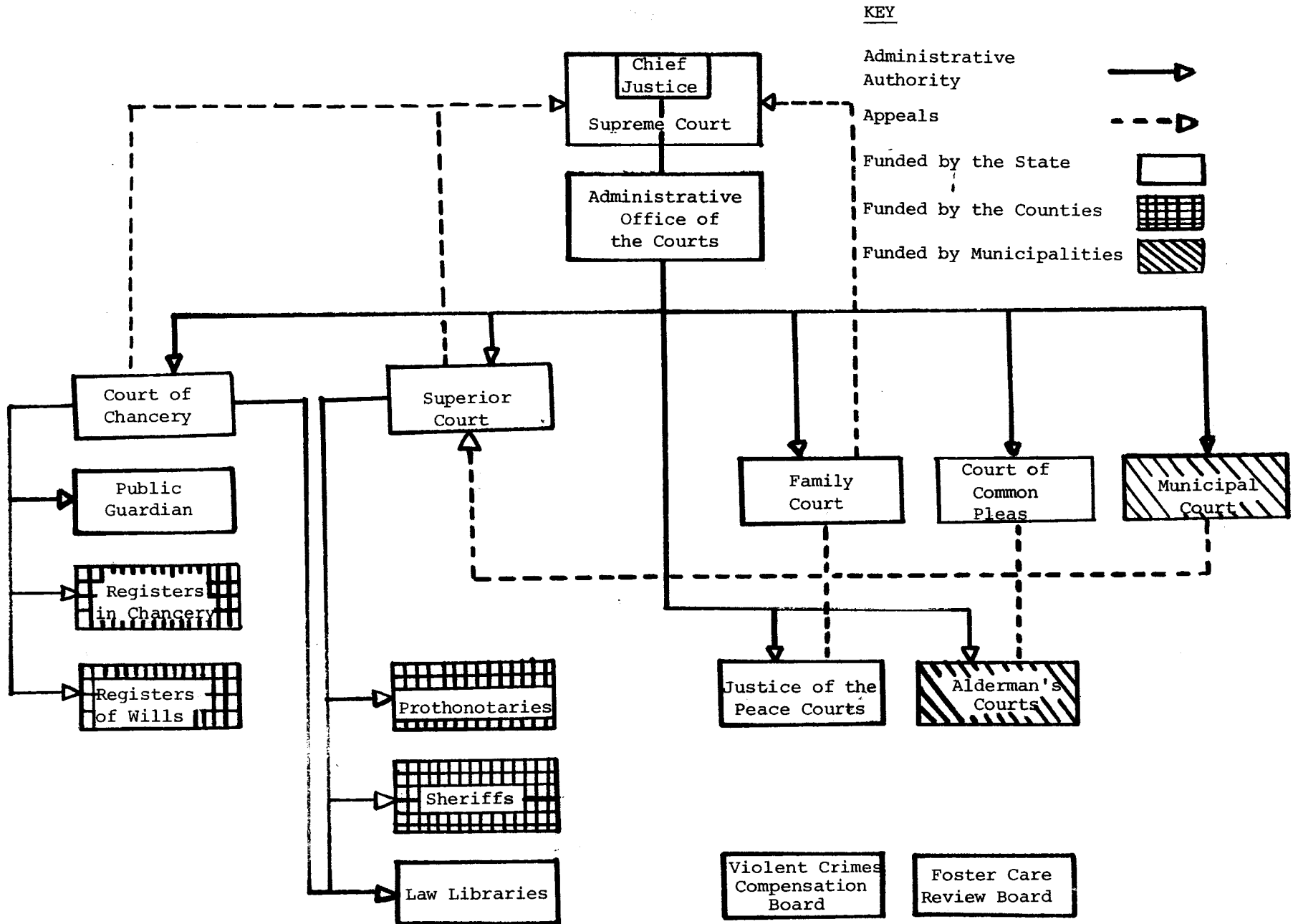
TABLE OF CONTENTS

I.	INTRODUCTION & OVERVIEW .....	5
	Organization Chart of the Delaware Judiciary .....	6
	Summary of Judicial Budgets - FY's 1981-1982-1983-1984 .....	7
	Court-Generated Revenue - FY 1982 .....	9
	Delaware State Government and Judiciary Appropriations - FY 1983 .....	11
II.	ADMINISTRATIVE OFFICE OF THE COURTS .....	13
	Description .....	14
	Personnel .....	15
III.	SUPREME COURT .....	17
	Description .....	18
	Judiciary .....	19
	Support Personnel .....	20
	Statistics .....	21
IV.	COURT OF CHANCERY .....	29
	Description .....	30
	Judiciary .....	32
	Support Personnel .....	33
	Statistics .....	35
V.	PUBLIC GUARDIAN .....	43
	Description .....	44
	Personnel .....	46
	Statistics .....	47
VI.	SUPERIOR COURT .....	49
	Description .....	50
	Judiciary .....	52
	Support Personnel .....	53
	Statistics .....	56
VII.	LAW LIBRARIES .....	87
	Description .....	88
	Personnel .....	89
VIII.	FAMILY COURT .....	91
	Description .....	92
	Judiciary .....	94
	Support Personnel .....	95
	Statistics .....	97
IX.	COURT OF COMMON PLEAS .....	107
	Description .....	108
	Judiciary .....	110
	Support Personnel .....	111
	Statistics .....	112

TABLE OF CONTENTS (CONTINUED)

X.	MUNICIPAL COURT .....	121
	Description .....	122
	Judiciary .....	124
	Support Personnel .....	125
	Statistics .....	126
XI.	JUSTICE OF THE PEACE COURTS .....	131
	Description .....	132
	Map of Court Locations .....	133
	Organization Chart .....	134
	Judiciary .....	135
	Support Personnel .....	136
	Statistics .....	139
XII.	ALDERMAN'S COURTS .....	155
	Description .....	156
	Map of Court Locations .....	157
	Organization Chart .....	158
	Aldermen .....	159
	Support Personnel .....	160
	Statistics .....	162
XIII.	VIOLENT CRIMES COMPENSATION BOARD .....	169
	Description .....	170
	Personnel .....	171
XIV.	FOSTER CARE REVIEW BOARD .....	173
	Description .....	174
	Personnel .....	176
XV.	CONFERENCES AND COUNCILS .....	177
	Court on the Judiciary .....	178
	Judicial Conference .....	178
	Council on the Administration of Justice .....	179
XVI.	LEGISLATION .....	181
	Description .....	182

# **Introduction & Overview**



SUMMARY OF JUDICIAL BUDGETS  
FISCAL YEARS 1981-1982-1983-1984

PAGE  
=7=

	F.Y. 1981 Actual <u>Disbursement</u>	F.Y. 1982 Actual <u>Disbursement</u>	F.Y. 1983 <u>Budget</u>	F.Y. 1984 <u>Request</u>
<u>STATE*</u>				
Administrative Office of the Courts	\$ 1,966,600	\$ 2,016,900	\$ 2,406,300	\$ 3,161,700
Supreme Court	602,600	624,800	803,500	981,600
Court of Chancery	357,700	385,300	482,000	684,400
Public Guardian	61,900	65,400	110,200	156,000
Superior Court	2,296,800	2,406,300	3,050,700	4,544,500
Law Libraries	167,600	197,500	193,800	254,000
Family Court	4,548,000	4,156,700	7,065,400	6,814,500
Court of Common Pleas	995,800	1,053,600	1,409,700	1,680,900
Justice of the Peace Courts	2,781,600	3,037,500	4,001,700	4,549,800
Violent Crimes Compensation Board	382,800	402,300	423,600	443,700
Foster Care Review Board	77,500	77,500	111,200	117,400
STATE TOTALS	<u>\$14,238,900</u>	<u>\$14,423,800</u>	<u>\$20,058,100</u>	<u>\$23,388,500</u>
<u>NEW CASTLE COUNTY</u>				
Register in Chancery	\$ 324,671	\$ 337,886	\$ 349,558	N.A.
Register of Wills	355,990	410,979	413,399	N.A.
Prothonotary	877,855	1,066,709	1,188,409	N.A.
Sheriff	689,337	719,388	785,327	N.A.
NEW CASTLE COUNTY TOTALS	<u>\$ 2,247,853</u>	<u>\$ 2,534,962</u>	<u>\$ 2,736,693</u>	N.A.
<u>KENT COUNTY</u>				
Register in Chancery	\$ 48,466	\$ 46,985	\$ 48,580	N.A.
Register of Wills	38,277	36,269	38,255	N.A.
Prothonotary	98,151	108,806	131,892	N.A.
Sheriff	79,479	75,209	80,229	N.A.
KENT COUNTY TOTALS	<u>\$ 264,373</u>	<u>\$ 267,269</u>	<u>\$ 298,956</u>	N.A.

N.A. = Not Available

\*Figures include State general funds, federal funds, and other funds.



SUMMARY OF JUDICIAL BUDGETS (CONTINUED)  
FISCAL YEARS 1981-1982-1983-1984

	<u>F.Y. 1981</u> Actual <u>Disbursement</u>	<u>F.Y. 1982</u> Actual <u>Disbursement</u>	<u>F.Y. 1983</u> Budget	<u>F.Y. 1984</u> Request
<u>SUSSEX COUNTY</u>				
Register in Chancery	\$ 41,799	\$ 34,923	\$ 37,609	N.A.
Register of Wills	34,116	34,548	38,481	N.A.
Prothonotary	48,824	66,503	70,748	N.A.
Sheriff	<u>79,173</u>	<u>67,834</u>	<u>71,624</u>	<u>N.A.</u>
SUSSEX COUNTY TOTALS	\$ 213,912	\$ 203,808	\$ 218,462	N.A.
<u>MUNICIPALITIES</u>				
Municipal Court*	\$ 626,046	\$ 678,939	\$ 774,715	\$ 803,796
Alderman's Courts	<u>N.A.</u>	<u>N.A.</u>	<u>N.A.</u>	<u>N.A.</u>
MUNICIPALITIES TOTALS	N.A.	N.A.	N.A.	N.A.
GRAND TOTALS - JUDICIAL BRANCH**	\$17,591,084	\$18,108,778	\$24,086,926	\$24,192,296

N.A. = Not Available

\*Figures include City of Wilmington funds and federal funds.

\*\*Totals for F.Y. 1981, F.Y. 1982, and F.Y. 1983 do not include Alderman's Courts.

Totals for F.Y. 1984 do not include Alderman's Courts or any County funds.

COURT-GENERATED REVENUE\*

FISCAL YEAR 1982

PAGE

9

	<u>Fees and Costs</u>	<u>Fines</u>	<u>Interest**</u>	<u>Miscellaneous#</u>	<u>TOTALS</u>	Revenue as a % of Operating Budget##
<u>SUBMITTED TO STATE GENERAL FUND</u>						
Administrative Office of the Courts	\$ 0	\$ 0	\$ 0	\$ 400	\$ 400	¶
Supreme Court	7,000	0	0	3,200	10,200	1.6%
Court of Chancery	0	0	365,000	0	365,000	94.7%
Public Guardian	0	0	0	1,200	1,200	1.8%
Superior Court	14,747	11,372	13,699	60	39,878	1.7%
Law Libraries	0	0	0	0	0	0.0%
Family Court	349,500	34,000	0	6,400	389,900	9.4%
Court of Common Pleas	170,100	181,500	0	6,300	357,900	34.0%
Justice of the Peace Courts	1,362,600	1,817,900	0	12,300	3,192,800	105.1%
Foster Care Review Board	0	0	0	0	0	0.0%
STATE GENERAL FUND TOTALS	\$1,903,947	\$2,044,772	\$378,699	\$29,860	\$4,357,278	30.2%
<u>SUBMITTED TO VICTIMS COMPENSATION FUND</u>						
Superior Court	-	\$ 28,700	-	-	\$ 28,700	-
Family Court	-	1,000	-	-	1,000	-
Court of Common Pleas	-	30,200	-	-	30,200	-
Municipal Court	-	48,100	-	-	48,100	-
Justice of the Peace Courts	-	276,000	-	-	276,000	-
Alderman's Courts	-	42,600	-	-	42,600	-
Violent Crimes Compensation Board	-	0	-	-	0	106.0%¶¶
VICTIMS COMPENSATION FUND TOTALS	-	\$ 426,600	-	-	\$ 426,600	106.0%¶¶
<u>SUBMITTED TO NEW CASTLE COUNTY</u>						
Register in Chancery	\$ 134,837	0	\$360,033	0	\$ 494,870	146.5%
Register of Wills	760,937	0	0	0	760,937	185.2%
Prothonotary	346,196	0	0	0	346,196	32.5%
Sheriff	156,816	0	0	0	156,816	21.8%
NEW CASTLE COUNTY TOTALS	\$1,398,786	0	\$360,033	0	\$1,758,819	69.4%

\*Figures represent only revenue actually collected, not the total amount of fines and costs actually assessed.

\*\*Counties receive 50% of all Court of Chancery interest money and 25% of all Superior Court interest money.

#Bond forfeitures, transcript charges, fees for licenses of deadly weapons, duplicate dog licenses, copying machine revenue, and escheated funds.

##FY 1982 Revenue divided by FY 1982 Actual Disbursement, which includes State general, federal, and other funds.

¶Less than one-tenth of 1%.

¶¶All Victims Compensation Fund monies collected by other courts are submitted to the Violent Crimes Compensation Board.

COURT-GENERATED REVENUE (CONTINUED)\*

	<u>Fees and Costs</u>	<u>Fines</u>	<u>Interest**</u>	<u>Miscellaneous#</u>	<u>TOTALS</u>	<u>Revenue as a % of Operating Budget##</u>
<u>SUBMITTED TO KENT COUNTY</u>						
Register in Chancery	\$ 9,678	0	\$ 3,363	0	\$ 13,041	27.8%
Register of Wills	89,692	0	0	0	89,692	247.3%
Prothonotary	51,268	0	588	0	51,856	47.7%
Sheriff	<u>15,102</u>	<u>0</u>	<u>0</u>	<u>0</u>	<u>15,102</u>	<u>20.1%</u>
KENT COUNTY TOTALS	\$ 165,740	0	\$ 3,951	0	\$ 169,691	63.5%
<u>SUBMITTED TO SUSSEX COUNTY</u>						
Register in Chancery	N.A.	N.A.	N.A.	N.A.	\$ 11,331	32.4%
Register of Wills	N.A.	N.A.	N.A.	N.A.	250,530	725.2%
Prothonotary	N.A.	N.A.	N.A.	N.A.	51,189	77.0%
Sheriff	<u>N.A.</u>	<u>N.A.</u>	<u>N.A.</u>	<u>N.A.</u>	<u>10,329</u>	<u>15.2%</u>
SUSSEX COUNTY TOTALS	N.A.	N.A.	N.A.	N.A.	\$ 323,379	158.7%
<u>SUBMITTED TO MUNICIPALITIES</u>						
Municipal Court	\$ 68,633	\$ 406,071	0	0	\$ 474,704	69.9%
Justice of the Peace Courts	0	522,602	0	0	522,602	17.2%¶
Alderman's Courts	<u>142,359</u>	<u>435,538</u>	<u>0</u>	<u>0</u>	<u>577,897</u>	<u>N.A.</u>
MUNICIPALITIES TOTALS	\$ 210,992	\$ 1,364,211	0	0	\$ 1,575,203	N.A.
GRAND TOTALS - JUDICIAL BRANCH¶¶	\$3,679,465	\$3,835,583	\$742,683	\$29,860	\$8,610,970	47.6%§

N.A. = Not Available

\*Figures represent only revenue actually collected, not the total amount of fines and costs actually assessed.

\*\*Counties receive 50% of all Court of Chancery interest money and 25% of all Superior Court interest money.

#Bond forfeitures, transcript charges, fees for licenses of deadly weapons, duplicate dog licenses, copying machine revenue, and escheated funds.

##FY 1982 Revenue divided by FY 1982 Actual Disbursement, which includes State general, federal, and other funds.

¶Total revenue generated by the Justice of the Peace Courts in FY 1982 was \$3,715,402, which represents 122.3% of expenditures for that year.

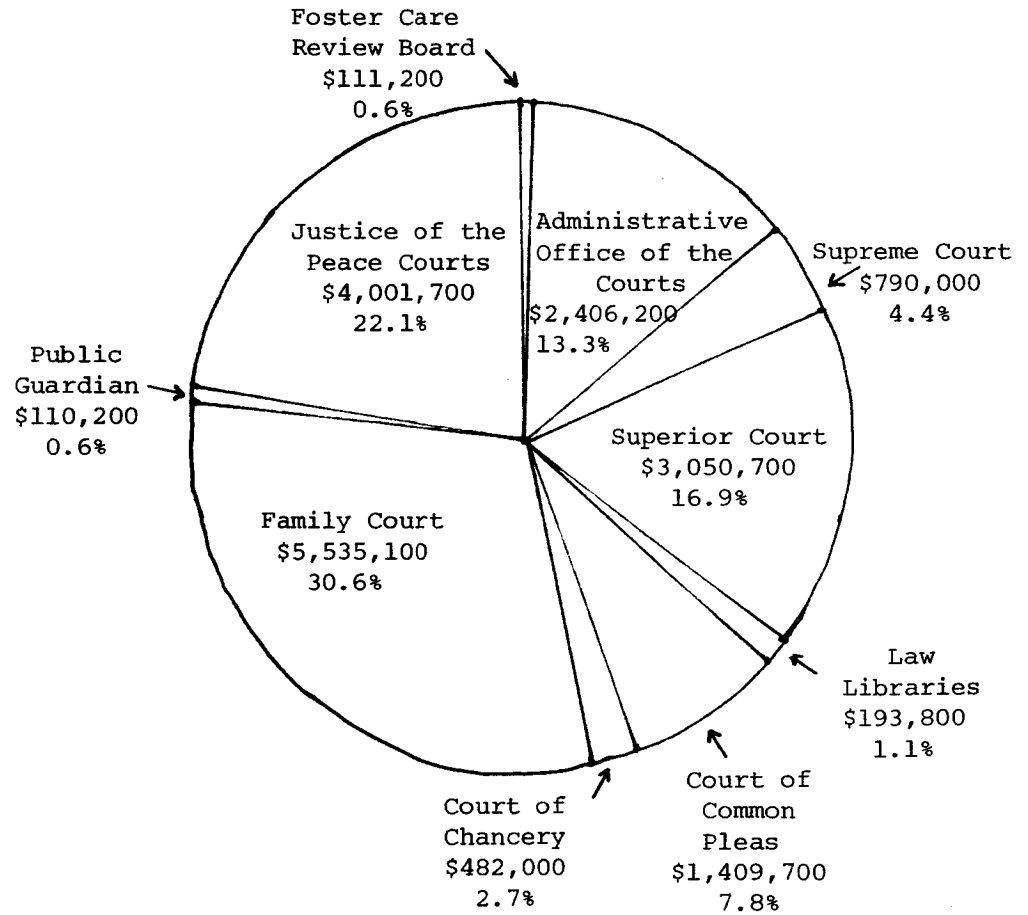
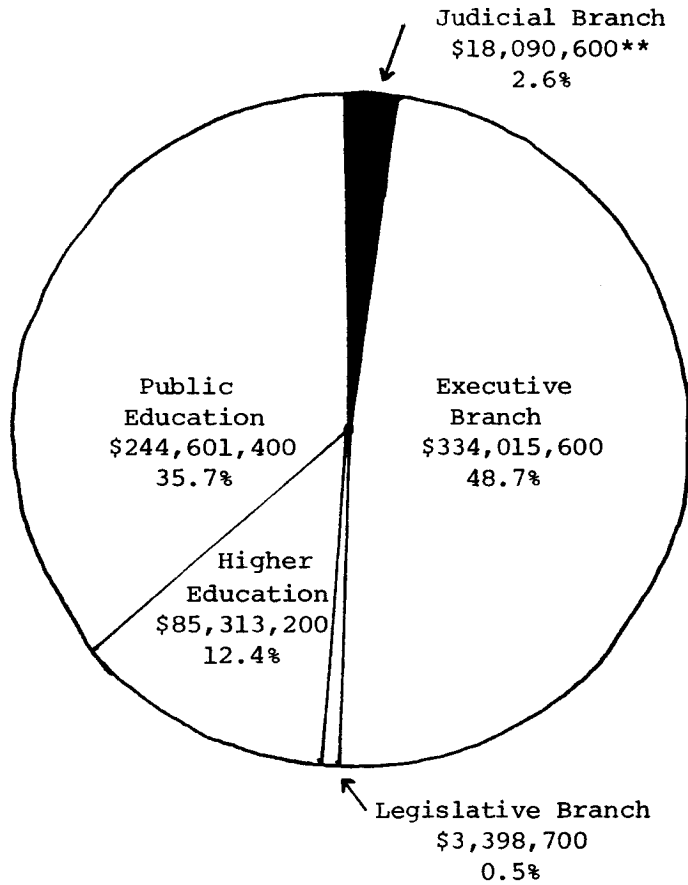
¶¶Column totals do not sum to grand totals because some Kent and Sussex County breakdowns are not available.

§This figure is approximate as some expenditure data is not available.

FISCAL YEAR 1983

STATE APPROPRIATIONS - TOTAL  
\$685,419,500

STATE APPROPRIATIONS - JUDICIARY  
\$18,090,600\*\*



\*State general fund monies only.

\*\*Excludes \$423,600 in special fund monies appropriated to the Violent Crimes Compensation Board.

Source: 132nd General Assembly, Senate Substitute 1 for Senate Bill 606

# **Administrative Office of the Courts**

Legal Authorization

The Administrative Office of the Courts was established by 10 Delaware Code, Chapter 1, during the 1971 General Assembly.

Duties

The Administrative Office of the Courts serves as the focal point for coordination and communications concerning all court administrative activities in the judicial system. The office prepares budgets for the Supreme Court, Court of Chancery, and the Foster Care Review Board, and assists in preparation of the budgets of the Public Guardian and the Law Libraries. It administers the payment of all jurors and witnesses. The AOC is largely responsible for the acquisition of space or facilities for the judicial system, and is responsible for the supervision of lease negotiations and the payment of all rentals. It has primary responsibility for the acquisition, supervision, and administration of federal funds received to assist the court system. It is also responsible for personnel administration for non-Merit Courts. The Administrative Office of the Courts has responsibility for the development and maintenance of the computerized judicial information system. Also, the AOC acts as the focal point between the court system and other government agencies on the local, state, and federal levels. The AOC will implement and manage the upcoming judicial personnel system. The Administrative Office of the Courts collects statistics from the various courts and produces the Annual Report of the Judiciary. The AOC also performs other duties as prescribed by the Chief Justice.

Personnel

The Director of the Administrative Office of the Courts is appointed by and serves at the pleasure of the Chief Justice of the Supreme Court of the State of Delaware.

The Director may, with the approval of the Chief Justice, appoint such assistants and clerical personnel as are required.

ADMINISTRATIVE OFFICE OF THE COURTS

Main Office  
11th Floor  
Elbert N. Carvel Delaware State Building  
820 North French Street  
Wilmington, DE 19801  
(571-2480)

Data Processing Center  
Mezzanine  
Public Building  
1020 King Street  
Wilmington, DE 19801  
(571-2344)

PERSONNEL

Director

John R. Fisher  
Carolyn Walker, Secretary

Deputy Director

Lowell L. Groundland

Supervisor of Accounting

E. Dawn Bowman

Personnel Manager

Robert A. Homiller

Manager, Planning and Research

Vincent P. Meconi

Data Processing Manager

James P. Boulanger

Accounting Clerk

Georgia A. Roberts

Personnel Assistant

E. Lynn Deramo

Research Assistant

Adam Golby

Lead Programmer/Analyst

Noreen O. Manning

Secretary

Maria Cook

Programmer/Analyst

William B. Vanneman, Jr.  
Christine L. Creegan  
Elizabeth G. Bachmurski

Computer Operators

Patricia A. Hall  
Joseph Portale

Secretary

Roberta B. Cooper

# **Supreme Court**



Authorization

The Supreme Court is created by the Constitution of Delaware, Article IV, Section I. The Supreme Court has statewide jurisdiction and sits in Dover.

Jurisdiction

The Court has final appellate jurisdiction in criminal cases in which the sentence exceeds certain minimums and in civil cases as to final judgments and certain other orders of Superior Court, Court of Chancery, and Family Court. Appeals are heard on the record. The Supreme Court has jurisdiction to issue writs of prohibition, quo warranto, certiorari, and mandamus.

Justices

The Supreme Court consists of a Chief Justice and four Justices, who are appointed by the Governor with the consent of the Senate. The Justices are appointed for 12-year terms and must be learned in the law and citizens of the State. Three of the Justices must be of one of the major political parties while the other two Justices must be of the other major political party.

Administration

The Chief Justice is responsible for the administration of all courts in the State and appoints a Director of the Administrative Office of the Courts to manage the non-judicial aspects of court administration. The Supreme Court is staffed by a Clerk and Chief Deputy Clerk, law clerks, and secretaries.

Caseload Trend

The 389 cases filed in FY 1982 represented the largest number of filings in a single fiscal year in the history of the Supreme Court. The increase of 52 cases from FY 1981 represented a rise of 15.4% for FY 1982. The 361 dispositions in FY 1982 was 3.7% greater than the FY 1981 total of 348 dispositions. The substantial number of filings led to a rise in pending from 267 to 295 cases in FY 1982, an increase after three consecutive years of pending drops. From filing to disposition, civil appeals were disposed of in an average of 243.4 days, criminal appeals in an average of 380.6 days, and other cases in an average of 134.0 days. For all cases combined the average time from filing to disposition was 296.2 days, a decrease of 19.3 days from the FY 1981 average of 315.5 days.

SUPREME COURT

JUDICIARY

NEW CASTLE COUNTY

KENT COUNTY

SUSSEX COUNTY

Chief Justice

Hon. Daniel L. Herrmann (D, 8/9/85)  
C. Jane Obold, Secretary  
(571-2427)

Associate Justices

Hon. William T. Quillen (D, 10/30/90)  
Barbara Normille, Secretary  
(571-3700)  
Hon. Andrew G.T. Moore, II (D, 5/24/94)  
Kathlene Gray, Secretary  
(571-3730)

Associate Justice

Hon. Henry R. Horsey (R, 10/30/90)  
Audrey F. Bacino, Secretary  
(736-4214)

Associate Justice

Hon. John J. McNeilly (R, 10/25/86)  
Ida Mae Ellis, Secretary  
(856-5365)

SUPREME COURT

SUPPORT PERSONNEL

NEW CASTLE COUNTY

Supreme Court Chambers  
11th Floor  
Elbert N. Carvel Delaware State Building  
820 North French Street  
Wilmington, DE 19801

Chief Deputy Clerk of the Supreme Court  
Stephen D. Taylor  
(571-3706)

Administrative Secretary  
Lois D. Taylor  
(571-2429)

Law Clerks  
William Johnston  
(571-3799)  
Rose Mary Killian  
(571-2594)  
Loren C. Meyers  
(571-3737)

Receptionist  
JoAnne Spoonamore  
(571-2425)

KENT COUNTY

Supreme Court Building  
55 The Green  
P.O. Box 476  
Dover, DE 19901

Clerk of the Supreme Court  
T. E. Townsend, Jr.  
(736-4155, 734-3001)

Deputy Clerk  
Cathy L. Howard

Bailiff  
Charles W. Atkins  
(736-4155)

Margaret McKay  
(736-4214)

SUSSEX COUNTY

Supreme Court Chambers  
208 Sussex County Courthouse  
The Circle  
Georgetown, DE 19947

Francis Jones  
(856-5363)

SUPREME COURT

FISCAL YEAR 1982  
WORKLOAD SUMMARY

	<u>Pending 6/30/81</u>	<u>Filings</u>	<u>Dispositions</u>	<u>Pending 6/30/82</u>	<u>Change In Pending</u>	<u>% Change In Pending</u>
Criminal Appeals	145	163	153	155	+10	+ 6.9%
Civil Appeals	110	207	190	127	+17	+ 15.5%
Certifications	2	6	4	4	+ 2	+100.0%
Original Applications	10	12	13	9	- 1	- 10.0%
Censor Committee	<u>0</u>	<u>1</u>	<u>1</u>	<u>0</u>	<u>0</u>	<u>-</u>
TOTALS	267	389	361	295	+28	+ 10.5%

COMPARISON - FISCAL YEARS 1981-1982  
WORKLOAD

FILINGS

	<u>1981</u>	<u>1982</u>	<u>Change</u>	<u>% Change</u>
Criminal Appeals	130	163	+33	+ 25.4%
Civil Appeals	190	207	+17	+ 8.9%
Certifications	4	6	+ 2	+ 50.0%
Original Applications	11	12	+ 1	+ 9.1%
Censor Committee	0	1	+ 1	-
Advisory Opinions	<u>2</u>	<u>0</u>	<u>- 2</u>	<u>-100.0%</u>
TOTALS	337	389	+52	+ 15.4%

DISPOSITIONS

	<u>1981</u>	<u>1982</u>	<u>Change</u>	<u>% Change</u>
Criminal Appeals	116	153	+37	+ 31.9%
Civil Appeals	214	190	-24	- 11.2%
Certifications	5	4	- 1	- 20.0%
Original Applications	9	13	+ 4	+ 44.4%
Censor Committee	2	1	- 1	- 50.0%
Advisory Opinions	<u>2</u>	<u>0</u>	<u>- 2</u>	<u>-100.0%</u>
TOTALS	348	361	+13	+ 3.7%

Source: Clerk and Chief Deputy Clerk of the Supreme Court

SUPREME COURT  
FISCAL YEAR 1982  
WORKLOAD BREAKDOWNS

PAGE  
=22=

FILINGS

	<u>Court of Chancery</u>	<u>Superior Court</u>	<u>Family Court</u>	<u>Court of Common Pleas</u>	<u>Non-Court Originated</u>	<u>TOTALS</u>
Criminal Appeals	0 0.0%	163 100.0%	0 0.0%	0 0.0%	0 0.0%	163 100.0%
Civil Appeals	33 15.9%	115 55.6%	59 28.5%	0 0.0%	0 0.0%	207 100.0%
Certifications	0 0.0%	0 0.0%	0 0.0%	0 0.0%	6 100.0%	6 100.0%
Original Applications	0 0.0%	0 0.0%	0 0.0%	0 0.0%	12 100.0%	12 100.0%
Censor Committee	<u>0 0.0%</u>	<u>0 0.0%</u>	<u>0 0.0%</u>	<u>0 0.0%</u>	<u>1 100.0%</u>	<u>1 100.0%</u>
TOTALS	33 8.5%	278 71.5%	59 15.2%	0 0.0%	19 4.9%	389 100.0%

DISPOSITIONS

	<u>Court of Chancery</u>	<u>Superior Court</u>	<u>Family Court</u>	<u>Court of Common Pleas</u>	<u>Non-Court Originated</u>	<u>TOTALS</u>
Criminal Appeals	0 0.0%	152 99.3%	0 0.0%	1 0.7%	0 0.0%	153 100.0%
Civil Appeals	28 14.7%	108 56.8%	54 28.4%	0 0.0%	0 0.0%	190 100.0%
Certifications	0 0.0%	0 0.0%	0 0.0%	0 0.0%	4 100.0%	4 100.0%
Original Applications	0 0.0%	0 0.0%	0 0.0%	0 0.0%	13 100.0%	13 100.0%
Censor Committee	<u>0 0.0%</u>	<u>0 0.0%</u>	<u>0 0.0%</u>	<u>0 0.0%</u>	<u>1 100.0%</u>	<u>1 100.0%</u>
TOTALS	28 7.8%	260 72.0%	54 15.0%	1 0.3%	18 5.0%	361 100.0%

PENDING AT END OF YEAR

	<u>Court of Chancery</u>	<u>Superior Court</u>	<u>Family Court</u>	<u>Court of Common Pleas</u>	<u>Non-Court Originated</u>	<u>TOTALS</u>
Criminal Appeals	0 0.0%	155 100.0%	0 0.0%	0 0.0%	0 0.0%	155 100.0%
Civil Appeals	N.A.	N.A.	N.A.	0 0.0%	0 0.0%	126 100.0%
Certifications	0 0.0%	0 0.0%	0 0.0%	0 0.0%	5 100.0%	5 100.0%
Original Applications	0 0.0%	0 0.0%	0 0.0%	0 0.0%	9 100.0%	9 100.0%
Censor Committee	<u>0 -</u>	<u>0 -</u>	<u>0 -</u>	<u>0 -</u>	<u>0 -</u>	<u>0 -</u>
TOTALS	N.A.	N.A.	N.A.	0 0.0%	14 4.7%	295 100.0%

CHANGE IN PENDING

	<u>Court of Chancery</u>	<u>Superior Court</u>	<u>Family Court</u>	<u>Court of Common Pleas</u>	<u>Non-Court Originated</u>	<u>TOTALS</u>
Criminal Appeals	0	+11	0	-1	0	+10
Civil Appeals	+5	+ 7	+5	0	0	+17
Certifications	0	0	0	0	+2	+ 2
Original Applications	0	0	0	0	-1	- 1
Censor Committee	<u>0</u>	<u>0</u>	<u>0</u>	<u>0</u>	<u>0</u>	<u>0</u>
TOTALS	+5	+18	+5	-1	+1	+28

N.A. = Not Available

Source: Clerk and Chief Deputy Clerk of the Supreme Court

SUPREME COURT

TOTAL NUMBER OF APPEALS FILED - 1950-1982

<u>Fiscal Year</u>	<u>Number</u>
1982	##### 389
1981	##### 337
1980	##### 333*
1979	##### 342*
1978*	##### 363*
1977	##### 362
1976	##### 341
1975	##### 273
1974	##### 255
1973	##### 247
1972	##### 250
1971	##### 176
1970**	##### 193
1969	##### 180
1968	##### 126
1967	##### 123
1966#	##### 104
1965#	##### 115
1964#	##### 105
1963#	##### 97
1962#	##### 89
1961#	##### 68
1960#	##### 63
1959#	##### 79
1958#	##### 63
1957#	##### 49
1956#	##### 56
1955#	## 21
1954#	### 33
1953#	### 32
1952#	### 35
1951#	### 26
1950#	# 13

\*Censor Committee cases were counted beginning in 1978.

\*\*Beginning in 1970, cross-appeals were no longer counted separately.

#Calendar Year.

Source: Clerk and Chief Deputy Clerk of the Supreme Court

SUPREME COURT

FISCAL YEAR 1982  
WORKLOAD  
TYPES OF DISPOSITIONS

APPEALS DISPOSITIONS

	<u>Affirmed</u>	<u>Modified</u>	<u>Reversed</u>	<u>Reversed and Remanded</u>	<u>Remanded</u>	<u>Voluntary Dismissal</u>	<u>Court Dismissal</u>	<u>Leave to Appeal Denied</u>	<u>Transferred</u>	<u>TOTALS</u>
Criminal Appeals	98 64.0%	6 3.9%	3 2.0%	11 7.2%	4 2.6%	21 13.7%	9 5.9%	1 0.6%	0 0.0%	153 100.0%
Civil Appeals	64 33.7%	15 7.9%	15 7.9%	14 7.4%	4 2.1%	46 24.2%	13 6.8%	16 8.4%	3 1.6%	190 100.0%
TOTALS	162 47.2%	21 6.1%	18 5.2%	25 7.3%	8 2.3%	67 19.5%	22 6.4%	17 5.0%	3 0.9%	343 100.0%

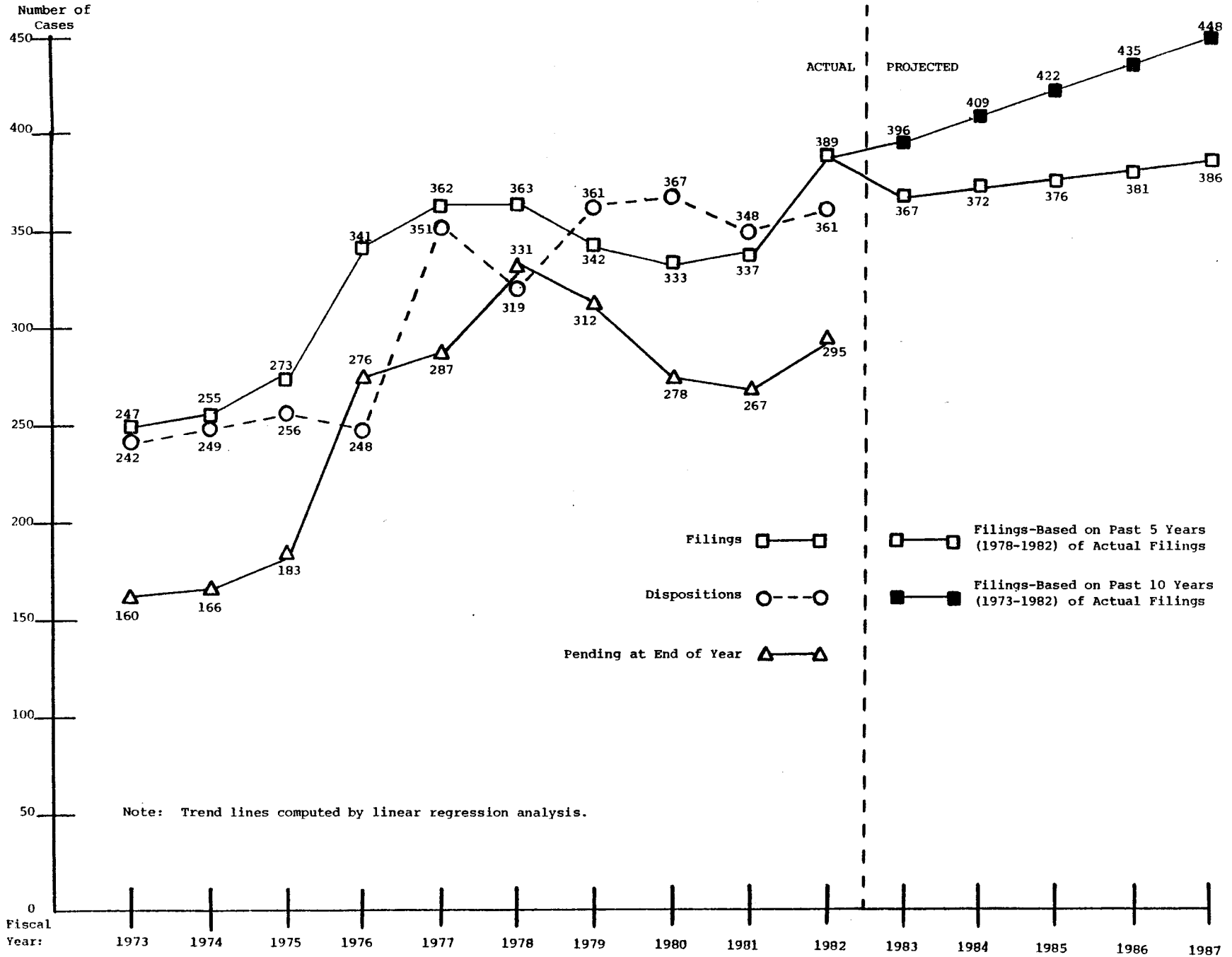
MISCELLANEOUS DISPOSITIONS

	<u>Granted</u>	<u>Denied</u>	<u>Reversed and Remanded</u>	<u>Voluntary Dismissal</u>	<u>Court Dismissal</u>	<u>Sanctions Applied</u>	<u>TOTALS</u>
Certifications	0 0.0%	3 75.0%	0 0.0%	1 25.0%	0 0.0%	0 0.0%	4 100.0%
Original Applications	3 23.1%	2 15.4%	1 7.7%	3 23.1%	4 30.8%	0 0.0%	13 100.0%
Censor Committee	0 0.0%	0 0.0%	0 0.0%	0 0.0%	0 0.0%	1 100.0%	1 100.0%
TOTALS	3 16.7%	5 27.8%	1 5.6%	4 22.2%	4 22.2%	1 5.6%	18 100.0%

METHODS OF DISPOSITIONS

	<u>Assigned Opinion</u>	<u>Per Curiam Opinion</u>	<u>Written Order</u>	<u>Voluntary Dismissal</u>	<u>Transfer</u>	<u>TOTALS</u>
Criminal Appeals	27 17.6%	4 2.6%	101 66.0%	21 13.7%	0 0.0%	153 100.0%
Civil Appeals	38 20.0%	8 4.2%	95 50.0%	46 24.2%	3 1.6%	190 100.0%
Certifications	0 0.0%	0 0.0%	3 75.0%	1 25.0%	0 0.0%	4 100.0%
Original Applications	0 0.0%	0 0.0%	10 76.9%	3 23.1%	0 0.0%	13 100.0%
Censor Committee	1 100.0%	0 0.0%	0 0.0%	0 0.0%	0 0.0%	1 100.0%
TOTALS	66 18.3%	12 3.3%	209 57.9%	71 19.7%	3 0.8%	361 100.0%

10 YEAR WORKLOAD TREND AND 5 YEAR WORKLOAD PROJECTIONS  
TOTAL CASES





SUPREME COURT  
FISCAL YEAR 1982  
PERFORMANCE SUMMARY

	<u>Number of Dispositions</u>	<u>Average Time from Filing to Disposition</u>
Criminal Appeals	153	380.6 days
Civil Appeals	190	243.4
Certifications	4	169.8
Original Applications	13	116.5
Censor Committee	<u>1</u>	<u>219.0</u>
TOTALS	361	296.2 days

COMPARISON - FISCAL YEARS 1981-1982  
PERFORMANCE SUMMARY

AVERAGE TIME FROM FILING TO DISPOSITION

	<u>1981</u>	<u>1982</u>	<u>Change</u>	<u>% Change</u>
Criminal Appeals	397.5 days	380.6 days	- 16.9 days	- 4.3%
Civil Appeals	281.4	243.4	- 38.0	-13.5%
Certifications	141.6	169.8	+ 28.2	+19.9%
Original Applications	139.0	116.5	- 22.5	-16.2%
Advisory Opinions	12.5	-	-	-
Censor Committee	<u>733.5</u>	<u>219.0</u>	<u>-514.5</u>	<u>-70.1%</u>
TOTALS	315.5 days	296.2 days	- 19.3 days	- 6.1%

Source: Clerk and Chief Deputy Clerk of the Supreme Court

SUPREME COURT

FISCAL YEAR 1982  
PERFORMANCE BREAKDOWNS

ELAPSED TIME BY DISPOSITION TYPE

<u>Type of Disposition</u>	<u>Number of Dispositions</u>	<u>Average Time from Filing to Disposition</u>
Affirmed	162	341.4 days
Modified	21	498.7
Reversed	18	398.7
Reversed and Remanded	26	428.5
Remanded	8	272.8
Voluntary Dismissal	71	209.9
Court Dismissal	26	157.8
Leave to Appeal Denied	17	61.7
Transferred	3	35.7
Granted	3	33.7
Denied	5	33.6
Sanctions Applied	<u>1</u>	<u>219.0</u>
TOTALS	361	296.2 days

ELAPSED TIME BY DISPOSITION METHOD

<u>Method of Disposition</u>	<u>Number of Dispositions</u>	<u>Average Time from Filing to Disposition</u>
Assigned Opinion	66	457.7 days
Per Curium Opinion	12	367.3
Written Order	209	264.6
Voluntary Dismissal	71	209.9
Transfer	<u>3</u>	<u>33.7</u>
TOTALS	361	296.2 days

Source: Clerk and Chief Deputy Clerk of the Supreme Court

# **Court of Chancery**

Legal Authorization

The Constitution of Delaware, Article IV, Section 1, authorizes the Court of Chancery.

Geographic Organization

The Court of Chancery holds court in Wilmington, Dover, and Georgetown; that is, at one location in each county in the county seat.

Legal Jurisdiction

The Court of Chancery has jurisdiction to hear and determine all matters and causes in equity. The general equity jurisdiction of the Court is measured in terms of the general equity jurisdiction of the High Court of Chancery of Great Britain as it existed prior to the separation of the American Colonies. The General Assembly may confer upon the Court of Chancery additional statutory jurisdiction. In today's practice, the litigation in the Court of Chancery consists largely of corporate matters, trusts, estates, and other fiduciary matters, disputes involving the purchase and sale of land, and the clearing of clouds on title, as well as commercial and contractual matters in general. When issues of fact to be tried by jury arise, the Court of Chancery may order such facts to trial by issues in Superior Court.

Judges

One Chancellor and two Vice-Chancellors hold the Court of Chancery. The Chancellor and Vice-Chancellors are appointed by the Governor with the consent of the majority of the Senate's elected members for 12 year terms. The Chancellor and Vice-Chancellors must be learned in the law and must be Delaware citizens.

Support Personnel

The Chancellor may appoint court reporters, bailiffs, criers or pages, and law clerks. The judges may appoint one Chief Deputy Register in Chancery in each county.

The Register of Wills acts as a Clerk of the Court of Chancery for probate matters. The majority of the Register's former judicial and quasi-judicial powers are now held by the Court of Chancery. A Register of Wills is elected in each county for that county. The Chancellor names a Chief Deputy Register of Wills for each county.

Public Guardian

The Chancellor has the duty to appoint the Public Guardian. The Public Guardian serves, when appointed by the Court, as the guardian of the person or property of the aged, the mentally infirm, and the physically incapacitated. Under the law, the Public Guardian is intended to be the guardian of last resort.

Caseload Trend

Civil cases in the Court of Chancery during fiscal year 1982 showed increases in both filings and dispositions as compared with fiscal year 1981 because of increases in New Castle County. Filings rose by 116 cases from 424 cases in FY 1981 to 540 cases in FY 1982, an increase of 27.4%, as filings in New Castle County jumped by 125 cases from 322 filings in FY 1981 to 447 filings in FY 1982, a rise of 38.8%. Dispositions for the State increased by 10.4% from 415 in FY 1981 to 458 in FY 1982 due to a 23.5% rise in New Castle County from 302 in FY 1981 to 373 in FY 1982. Pending rose by 10.8% from 760 at the end of FY 1981 to 842 at the end of FY 1982.

Miscellaneous matters filed in the Court of Chancery dropped from 594 in FY 1981 to 538 in FY 1982, a 9.4% decrease. Dispositions increased from 452 in FY 1981 to 471 in FY 1982, a 4.2% change. The net result was that at the end of FY 1982 there were 4,597 miscellaneous matters pending as compared with 4,530 pending at the end of FY 1981, an increase of 1.5%. The number of estates filed changed only slightly, dropping by 1.7% from 1,874 in FY 1981 to 1,843 in FY 1982. Dispositions, however, rose by 10.4% from 1,809 in FY 1981 to 1,998 in FY 1982 as all three counties showed an increase in the number of estates disposed of in FY 1982. The increase in dispositions led to a 6.2% decrease in pending at the end of the year from 2,497 at the end of FY 1981 to 2,342 at the end of FY 1982.

COURT OF CHANCERY

JUDICIARY

Chancellor

Hon. Grover C. Brown (R, 5/9/85)  
Mary Lou Wilcoxson, Secretary  
(856-5338, 571-2442)

Vice-Chancellors

Hon. Maurice A. Hartnett, III (D, 9/29/88)  
Shirley D. Wood, Secretary  
Joyce D. Stockslager, Secretary  
(736-4397, 571-2441)

Hon. Joseph J. Longobardi (R, 5/13/94)  
Anne Marie Brown, Secretary  
(571-2443)

## SUPPORT PERSONNEL

## NEW CASTLE COUNTY

Court of Chancery  
134 Public Building  
1020 North King Street  
Wilmington, Delaware 19801

Court Reporters

Henry D. Skogmo, Chief  
(571-2447)  
Lorraine B. Marino  
(571-2448)

Administrative Assistant

Dorothy Cordell  
(571-2440)

Law Clerks

Michael Houghton  
(571-2348)  
Pamela S. Tikellis  
(571-2444)

## KENT COUNTY

Court of Chancery  
48 The Green  
Dover, Delaware 19901

## SUSSEX COUNTY

Court of Chancery  
Sussex County Courthouse  
The Circle  
Georgetown, Delaware 19947

## REGISTERS IN CHANCERY

## NEW CASTLE COUNTY

Register in Chancery  
M-32 Public Building  
1020 King Street  
Wilmington, Delaware 19801  
(571-7540)

Registers in Chancery

John D. Kelly, III

Chief Deputies

Jane L. Koke  
Milton Roger Holmes

Deputies

Patricia G. Randolph  
Eleanor M. Riley

## KENT COUNTY

Register in Chancery  
Kent County Courthouse  
38 The Green  
Dover, Delaware 19901  
(736-2242)

Stanley Wayne Anthony

Loretta Wootten

Lydia M. McClary  
Gail Shaunnesy

## SUSSEX COUNTY

Register in Chancery  
Sussex County Courthouse  
The Circle  
Georgetown, Delaware 19947  
(856-7701, X250)

Harvey F. Donovan, Sr.

Bonnie E. Matthews

Shirley S. Sommers

COURT OF CHANCERY

REGISTERS OF WILLS

NEW CASTLE COUNTY

Register of Wills  
M-32 Public Building  
1020 North King Street  
Wilmington, Delaware 19801  
(571-7545)

Registers of Wills

Rita Justice  
Diane Cole, Secretary

Chief Deputies

Patricia A. Oleskay  
Grover C. Luttrell, Jr.

Deputies

Lillian Kleveland  
Adelaide Giacoma

Office Attorney

Vacant

KENT COUNTY

Register of Wills  
Kent County Courthouse  
38 The Green  
Dover, Delaware 19901  
(736-2233)

Sandra W. Dean

Betty A. Strobel

Francine Gilbert

SUSSEX COUNTY

Register of Wills  
Sussex County Courthouse  
The Circle  
Georgetown, Delaware 19947  
(856-7701, X205)

Wilson O. McCabe, Jr.

Isabelle P. Morris

Marie A. Scott



COURT OF CHANCERY

PAGE  
=35=

FISCAL YEAR 1982  
CIVIL CASES  
WORKLOAD SUMMARY

	<u>Pending 6/30/81</u>	<u>Filings</u>	<u>Dispositions</u>	<u>Pending 6/30/82</u>	<u>Change In Pending</u>	<u>% Change In Pending</u>
New Castle	543	447	373	617	+74	+13.6%
Kent	97	35	24	108	+11	+11.3%
Sussex	<u>120</u>	<u>58</u>	<u>61</u>	<u>117</u>	<u>- 3</u>	<u>- 2.5%</u>
State	760	540	458	842	+82	+10.8%

COMPARISON - FISCAL YEARS 1981-1982  
CIVIL CASES  
WORKLOAD

FILINGS

	<u>1981</u>	<u>1982</u>	<u>Change</u>	<u>% Change</u>
New Castle	322	447	+125	+38.8%
Kent	40	35	- 5	-12.5%
Sussex	<u>62</u>	<u>58</u>	<u>- 4</u>	<u>- 6.5%</u>
State	424	540	+116	+27.4%

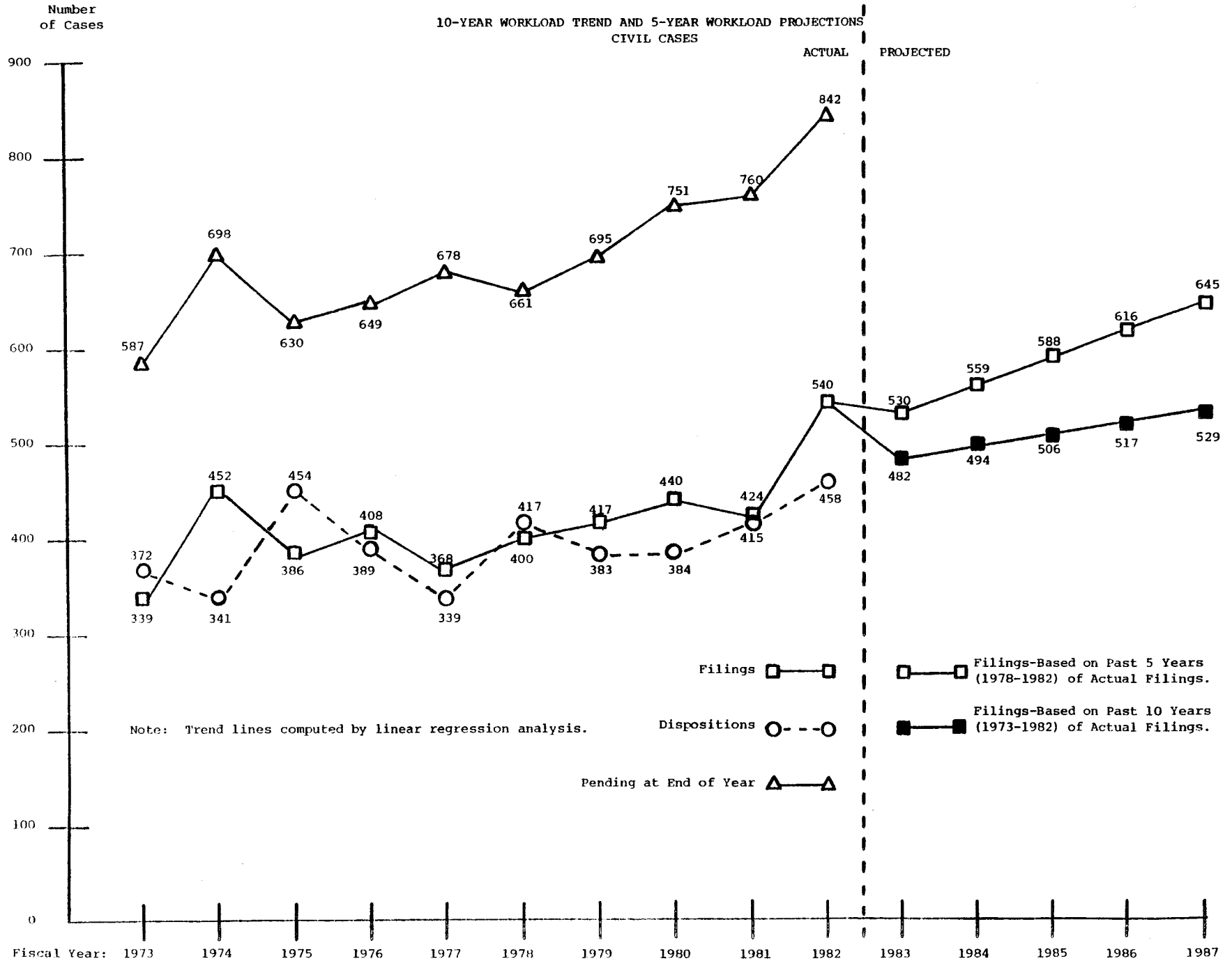
DISPOSITIONS

	<u>1981</u>	<u>1982</u>	<u>Change</u>	<u>% Change</u>
New Castle	302	373	+ 71	+23.5%
Kent	45	24	- 21	-46.7%
Sussex	<u>68</u>	<u>61</u>	<u>- 7</u>	<u>-10.3%</u>
State	415	458	+ 43	+10.4%

Source: New Castle County, Kent County, and Sussex County Registers in Chancery

COURT OF CHANCERY

10-YEAR WORKLOAD TREND AND 5-YEAR WORKLOAD PROJECTIONS  
CIVIL CASES



COURT OF CHANCERY  
FISCAL YEAR 1982  
MISCELLANEOUS MATTERS  
WORKLOAD SUMMARY

	<u>Pending 6/30/81</u>	<u>Filings</u>	<u>Dispositions</u>	<u>Pending 6/30/82</u>	<u>Change</u>	<u>% Change In Pending</u>
New Castle	3,057	269	307	3,019	-38	-1.2%
Kent	513	81	30	564	+51	+9.9%
Sussex	<u>960</u>	<u>188</u>	<u>134</u>	<u>1,014</u>	<u>+54</u>	<u>+5.6%</u>
State	4,530	538	471	4,597	+67	+1.5%

COMPARISON - FISCAL YEARS 1981-1982  
MISCELLANEOUS MATTERS

FILINGS

	<u>1981</u>	<u>1982</u>	<u>Change</u>	<u>% Change</u>
New Castle	317	269	-48	-15.1%
Kent	97	81	-16	-16.5%
Sussex	<u>180</u>	<u>188</u>	<u>+ 8</u>	<u>+ 4.4%</u>
State	594	538	-56	- 9.4%

DISPOSITIONS

	<u>1981</u>	<u>1982</u>	<u>Change</u>	<u>% Change</u>
New Castle	281	307	+26	+ 9.3%
Kent	52	30	-22	-42.3%
Sussex	<u>119</u>	<u>134</u>	<u>+15</u>	<u>+12.6%</u>
State	452	471	+19	+ 4.2%

Source: New Castle County, Kent County, and Sussex County Registers in Chancery

## COURT OF CHANCERY

PAGE  
=38=FISCAL YEAR 1982  
MISCELLANEOUS MATTERS  
WORKLOAD BREAKDOWNSFILINGS

	<u>Guardians for Minors</u>	<u>Guardians for Infirm</u>	<u>Trustees for Mentally Ill</u>	<u>Trusts</u>	<u>Other Matters</u>	<u>TOTALS</u>
New Castle	75 27.9%	107 39.8%	5 1.9%	65 24.2%	17 6.3%	269 100.0%
Kent	35 43.2%	27 33.3%	1 1.2%	9 11.1%	9 11.1%	81 100.0%
Sussex	<u>23 12.2%</u>	<u>32 17.0%</u>	<u>0 0.0%</u>	<u>79 42.0%</u>	<u>54 28.7%</u>	<u>188 100.0%</u>
State	133 24.7%	166 30.9%	6 1.1%	153 28.4%	80 14.9%	538 100.0%

DISPOSITIONS

	<u>Guardians for Minors</u>	<u>Guardians for Infirm</u>	<u>Trustees for Mentally Ill</u>	<u>Trusts</u>	<u>Other Matters</u>	<u>TOTALS</u>
New Castle	177 57.7%	31 10.1%	1 0.3%	87 28.3%	11 3.6%	307 100.0%
Kent	18 60.0%	3 10.0%	1 3.3%	5 16.7%	3 10.0%	30 100.0%
Sussex	<u>24 17.9%</u>	<u>32 23.9%</u>	<u>0 0.0%</u>	<u>24 17.9%</u>	<u>54 40.3%</u>	<u>134 100.0%</u>
State	219 46.5%	66 14.0%	2 0.4%	116 24.6%	68 14.4%	471 100.0%

PENDING AT END OF YEAR

	<u>Guardians for Minors</u>	<u>Guardians for Infirm</u>	<u>Trustees for Mentally Ill</u>	<u>Trusts</u>	<u>Other Matters</u>	<u>TOTALS</u>
New Castle	422 14.0%	738 24.4%	155 5.1%	1,373 45.5%	331 11.0%	3,019 100.0%
Kent	251 44.5%	152 27.0%	13 2.3%	129 22.9%	19 3.4%	564 100.0%
Sussex	<u>298 29.4%</u>	<u>100 9.9%</u>	<u>16 1.6%</u>	<u>584 57.6%</u>	<u>16 1.6%</u>	<u>1,014 100.0%</u>
State	971 21.1%	990 21.5%	184 4.0%	2,086 45.4%	366 8.0%	4,597 100.0%

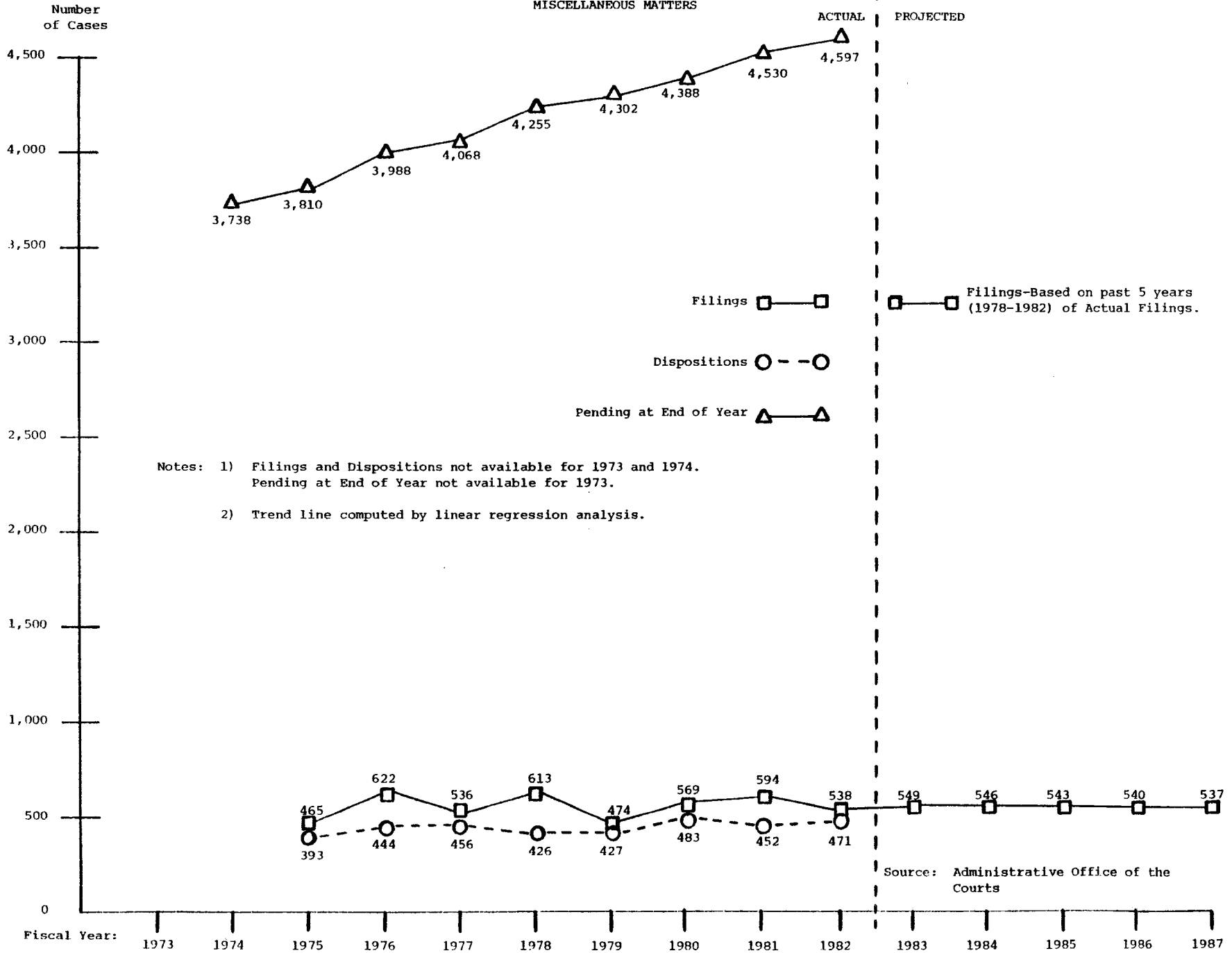
CHANGE IN PENDING

	<u>Guardians for Minors</u>	<u>Guardians for Infirm</u>	<u>Trustees for Mentally Ill</u>	<u>Trusts</u>	<u>Other Matters</u>	<u>TOTALS</u>
New Castle	-102	+ 76	+4	-22	+ 6	-38
Kent	+ 17	+ 24	0	+ 4	+ 6	+51
Sussex	<u>- 1</u>	<u>0</u>	<u>0</u>	<u>+55</u>	<u>0</u>	<u>+54</u>
State	- 86	+100	+4	+37	+12	+67

Source: New Castle County, Kent County, and Sussex County Registers in Chancery

COURT OF CHANCERY

10-YEAR WORKLOAD TREND AND 5-YEAR WORKLOAD PROJECTIONS  
MISCELLANEOUS MATTERS



Source: Administrative Office of the Courts

COURT OF CHANCERY

PAGE  
=40=

FISCAL YEAR 1982  
ESTATES  
WORKLOAD SUMMARY

	<u>Pending 6/30/81</u>	<u>Estates Opened</u>	<u>Estates Closed</u>	<u>Pending 6/30/82</u>	<u>Change In Pending</u>	<u>% Change In Pending</u>
New Castle	1,141	1,129	1,270	1,000	-141	-12.4%
Kent	827	267	288	806	- 21	- 2.5%
Sussex	<u>529</u>	<u>447</u>	<u>440</u>	<u>536</u>	<u>+ 7</u>	<u>+ 1.3%</u>
State	2,497	1,843	1,998	2,342	-155	- 6.2%

COMPARISON - FISCAL YEARS 1981-1982  
ESTATES  
WORKLOAD

Estates Opened

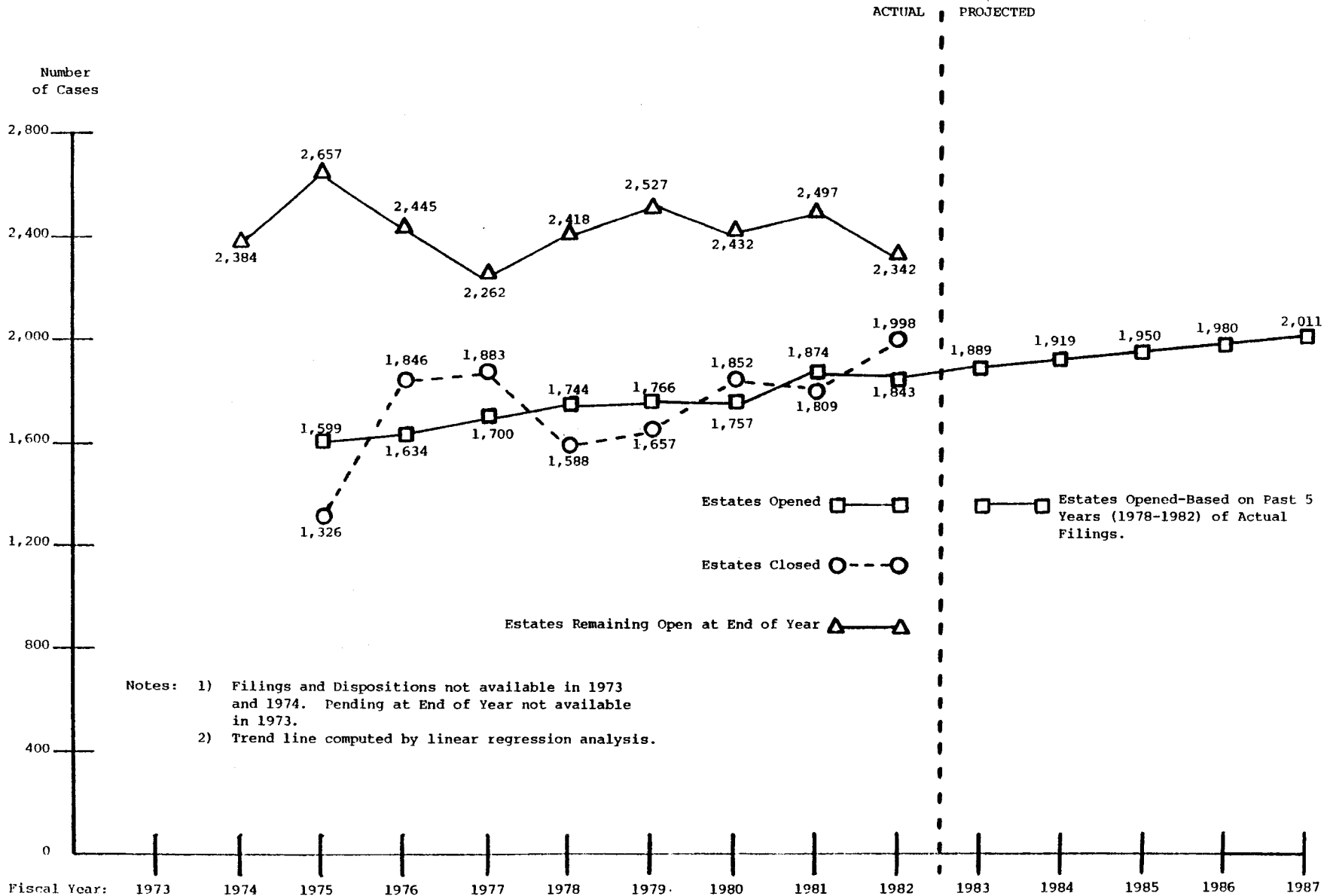
	<u>1981</u>	<u>1982</u>	<u>Change</u>	<u>% Change</u>
New Castle	1,180	1,129	- 51	- 4.3%
Kent	284	267	- 17	- 6.0%
Sussex	<u>410</u>	<u>447</u>	<u>+ 37</u>	<u>+ 9.0%</u>
State	1,874	1,843	- 31	- 1.7%

Estates Closed

	<u>1981</u>	<u>1982</u>	<u>Change</u>	<u>% Change</u>
New Castle	1,200	1,270	+ 70	+ 5.8%
Kent	233	288	+ 55	+ 23.6%
Sussex	<u>376</u>	<u>440</u>	<u>+ 64</u>	<u>+ 17.0%</u>
State	1,809	1,998	+189	+ 10.4%

Source: New Castle County, Kent County, and Sussex County Registers of Wills

10-YEAR WORKLOAD TREND AND 5-YEAR WORKLOAD PROJECTIONS  
ESTATES



Notes: 1) Filings and Dispositions not available in 1973 and 1974. Pending at End of Year not available in 1973.  
2) Trend line computed by linear regression analysis.

# **Public Guardian**



Legal Authorization

The authority for the Office of the Public Guardian is derived from Title 12, § 3991, of the Delaware Code:

"There is established the Office of the Public Guardian. The Chancellor shall appoint the Public Guardian, who shall serve at his pleasure. The salary of the Public Guardian shall be \$18,500.00 per annum, to be paid from the General Fund. The Chancellor, in his discretion, may require the Public Guardian to post bond."

Geographic Organization

The Office of the Public Guardian has responsibility for the entire state and presents its petitions for guardianships in the Court of Chancery in all three counties.

Legal Jurisdiction

The powers and duties of the Public Guardian are spelled out in Title 12, § 3992, of the Delaware Code:  
"The Public Guardian, when appointed as guardian by Court Order, shall:

1. Serve as a guardian for the property of aged, mentally or physically incapacitated persons, pursuant to § 3914 of this title;
2. Serve as a guardian for the person of aged, mentally or physically incapacitated persons where such persons are in danger of substantially endangering their health, or of becoming subject to abuse by other persons, or of becoming the victim of designing persons; or,
3. Serve as both guardian of the person and of property of such person."

The intent of the legislation creating the Office of the Public Guardian was to create a guardianship capability for those situations in which a person needing a guardian does not have any relative, friend, or other person interested in or capable of serving as a guardian, whose estate is insufficient to purchase the services of a private guardian, or who would be best served by a neutral guardian.

Personnel

The Public Guardian is assisted by an administrative assistant, one full-time and one part-time caseworker, and a part-time accounting clerk.

Caseload

The Office of the Public Guardian received 115 referrals during FY 1982. Of this number, 9 were determined to need the services of the Public Guardian as a guardian, and petitions were presented in the appropriate counties. As of June 30, 1982, the Public Guardian had responsibility for a total of 44 wards.

The remaining 106 referrals were determined not to need guardianship for the solution of their problems and were served by mobilizing the resources of other state and private agencies to aid the client, involving the family of the client, helping the client to take some voluntary action on his own behalf, or simply offering counselling to help the client solve his own problems.

Additional responsibilities for the Office of the Public Guardian may come from the addition of Chapter 25, which deals with living wills, to 16 Delaware Code. § 2506(d) provides that "the Public Guardian or designee may be required to serve as a patient advocate or ombudsman who is to oversee any declaration ...". New legislation dealing with the establishment of adult protective services, specifically 31 Delaware Code, § 3908, which gives the Public Guardian the right to petition the Court of Chancery for an order authorizing the establishment of protective services on an emergency basis, also adds to the responsibilities of the Public Guardian. It is not certain how much of an effect this will have on the workload for the Office of the Public Guardian.

PUBLIC GUARDIAN

New Castle County

11th Floor  
Elbert N. Carvel Delaware State Building  
820 North French Street  
Wilmington, DE 19801  
(571-2990)

Kent/Sussex County

Milford State Service Center  
11/13 Church Avenue  
Milford, DE 19963

PERSONNEL

Public Guardian

Barbara F. Blevins

Staff Assistant

Barbara A. Walker

Caseworker

Patricia E. Gesler

Caseworker (Part-time)

Karen E. Bounds

Accounting Clerk (Part-time)

Marilyn Bergeron-Huard

PUBLIC GUARDIAN

FISCAL YEAR 1982  
WORKLOAD SUMMARY

	<u>Pending 6/30/81</u>	<u>New Referrals</u>	<u>Cases Closed</u>	<u>Pending 6/30/82</u>	<u>Change In Pending</u>	<u>% Change In Pending</u>
Guardianships	48	9	13	44	- 4	- 8.3%
Investigations	<u>9</u>	<u>106</u>	<u>112</u>	<u>3</u>	<u>- 6</u>	<u>-66.7%</u>
TOTALS	57	115	125	47	-10	-17.5%

COMPARISON - FISCAL YEARS 1981-1982  
WORKLOAD

New Referrals

	<u>1981</u>	<u>1982</u>	<u>Change</u>	<u>% Change</u>
Guardianships	14	9	- 5	- 35.7%
Investigations	<u>114</u>	<u>106</u>	<u>- 8</u>	<u>- 7.0%</u>
TOTALS	128	115	-13	- 10.2%

Cases Closed

	<u>1981</u>	<u>1982</u>	<u>Change</u>	<u>% Change</u>
Guardianships	5	13	+ 8	+160.0%
Investigations	<u>111</u>	<u>112</u>	<u>+ 1</u>	<u>+ 0.9%</u>
TOTALS	116	125	+ 9	+ 7.8%

Source: Office of the Public Guardian

**Superior Court**

## SUPERIOR COURT

PAGE  
=50=

### Legal Authorization

The Constitution of Delaware, Article IV, Section 1, created the Superior Court.

### Geographic Organization

Sessions of Superior Court are held in each of the three counties at the county seat.

### Legal Jurisdiction

Superior Court has statewide original jurisdiction over criminal and civil cases, except equity cases, over which the Court of Chancery has exclusive jurisdiction. The Court has exclusive jurisdiction over felonies and drug offenses (except most felonies and drug offenses involving minors and except possession of marijuana cases).

Superior Court has jurisdiction over adoptions and terminations of parental rights which were filed before September 9, 1980, and also over involuntary commitments of the mentally ill to the Delaware State Hospital. The Court serves as an intermediate appellate court, hearing appeals on the record from the Court of Common Pleas, Family Court, administrative agencies such as the Industrial Accident Board, Unemployment Insurance Appeal Board, Alcohol Beverage Control Commission, Tax Appeal board, Zoning and Adjustment Boards, and other quasi-judicial bodies. Appeals from Alderman's Courts, Justice of the Peace Courts, and Municipal Court are heard as trials de novo (second trials) in Superior Court. Appeals from Superior Court are argued on the record before the Supreme Court.

### Judges

Number: There are eleven judges appointed to the Superior Court bench; one is appointed President Judge with administrative responsibility for the Court, and three are appointed as Resident Judges and must reside in the county in which they are appointed. No more than a bare majority of the judges may be of one political party; the rest must be of the other major political party.

Appointment: The Governor appoints Superior Court Judges with the consent of the Senate.

Tenure: The judges are appointed for 12-year terms.

Qualifications: The judges must be learned in the law.

### Support Personnel

Superior Court may appoint court reporters, law clerks, bailiffs, presentence officers, a secretary for each judge, and other personnel.

An elected Prothonotary for each county serves as Clerk of Superior Court for that county. The Prothonotary is the record keeper for Superior Court, and as such, the Prothonotary is directly involved with the civil court calendar. The office handles the jury list, property liens, registration of law students and attorneys, and is the custodian of costs and fees for the courts and for the Attorney General. Further, the Prothonotary's Office is charged with the security, care and custody of Court's exhibits.

Elected Sheriffs, one per county, also serve Superior Court.

#### Caseload Trend

The number of criminal cases filed in Superior Court increased by 11.9% from 3,305 in FY 1981 to 3,697 in FY 1982. There was an increase of 244 criminal dispositions from 3,300 in FY 1981 to 3,544 in FY 1982, a rise of 7.4%. There were 1,531 pending at the end of FY 1982 which is 153 more than the 1,378 pending at the end of FY 1981, an 11.1% increase. Perhaps due to this workload, there was a decrease in the rate of compliance with the Chief Justice's Speedy Trial Directive, which sets a standard of 120 days from date of arrest to date of disposition. The rate of compliance was 77.3% for FY 1982 as compared with 85.2% for FY 1981.

The Superior Court had 3,956 civil filings in FY 1982, which was 190 more than the 3,766 filings in FY 1981, an increase of 5.0%. The civil dispositions rose by 1.6% from 3,664 in FY 1981 to 3,724 in FY 1982. The resulting change in pending from 4,382 at the end of FY 1981 to 4,614 at the end of FY 1982 was an increase of 5.3%. This was the sixth consecutive fiscal year in which civil pending rose in Superior Court.

SUPERIOR COURT

PAGE  
=52=

JUDICIARY

NEW CASTLE COUNTY

KENT COUNTY

SUSSEX COUNTY

President Judge

Hon. Albert J. Stiftel (D, 8/8/90)  
Ann Lafferty, Secretary  
(571-2355)

Resident Judge

Hon. Andrew D. Christie (R, 5/5/93)  
Elaine M. Ryan, Secretary  
(571-2358)

Resident Judge

Hon. George R. Wright (R, 7/1/84)  
Janet L. Case, Secretary  
(736-5331)

Resident Judge

Hon. Claud L. Tease (R, 10/25/86)  
Mary Ellen Greenley, Secretary  
(856-5256)

Associate Judges

Hon. Robert C. O'Hara (R, 3/23/90)  
Doris Myers, Secretary  
(571-2370)  
Hon. Vincent A. Bifferato (D, 8/5/92)  
Betty Gilson, Secretary  
(571-2361)  
Hon. Clarence W. Taylor (R, 7/1/84)  
Carol Edwards, Secretary  
(571-2374)  
Hon. Joseph T. Walsh (D, 7/1/84)  
Linda Flohr, Secretary  
(571-2369)  
Hon. Bernard Balick (D, 9/18/85)  
Ivone Marvel, Secretary  
(571-2367)  
Hon. Joshua W. Martin (R, 6/24/94)  
Ann Wallace, Secretary  
(571-2544)

Associate Judge

Hon. William G. Bush, III (D, 9/12/84)  
Eileen Masino, Secretary  
(736-5333)



SUPERIOR COURT

PAGE  
=53=

SUPPORT PERSONNEL

NEW CASTLE COUNTY

Superior Court  
Public Building  
1020 North King Street  
Wilmington, DE 19801

Administrator

Thomas J. Ralston  
S. Maureen Golden, Secretary  
(571-2380)

Administrative Assistant

Doris E. Harris  
(571-2380)

Accountant

Michael E. Indellini  
(571-2376)

Case Scheduling Office

Phyllis Laffey, Chief  
(571-2414)

Law Clerks

Nancy E. Davitt  
William W. Erhart  
Cassandra L. Faline  
Susan L. Parker

Jury Commissioners

John N. Russo  
Delores G. Tatman

KENT COUNTY

Superior Court  
Kent County Courthouse  
38 The Green  
Dover, DE 19901

Joyce C. Burnett  
(736-5353)

Lynn D. Wilson

Wallace F. McFaul, Jr.  
John R. McDonald

SUSSEX COUNTY

Superior Court  
Sussex County Courthouse  
The Circle  
Georgetown, DE 19947

Lisa D. Isaacs  
(856-5525)

Alan L. O'Neal

Ralph L. Swain  
Walter M. Betts

SUPERIOR COURT

PAGE  
=54=

SUPPORT PERSONNEL (CONTINUED)

NEW CASTLE COUNTY

Presentence Officers

William G. Echols, Chief  
Gregory L. Fullhart, Assistant Chief  
(571-2420)

Court Reporters

Morris D. Pearson, Chief  
(571-2390)

KENT COUNTY

Horace B. Willey, Chief  
(736-5275)

Debra S. Mitchell  
(736-5311)

SUSSEX COUNTY

J. Milton Messick, Chief  
(856-5549)

Eileen G. Murawski  
(856-5596)

PROTHONOTARIES

NEW CASTLE COUNTY

Prothonotary  
Public Building  
1020 North King Street  
Wilmington, DE 19801  
(571-2396, 571-7575)

Prothonotaries

Margo E. Bane

Chief Deputies

Elizabeth O. Richeson  
Evelyn B. Kniesley

Deputies

Sharon Agnew  
Barbara Hrinak  
Wilma McDowell  
Raymond Wilson

KENT COUNTY

Prothonotary  
Kent County Courthouse  
38 The Green  
Dover, DE 19901  
(736-5328)

Emily G. Morris

Vacant

Sheila Wolfe

SUSSEX COUNTY

Prothonotary  
Sussex County Courthouse  
The Circle  
Georgetown, DE 19947  
(856-7701, X270)

Lawrence E. Sammons

Carol B. Thomas

Myrtle E. Shockley  
Sarah D. Washington

SUPERIOR COURT

SHERIFFS

NEW CASTLE COUNTY

Sheriff  
Public Building  
1020 North King Street  
Wilmington, DE 19801  
(571-7564, 571-7565)

Sheriffs

Michael P. Walsh

Chief Deputies

Loretta Forsythe-Walsh

Chief Deputy Sheriff

Edward F. Bonk, Sr.

Deputies

Patricia C. Rappa

KENT COUNTY

Sheriff  
Kent County Courthouse  
38 The Green  
Dover, DE 19901  
(736-2000, X212)

George J. Dill

George D. Hill, Jr.  
Richard G. Winchell, Jr.

SUSSEX COUNTY

Sheriff  
Sussex County Courthouse  
The Circle  
Georgetown, DE 19947  
(856-7701, X240)

Stephen E. Rogers

Lynwood Whaley  
Glen Eskridge  
Sara Beth Long  
Violet Pepper

SUPERIOR COURT

PAGE  
=56=

FISCAL YEAR 1982  
CRIMINAL CASES  
WORKLOAD SUMMARY

	<u>Number of Defendants</u>			<u>Pending</u> <u>6/30/82</u>	<u>Change In</u> <u>Pending</u>	<u>% Change</u> <u>In Pending</u>
	<u>Pending</u> <u>6/30/81</u>	<u>Filings</u>	<u>Dispositions</u>			
New Castle	967	2,892	2,759	1,100	+133	+13.8%
Kent	281	495	437	339	+ 58	+20.6%
Sussex	<u>130*</u>	<u>310</u>	<u>348</u>	<u>92</u>	<u>- 38</u>	<u>-29.2%</u>
State	1,378*	3,697	3,544	1,531	+153	+11.1%

COMPARISON - FISCAL YEARS 1981-1982  
WORKLOAD

FILINGS

	<u>Number of Defendants</u>		<u>Change</u>	<u>% Change</u>
	<u>1981</u>	<u>1982</u>		
New Castle	2,511	2,892	+381	+15.2%
Kent	466	495	+ 29	+ 6.2%
Sussex	<u>328</u>	<u>310</u>	<u>- 18</u>	<u>- 5.5%</u>
State	3,305	3,697	+392	+11.9%

DISPOSITIONS

	<u>Number Of Defendants</u>		<u>Change</u>	<u>% Change</u>
	<u>1981</u>	<u>1982</u>		
New Castle	2,529	2,759	+230	+ 9.1%
Kent	463	437	- 26	- 5.6%
Sussex	<u>308</u>	<u>348</u>	<u>+ 40</u>	<u>+13.0%</u>
State	3,300	3,544	+244	+ 7.4%

\*Adjusted from 1981 Annual Report

Source: Superior Court Case Scheduling Office

SUPERIOR COURT

PAGE  
=57=

FISCAL YEAR 1982  
CRIMINAL CASES  
WORKLOAD  
EXPLANATORY NOTES

1. The unit of count in Superior Court criminal cases is the defendant. A defendant is defined as an individual named in an indictment, so that an individual named in 3 indictments is counted as 3 defendants. An individual with a consecutively-numbered series of informations, appeals, or transfers filed on the same day is counted as one defendant.
2. Informations are filed if defendants waive indictment.
3. Transfers are defendants brought before the Court of Common Pleas in New Castle County who request jury trials. Since the Court of Common Pleas in Kent and Sussex Counties itself holds jury trials, there are no transfers in those 2 counties.
4. Reinstatements represent defendants who have had their cases disposed of who are brought back before Superior Court for one of the following reasons:
  - Mistrial
  - Hung Jury
  - Motion for new trial granted
  - Guilty plea withdrawn
  - Lower court appeal reinstated after being dismissed
  - Conviction overturned by Supreme Court; remanded to Superior Court for new trial
5. Severances are defendants indicted on multiple charges whose charges are severed to be tried separately.
6. Trial dispositions refer to the number of defendants whose charges were disposed of at a trial, not the number of trials per se. The date of disposition is the trial date, unless the decision is reserved, in which case it is the date when the opinion is handed down.
7. A defendant is counted as being disposed of by nolle prosequi only if all charges in an indictment or information or all charges transferred or appealed simultaneously are dropped. For example, if a defendant pleads guilty to one charge in an indictment, and other charges in the same indictment are then nol-prossed, that defendant is considered to have been disposed of by guilty plea on the date of the plea.
8. Defendants are not counted as disposed of by nol-pros if the nolle prosequi was filed to an original charge because the defendant entered a guilty plea to a New Information. Since the New Information is a further action in an existing case and is not counted as a separate filing, so also the nol-pros is not the primary disposition.

9. Only nol-prosses filed for defendants who were actually brought before Superior Court by indictment, information, appeal, transfer, reinstatement, or severance are counted in the total number of Superior Court dispositions. Nolle prosequis of unindicted defendants are listed separately because such defendants were never formally before the Superior Court.
10. Unindicted nolle prosequis are felony or drug defendants who were arrested and were bound over to Superior Court by a lower court either because probable cause was found or because the defendant waived preliminary hearing. The Attorney General then decided not to seek indictment or the grand jury ignored the indictment and a nolle prosequi was filed.
11. Remands are defendants who appealed or transferred their cases to Superior Court and had them remanded back to lower court. ADRR's are cases in which an appeal to Superior Court has been dismissed with the record being remanded to the court from which it came. ADRR's and remands do not constitute the dispositions of all appeals that are filed; some are disposed of by trial de novo, plea, or nolle prosequi.
12. Other types of dispositions include consolidations and diversions. A consolidation represents a single individual who is indicted separately on different charges but whose charges are consolidated to be tried together. Thus an individual indicted in January and again in February, and who is counted as two filings, who has the charges tried together will receive one trial disposition and one consolidation disposition. Diversions represent those defendants who are charged with driving under the influence and are first time offenders. The defendants elect to enroll in a rehabilitation program and waive their right to a speedy trial. If the individual satisfactorily completes the program and pays all fees, the driving under the influence charge will be nolle prossed.

SUPERIOR COURT

FISCAL YEAR 1982  
CRIMINAL CASES  
WORKLOAD BREAKDOWNS

PAGE  
=59=

FILINGS

	Number of Defendants Brought to Superior Court By:													
	<u>Indictment</u>		<u>Information</u>		<u>Appeal</u>		<u>Transfer</u>		<u>Reinstatement</u>		<u>Severance</u>		<u>TOTALS</u>	
New Castle	2,329	80.5%	88	3.0%	133	4.6%	313	10.8%	17	0.6%	12	0.4%	2,892	100.0%
Kent	430	86.9%	33	6.7%	21	4.2%	0	0.0%	7	1.4%	4	0.8%	495	100.0%
Sussex	<u>222</u>	<u>71.6%</u>	<u>37</u>	<u>11.9%</u>	<u>36</u>	<u>11.6%</u>	<u>5</u>	<u>1.6%</u>	<u>6</u>	<u>1.9%</u>	<u>4</u>	<u>1.3%</u>	<u>310</u>	<u>100.0%</u>
State	2,981	80.6%	158	4.3%	190	5.1%	318	8.6%	30	0.8%	20	0.5%	3,697	100.0%

DISPOSITIONS

	Number of Defendants Disposed of By:																	
	<u>Trial</u>		<u>Guilty Plea</u>		<u>Nolle Prosequi</u>		<u>Dismissal</u>		<u>ADRR</u>		<u>Remand Transfer</u>		<u>Diversion</u>		<u>Consolidation</u>		<u>TOTALS</u>	
New Castle	296	10.7%	1,700	61.6%	692	25.1%	19	0.7%	31	1.1%	8	0.3%	11	0.4%	2	0.1%	2,759	100.0%
Kent	33	7.6%	303	69.3%	88	20.1%	9	2.1%	1	0.2%	0	0.0%	0	0.0%	3	0.7%	437	100.0%
Sussex	<u>39</u>	<u>11.2%</u>	<u>219</u>	<u>62.9%</u>	<u>64</u>	<u>18.4%</u>	<u>7</u>	<u>2.0%</u>	<u>8</u>	<u>2.3%</u>	<u>4</u>	<u>1.1%</u>	<u>7</u>	<u>2.0%</u>	<u>0</u>	<u>0.0%</u>	<u>348</u>	<u>100.0%</u>
State	368	10.4%	2,222	62.7%	844	23.8%	35	1.0%	40	1.1%	12	0.3%	18	0.5%	5	0.1%	3,544	100.0%

PENDING AT END OF YEAR

	Number of Defendants						<u>TOTALS</u>	
	<u>Triable</u>			<u>Non-Triable</u>				
New Castle	525	47.7%		575	52.3%		1,100	100.0%
Kent	95	28.0%		244	72.0%		339	100.0%
Sussex	<u>64</u>	<u>69.6%</u>		<u>28</u>	<u>30.4%</u>		<u>92</u>	<u>100.0%</u>
State	684	44.7%		847	55.3%		1,531	100.0%

CHANGE IN PENDING

	Number of Defendants						<u>TOTALS</u>	
	<u>Triable</u>			<u>Non-Triable</u>				
New Castle	+ 57			+76			+133	
Kent	+ 47			+11			+ 58	
Sussex	<u>+ 14</u>			<u>-52</u>			<u>- 38</u>	
State	+118			+35			+153	

ADRR = Appeal Dismissed, Record Remanded

Source: Superior Court Case Scheduling Office

SUPERIOR COURT  
FISCAL YEAR 1982  
CRIMINAL CASES  
TYPES OF DISPOSITIONS

TRIAL DISPOSITIONS - PART ONE

Number of Defendants Disposed of By:

	<u>Jury Trial</u>	<u>Non-Jury Trial</u>	<u>TOTALS</u>	<u>Guilty</u>	<u>Not Guilty*</u>	<u>No Final Disposition**</u>	<u>TOTALS</u>
New Castle	267 90.2%	29 9.8%	296 100.0%	211 71.3%	71 24.0%	14 4.7%	296 100.0%
Kent	24 72.7%	9 27.3%	33 100.0%	22 66.7%	7 21.2%	4 12.1%	33 100.0%
Sussex	9 23.1%	30 76.9%	39 100.0%	29 74.4%	8 20.5%	2 5.1%	39 100.0%
State	300 81.5%	68 18.5%	368 100.0%	262 71.2%	86 23.4%	20 5.4%	368 100.0%

TRIAL DISPOSITIONS - PART TWO

Number of Defendants Disposed of By:

	<u>Jury Trial</u>							<u>Non-Jury Trial</u>						<u>TOTALS</u>
	<u>Guilty</u>	<u>Guilty LIO</u>	<u>Not Guilty</u>	<u>Nolle Prosequi At Trial</u>	<u>Dismissed At Trial</u>	<u>Mistrial</u>	<u>Hung Jury</u>	<u>Guilty</u>	<u>Guilty LIO</u>	<u>Not Guilty</u>	<u>Nolle Prosequi At Trial</u>	<u>Dismissed At Trial</u>	<u>Mistrial</u>	
New Castle	137	50	48	11	7	5	9	22	2	5	0	0	0	296
Kent	14	4	2	1	0	2	1	4	0	3	0	1	1	33
Sussex	5	1	2	0	0	1	0	20	3	4	2	0	1	39
State	156	55	52	12	7	8	10	46	5	12	2	1	2	368

LIO = Lesser Included Offense

\*Includes Dismissals at Trial and Nolle Prosequis at Trial

\*\*Hung Juries and Mistrials

Source: Superior Court Case Scheduling Office



FISCAL YEAR 1982  
 CRIMINAL CASES  
 TYPES OF DISPOSITIONS  
 GUILTY PLEA DISPOSITIONS

PAGE  
 =61=

Felony

	<u>PG-Original</u>	<u>PG-Lesser</u>	<u>PG-NI</u>	<u>PG-Information</u>	<u>TOTALS</u>
New Castle	566 73.5%	147 19.1%	26 3.4%	31 4.0%	770 100.0%
Kent	66 57.4%	44 38.3%	0 0.0%	5 4.3%	115 100.0%
Sussex	<u>33 43.4%</u>	<u>34 44.7%</u>	<u>0 0.0%</u>	<u>9 11.8%</u>	<u>76 100.0%</u>
State	665 69.2%	225 23.4%	26 2.7%	45 4.7%	961 100.0%

Misdemeanor

	<u>PG-Original</u>	<u>PG-Lesser</u>	<u>PG-NI</u>	<u>PG-Information</u>	<u>TOTALS</u>
New Castle	243 26.1%	475 51.1%	49 5.3%	163 17.5%	930 100.0%
Kent	38 20.2%	122 64.9%	3 1.6%	25 13.3%	188 100.0%
Sussex	<u>23 16.1%</u>	<u>99 69.2%</u>	<u>0 0.0%</u>	<u>21 14.7%</u>	<u>143 100.0%</u>
State	304 24.1%	696 55.2%	52 4.1%	209 16.6%	1,261 100.0%

Guilty Plea Totals

	<u>PG Original</u>	<u>PG-Lesser</u>	<u>PG-NI</u>	<u>PG-Information</u>	<u>TOTALS</u>
New Castle	809 47.6%	622 36.6%	75 4.4%	194 11.4%	1,700 100.0%
Kent	104 34.3%	166 54.8%	3 1.0%	30 9.9%	303 100.0%
Sussex	<u>56 25.6%</u>	<u>133 60.7%</u>	<u>0 0.0%</u>	<u>30 13.7%</u>	<u>219 100.0%</u>
State	969 43.6%	921 41.4%	78 3.5%	254 11.4%	2,222 100.0%

## EXPLANATORY NOTES

1. Guilty plea dispositions do not include pleas made during trials. They are included in the trial disposition totals.
2. "PG-Original" includes defendants who pled guilty to all charges or to the major charge of a multi-count indictment, appeal, transfer, or reinstatement.
3. "PG-Lesser" includes defendants who pled guilty to a lesser included offense of the most serious charge, a less serious charge of a multi-count indictment or other filings, or a lesser included offense of a less serious charge of a multi-count indictment or other filing.
4. "PG-NI" indicates that a defendant pled guilty to a new information - always a less serious charge than the original one.
5. "PG-Information" denotes a defendant who waived indictment and pled guilty to an information filed by the Attorney General. This is always a reduced charge.
6. A plea of nolo contendere is considered to be the equivalent of a guilty plea; e.g., a plea of nolo contendere to a lesser included offense is counted with the PG-Lesser.

SUPERIOR COURT  
FISCAL YEAR 1982  
CRIMINAL CASES  
TYPES OF DISPOSITIONS

NOLLE PROSEQUI DISPOSITIONS - PART ONE\*

	Number of Defendants With Nolle Prosequis by Special Condition		Number of Defendants With Nolle Prosequis by Merit		Total Number Defendants Disposed of by Nolle Prosequi	
New Castle	383	55.3%	309	44.7%	692	100.0%
Kent	25	28.4%	63	71.6%	88	100.0%
Sussex	25	39.1%	39	60.9%	64	100.0%
State	433	51.3%	411	48.7%	844	100.0%

NOLLE PROSEQUI DISPOSITIONS - PART TWO\*

	Number of Defendants With Nolle Prosequis by Special Condition									Number of Defendants With Nolle Prosequis by Merit											TOTALS
	Guilty of Other Charges, Different Indictment	Disposed of in Other Court	Reindicted	Placed on AG's Probation	Made Restitution	Placed in Custody of Other Jurisdiction	Indicted on Other Charges	Miscellaneous	Codefendant Guilty	Granted Immunity, AG's Witness	Defense Valid	Prosecutive Merit	Police Problems	Victim/Witness Availability/ Deceased	Victim/Witness Attitude/ Credibility	Due Process	Insufficient Evidence	Wrong Person Indicted	Miscellaneous		
New Castle	67	7	112	139	5	40	6	7	21	2	4	103	1	68	1	2	95	5	7	692	
Kent	5	4	4	10	0	0	1	1	5	2	0	24	0	5	0	0	23	0	4	88	
Sussex	4	5	0	6	2	0	1	7	0	5	4	9	2	11	6	0	7	0	2	64	
State	76	16	116	155	7	40	8	15	26	9	8	136	3	84	7	2	125	5	13	844	

\*Nolle Prosequis for indicted defendants only.  
AG = Attorney General

Source: Superior Court Case Scheduling Office

## SUPERIOR COURT

FISCAL YEAR 1982  
CRIMINAL CASES  
DISPOSITIONS BY OFFENSE TYPEPAGE  
=63=NEW CASTLE

Offense	Number of Defendants Disposed of By:								TOTALS
	Trial G-NG-NFD	Guilty Plea	NP	Dismissal	ADRR	Remand/ Transfer	Diversion	Consolidation	
<u>Crimes of Violence</u>									
Murder 1st	5- 0- 0	8	3	0	0	0	0	0	16
Murder 2nd	3- 0- 0	4	1	0	0	0	0	0	8
Manslaughter	3- 0- 1	3	2	0	0	0	0	0	9
Criminally Negligent Homicide	2- 0- 2	5	2	2	0	0	0	0	13
Attempted Murder 1st/2nd	2- 2- 0	18	3	0	0	0	0	0	25
Assault 1st	7- 3- 1	20	8	0	0	0	0	0	39
Assault 2nd	7- 4- 0	58	24	1	0	1	0	0	95
Reckless Endangering 1st/2nd	4- 2- 0	38	12	0	0	1	0	0	57
Rape 1st	9- 3- 0	7	0	1	0	0	0	0	20
Rape 2nd	2- 1- 0	10	5	0	0	0	0	0	18
Sodomy 1st/2nd	2- 1- 0	2	0	0	0	0	0	0	5
Kidnapping 1st/2nd	1- 4- 0	17	8	0	0	0	0	0	30
Robbery 1st	24- 1- 3	62	38	0	0	0	0	1	129
Robbery 2nd	5- 3- 0	24	14	0	0	0	0	0	46
<u>Drug Offenses</u>									
Delivery	11- 4- 0	149	37	2	0	0	0	0	203
Possession w/Intent to Deliver	9- 1- 0	85	25	0	0	0	0	0	120
Possession NN Schedule I	1- 0- 0	20	4	1	0	0	0	0	26
Other Drug Offenses	3- 4- 0	67	36	0	0	0	0	0	110
<u>Other Indicted Offenses</u>									
Burglary 1st/2nd/3rd	23- 6- 4	332	111	4	0	0	0	0	480
Theft/Shoplifting/RSP/Forgery	39-16- 0	368	148	0	2	0	0	0	573
Weapons Offenses	7- 2- 0	97	28	1	0	0	0	0	135
Other Indicted Offenses	22- 7- 1	144	100	7	5	5	0	0	291
<u>Appeals and Transfers</u>									
DUI/CUI	6- 2- 1	36	3	0	4	0	10	0	62
Other Traffic Offenses	7- 5- 1	66	30	0	16	1	1	1	128
Non-Traffic Offenses	7- 0- 0	60	50	0	4	0	0	0	121
TOTALS	211-71-14	1,700	692	19	31	8	11	2	2,759

ADRR = Appeal Dismissed, Record Remanded  
DUI/CUI = Driving Under the Influence/Control Under  
the Influence  
G = Guilty  
NFD = No Final Disposition (Hung Juries and Mistrials)

NG = Not Guilty (includes Dismissals at Trial and  
Nolle Prosequis at Trial)  
NN = Non-Narcotic  
NP = Nolle Prosequi  
RSP = Receiving Stolen Property

Source: Superior Court Case Scheduling Office

SUPERIOR COURT  
FISCAL YEAR 1982  
CRIMINAL CASES  
DISPOSITIONS BY OFFENSE TYPE

PAGE  
=64=

KENT COUNTY

<u>Offense</u>	<u>Trial</u> <u>G-NG-NFD</u>	<u>Guilty</u> <u>Plea</u>	<u>NP</u>	<u>Dismissal</u>	<u>ADRR</u>	<u>Consolidation</u>	<u>TOTALS</u>
<u>Crimes of Violence</u>							
Murder 1st	4-0-0	3	0	0	0	0	7
Murder 2nd	0-0-0	1	0	0	0	0	1
Criminally Negligent Homicide	0-0-0	2	0	0	0	0	2
Attempted Murder 1st/2nd	1-0-0	1	0	0	0	0	2
Assault 1st	0-0-0	12	2	1	0	0	15
Assault 2nd	1-0-1	16	7	0	0	0	25
Reckless Endangering 1st/2nd	1-1-0	10	0	0	0	0	12
Rape 1st	0-0-0	3	0	0	0	0	3
Rape 2nd	1-0-0	1	0	1	0	0	3
Kidnapping 1st/2nd	1-0-0	3	0	0	0	0	4
Robbery 1st	4-0-1	11	4	0	0	0	20
Robbery 2nd	0-0-0	5	2	0	0	0	7
<u>Drug Offenses</u>							
Delivery	0-0-0	10	5	3	0	0	18
Possession w/Intent to Deliver	0-0-0	8	2	0	0	0	10
Possession NN Schedule I	0-0-0	3	3	0	0	0	6
Other Drug Offenses	0-0-0	8	6	0	0	2	16
<u>Other Indicted Offenses</u>							
Burglary 1st/2nd/3rd	2-2-1	71	11	0	0	0	87
Theft/Shoplifting/RSP/Forgery	3-2-0	76	22	0	0	0	103
Weapons Offenses	0-0-1	18	6	0	0	1	26
Other Indicted Offenses	1-0-0	35	16	3	0	0	55
<u>Appeals and Transfers</u>							
DUI/CUI	0-0-0	0	0	0	0	0	0
Other Traffic Offenses	3-0-0	4	2	1	1	0	11
Non-Traffic Offenses	0-2-0	2	0	0	0	0	4
TOTALS	22-7-4	303	88	9	1	3	437

ADRR = Appeal Dismissed, Record Remanded  
DUI/CUI = Driving Under the Influence/Control Under the Influence  
G = Guilty  
NFD = No Final Disposition (Hung Juries and Mistrials)

NG = Not Guilty - (Includes Dismissals at Trial and Nolle Prosequis at Trial)  
NN = Non-Narcotic  
NP = Nolle Prosequi  
RSP = Receiving Stolen Property

Source: Superior Court Case Scheduling Office

SUPERIOR COURT

FISCAL YEAR 1982  
CRIMINAL CASES  
DISPOSITIONS BY OFFENSE TYPE

PAGE  
=65=

SUSSEX COUNTY

<u>Offense</u>	<u>Trial</u> <u>G-NG-NFD</u>	<u>Guilty</u> <u>Plea</u>	<u>NP</u>	<u>Dismissal</u>	<u>ADRR</u>	<u>Remand/</u> <u>Transfer</u>	<u>Diversion</u>	<u>TOTALS</u>
<u>Crimes of Violence</u>								
Murder 1st	0-0-0	2	0	0	0	0	0	2
Murder 2nd	0-0-0	3	0	0	0	0	0	3
Attempted Murder 1st/2nd	2-0-0	0	0	0	0	0	0	2
Assault 1st	0-0-0	3	0	0	0	0	0	3
Assault 2nd	2-0-0	14	4	0	0	1	0	21
Reckless Endangering 1st/2nd	0-0-0	5	0	0	0	0	0	5
Rape 1st	4-0-0	3	0	0	0	0	0	7
Rape 2nd	0-0-0	5	1	0	0	0	0	6
Kidnapping 1st/2nd	0-0-0	0	1	0	0	0	0	1
Robbery 1st	0-0-0	6	2	0	0	0	0	8
Robbery 2nd	0-0-0	3	0	0	0	0	0	3
<u>Drug Offenses</u>								
Delivery	2-0-0	2	3	0	0	0	0	7
Possession w/Intent to Deliver	1-0-0	14	2	0	0	0	0	17
Possession NN Schedule I	1-0-0	5	0	0	0	0	0	6
Other Drug Offenses	0-0-0	1	0	0	0	0	0	1
<u>Other Indicted Offenses</u>								
Burglary 1st/2nd/3rd	4-1-0	56	18	2	0	1	0	82
Theft/Shoplifting/RSP/Forgery	2-2-0	42	18	0	0	1	0	65
Weapons Offenses	2-1-0	9	2	0	0	0	0	14
Other Indicted Offenses	3-3-2	26	10	0	0	0	0	44
<u>Appeals and Transfers</u>								
DUI/CUI	0-0-0	5	1	0	0	0	7	13
Other Traffic Offenses	4-1-0	14	1	4	5	0	0	29
Non-Traffic Offenses	<u>2-0-0</u>	<u>1</u>	<u>1</u>	<u>1</u>	<u>3</u>	<u>1</u>	<u>0</u>	<u>9</u>
TOTALS	29-8-2	219	64	7	8	4	7	348

ADRR = Appeal Dismissed, Record Remanded  
DUI/CUI = Driving Under the Influence/Control Under  
the Influence  
G = Guilty  
NFD = No Final Disposition (Hung Juries and Mistrials)

NG = Not Guilty (Includes Dismissals at Trial  
and Nolle Prosequis at Trial)  
NN = Non-Narcotic  
NP = Nolle Prosequi  
RSP = Receiving Stolen Property

Source: Superior Court Case Scheduling Office

SUPERIOR COURT

FISCAL YEAR 1982  
 CRIMINAL CASES  
 DISPOSITIONS BY OFFENSE TYPE  
 STATE

<u>Offense</u>	Trial G-NG-NFD	<u>Number of Defendants Disposed of By:</u>						<u>Consolidation</u>	<u>TOTALS</u>
		<u>Guilty Plea</u>	<u>NP</u>	<u>Dismissal</u>	<u>ADRR</u>	<u>Remand/ Transfer</u>	<u>Diversion</u>		
<u>Crimes of Violence</u>									
Murder 1st	9- 0- 0	13	3	0	0	0	0	0	25
Murder 2nd	3- 0- 0	8	1	0	0	0	0	0	12
Manslaughter	3- 0- 1	3	2	0	0	0	0	0	9
Criminally Negligent Homicide	2- 0- 2	7	2	2	0	0	0	0	15
Attempted Murder 1st/2nd	5- 2- 0	19	3	0	0	0	0	0	29
Assault 1st	7- 3- 1	35	10	1	0	0	0	0	57
Assault 2nd	10- 4- 1	88	35	1	0	2	0	0	141
Reckless Endangering 1st/2nd	5- 3- 0	53	12	0	0	1	0	0	74
Rape 1st	13- 3- 0	13	0	1	0	0	0	0	30
Rape 2nd	3- 1- 0	16	6	1	0	0	0	0	27
Sodomy 1st/2nd	2- 1- 0	2	0	0	0	0	0	0	5
Kidnapping 1st/2nd	2- 4- 0	20	9	0	0	0	0	0	35
Robbery 1st	28- 1- 4	79	44	0	0	0	0	1	157
Robbery 2nd	5- 3- 0	32	16	0	0	0	0	0	56
<u>Drug Offenses</u>									
Delivery	13- 4- 0	161	45	5	0	0	0	0	228
Possession w/Intent to Deliver	10- 1- 0	107	29	0	0	0	0	0	147
Possession NN Schedule I	2- 0- 0	28	7	1	0	0	0	0	38
Other Drug Offenses	3- 4- 0	76	42	0	0	0	0	2	127
<u>Other Indicted Offenses</u>									
Burglary 1st/2nd/3rd	29- 9- 5	459	140	6	0	1	0	0	649
Theft/Shoplifting/RSP/Forgery	44-20- 0	486	188	0	2	1	0	0	741
Weapons Offenses	9- 3- 1	124	36	1	0	0	0	1	175
Other Indicted Offenses	26-10- 3	205	126	10	5	5	0	0	390
<u>Appeals and Transfers</u>									
DUI/CUI	6- 2- 1	41	4	0	4	0	17	0	75
Other Traffic Offenses	14- 6- 1	84	33	5	22	1	1	1	168
Non-Traffic Offenses	9- 2- 0	63	51	1	7	1	0	0	134
TOTALS	262-86-20	2,222	844	35	40	12	18	5	3,544

ADRR = Appeal Dismissed, Record Remanded  
 DUI/CUI = Driving Under the Influence/Control Under  
 the Influence  
 G = Guilty  
 NFD = No Final Disposition (Hung Juries and Mistrials)

NG = Not Guilty (includes Dismissals at Trial and  
 Nolle Prosequis at Trial)  
 NN = Non-Narcotic  
 NP = Nolle Prosequi  
 RSP = Receiving Stolen Property

SUPERIOR COURT  
FISCAL YEAR 1982  
CRIMINAL CASES

CRIMINAL TRIALS

	<u>Number of Jury Trials</u>	<u>Number of Non-Jury Trials</u>	<u>Total Number of Trials</u>	<u>Days In Trial</u>	<u>Average Length Per Trial</u>
New Castle	244 90.2%	26 9.8%	270 100.0%	495.3	1.83 days
Kent	27 72.7%	10 27.3%	37 100.0%	93.1	2.51
Sussex	<u>9 23.1%</u>	<u>29 76.9%</u>	<u>38 100.0%</u>	<u>32.8</u>	<u>0.86</u>
State	280 81.2%	65 18.8%	345 100.0%	621.2	1.80 days

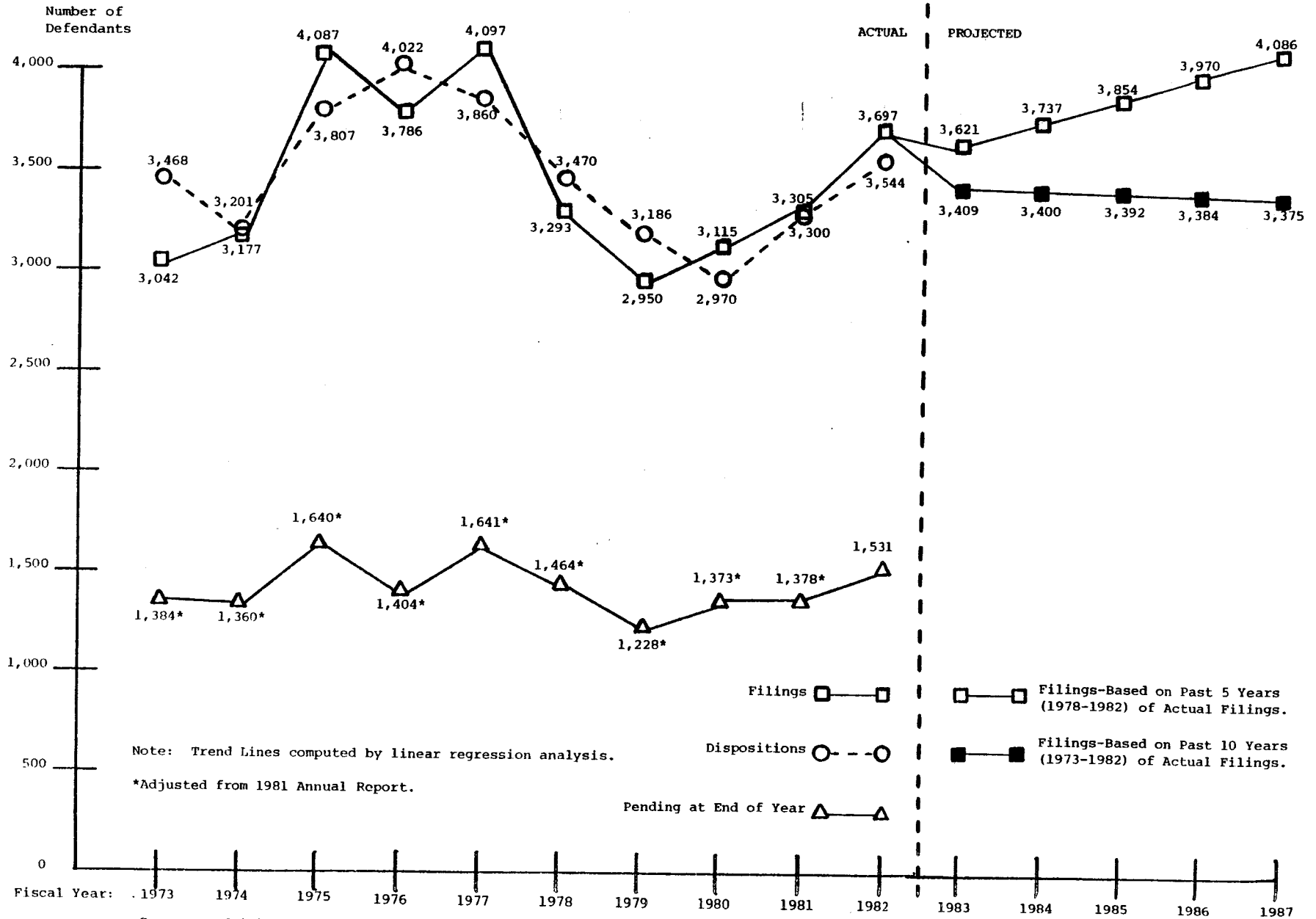
CRIMINAL TRIAL CALENDAR ACTIVITY

	<u>Total Number Of Defendants Scheduled</u>	<u>Number of Defendants Rescheduled</u>	<u>Percentage of Defendants Rescheduled</u>	<u>Rescheduled At Defense Request</u>	<u>Rescheduled At Prosecution Request</u>	<u>Rescheduled At Mutual Request</u>	<u>Rescheduled At Court Request</u>
New Castle	2,641	1,041	39.4%	592 56.9%	277 26.6%	105 10.1%	67 6.4%
Kent	613	284	46.3%	71 25.0%	93 32.7%	66 23.2%	54 19.0%
Sussex	<u>385</u>	<u>177</u>	<u>46.0%</u>	<u>71 40.1%</u>	<u>41 23.2%</u>	<u>31 17.5%</u>	<u>34 19.2%</u>
State	3,639	1,502	41.3%	734 48.9%	411 27.4%	202 13.4%	155 10.3%

Source: Superior Court Case Scheduling Office

SUPERIOR COURT

10-YEAR WORKLOAD TREND AND 5-YEAR WORKLOAD PROJECTIONS  
CRIMINAL CASES





SUPERIOR COURT  
FISCAL YEAR 1982  
CRIMINAL CASES  
PERFORMANCE SUMMARY

	<u>Total Number of Defendants Disposed of</u>	<u>Average Time from Arrest to Disposition*</u>	<u>Median Time from Arrest to Disposition**</u>	<u>Average Time from Indictment/Information to Disposition*#</u>	<u>Median Time from Indictment/Information to Disposition**#</u>
New Castle	2,759	90.6 days	79.4 days	64.4 days	49.4 days
Kent	437	101.0 days	81.8 days	67.5 days	45.0 days
Sussex	<u>348</u>	<u>91.6 days</u>	<u>78.7 days</u>	<u>47.1 days</u>	<u>38.9 days</u>
State	3,544	92.0 days	79.6 days	63.1 days	47.8 days

COMPLIANCE WITH 120-DAY SPEEDY TRIAL MANDATE

	<u>Number of Defendants Disposed of Within 120 Days of Arrest</u>	<u>Number of Defendants Disposed of 121 Days or More After Arrest</u>	<u>Total Number of Defendants Disposed of</u>
New Castle	2,122 76.9%	637 23.1%	2,759 100.0%
Kent	332 76.0%	105 24.0%	437 100.0%
Sussex	<u>286 82.2%</u>	<u>62 17.8%</u>	<u>348 100.0%</u>
State	2,740 77.3%	804 22.7%	3,544 100.0%

\*Calculated using grouped means method.

\*\*Calculated using grouped medians method.

#Includes only defendants brought to Superior Court by indictment or information.

Source: Superior Court Case Scheduling Office

SUPERIOR COURT

FISCAL YEAR 1982  
CRIMINAL CASES  
PERFORMANCE  
EXPLANATORY NOTES

1. The Speedy Trial Directive of Chief Justice Daniel L. Herrmann states that all criminal defendants brought before Superior Court should be tried within 120 days of arrest.
2. The charts measure the average and median time intervals between arrest and disposition, and the average and median time intervals between indictment/information and disposition. It is not possible to subtract the figures for indictment/information to disposition from the figures for arrest to disposition to determine preindictment/information time intervals, however, as there may be a different number of cases being counted in the different categories (i.e. unindicted nolle prosequis).
3. In measuring the elapsed time of defendants for the purposes of computing compliance with speedy trial directives or average elapsed time, Superior Court excludes the following time intervals:
  - a. For all capiases, the time between the date the capias is issued and the date the capias is executed.
  - b. For all Rule 9 Summonses and Rule 9 Warrants, the time between arrest and indictment/information, if any.
  - c. For all nolle prosequis, all time between the scheduled trial date and the actual filing date of the nolle prosequi.

SUPERIOR COURT  
FISCAL YEAR 1982  
PRESENTENCE OFFICE  
WORKLOAD SUMMARY

	<u>Pending*</u> <u>6/30/81</u>	<u>Investigations</u> <u>Ordered</u>	<u>Investigations**</u> <u>Completed</u>	<u>Pending*</u> <u>6/30/82</u>	<u>Change In</u> <u>Pending</u>	<u>% Change</u> <u>In Pending</u>
New Castle	185	1,470	1,332	323	+138	+74.6%
Kent	29	275	271	33	+ 4	+13.8%
Sussex	<u>33</u>	<u>166</u>	<u>170</u>	<u>29</u>	<u>- 4</u>	<u>-12.1%</u>
State	247	1,911	1,773	385	+138	+55.9%

COMPARISON - FISCAL YEARS 1981-1982  
PRESENTENCE OFFICE  
WORKLOAD

INVESTIGATIONS ORDERED

	<u>1981</u>	<u>1982</u>	<u>Change</u>	<u>% Change</u>
New Castle	1,131	1,470	+339	+30.0%
Kent	274	275	+ 1	+ 0.4%
Sussex	<u>157</u>	<u>166</u>	<u>+ 9</u>	<u>+ 5.7%</u>
State	1,562	1,911	+349	+22.3%

INVESTIGATIONS COMPLETED

	<u>1981</u>	<u>1982</u>	<u>Change</u>	<u>% Change</u>
New Castle	1,080	1,332	+252	+23.3%
Kent	304	271	- 33	-10.9%
Sussex	<u>155</u>	<u>170</u>	<u>+ 15</u>	<u>+ 9.7%</u>
State	1,539	1,773	+234	+15.2%

\*A pending investigation is one which has been ordered but has not yet been written and typed.

\*\*An investigation is completed when it has been both written and typed.

Source: Superior Court Presentence Offices: New Castle, Kent and Sussex Counties.

SUPERIOR COURT

FISCAL YEAR 1982  
PRESENTENCE OFFICE

PAGE  
=72=

PERFORMANCE SUMMARY

	<u>Number of Defendants Sentenced After Presentence Investigations</u>	<u>Average Time From Date Ordered to Date Written</u>	<u>Average Time From Date Written to Date Typed</u>	<u>Average Time From Date Ordered to Date Typed</u>	<u>Average Time From Date Typed to Date Sentenced</u>	<u>Average Time From Date Ordered to Date Sentenced*</u>
New Castle	1,282	69.8 days	2.1 days	71.9 days	33.2 days	105.2 days
Kent	259	34.2	2.2	36.4	53.9	90.3
Sussex	<u>175</u>	<u>55.8</u>	<u>4.1</u>	<u>60.0</u>	<u>38.8</u>	<u>98.8</u>
State	1,716	63.0 days	2.3 days	65.4 days	36.9 days	102.3 days

COMPLIANCE WITH 30-DAY STANDARD\*\*

	<u>Number of Investigations Completed Within 30 Days of Verdict</u>	<u>Number of Investigations Completed 31 Days or More After Verdict</u>	<u>Total Number of Investigations Completed</u>
New Castle	109 8.2%	1,223 91.8%	1,332 100.0%
Kent	137 50.6%	134 49.4%	271 100.0%
Sussex	<u>11 6.5%</u>	<u>159 93.5%</u>	<u>170 100.0%</u>
State	257 14.5%	1,516 85.5%	1,773 100.0%

\*These figures are gross elapsed time from the date the presentence investigation was ordered to the defendant's sentencing date. If all the time the sentencings were delayed due to capiases, continuances, and motions was subtracted from these figures, the net average elapsed times for presentence investigations from the date ordered to the date sentenced would be as follows:

New Castle 97.6 days  
Kent 59.1 days  
Sussex Not Available  
State Not Available

\*\*The Speedy Trial Directive of Chief Justice Daniel L. Herrmann includes a standard that the time from the Court's verdict to the completion of the presentence investigation should not exceed 30 days. A presentence investigation is considered to be completed once it has been written and typed.

## SUPERIOR COURT

COMPARISON - FISCAL YEARS 1981-1982  
PRESENTENCE OFFICE  
PERFORMANCEPAGE  
=73=

<u>NEW CASTLE COUNTY</u>	<u>1981</u>	<u>1982</u>	<u>Change</u>	<u>% Change</u>
# of Defendants Sentenced After Presentence Investigations	1,041	1,282	+241	+23.2%
Average Time From Date Ordered to Date Written	48.9 days	69.8 days	+ 20.9 days	+42.7%
Average Time From Date Written to Date Typed	3.7 days	2.1 days	- 1.6 days	-43.0%
Average Time From Date Ordered to Date Typed	52.6 days	71.9 days	+ 19.3 days	+36.7%
Average Time From Date Typed to Date Sentenced	42.1 days	33.2 days	- 8.9 days	-21.1%
Average Time From Date Ordered to Date Sentenced	94.7 days	105.2 days	+ 10.5 days	+11.1%
<u>KENT COUNTY</u>	<u>1981</u>	<u>1982</u>	<u>Change</u>	<u>% Change</u>
# of Defendants Sentenced After Presentence Investigations	294	259	- 35	-11.9%
Average Time From Date Ordered to Date Written	45.5 days	34.2 days	- 11.3 days	-25.3%
Average Time From Date Written to Date Typed	1.9 days	2.2 days	+ 0.3 days	+15.8%
Average Time From Date Ordered to Date Typed	47.4 days	36.4 days	- 11.0 days	-23.2%
Average Time From Date Typed to Date Sentenced	27.6 days	53.9 days	+ 26.3 days	+95.3%
Average Time From Date Ordered to Date Sentenced	75.0 days	90.3 days	+ 15.3 days	+20.4%
<u>SUSSEX COUNTY</u>	<u>1981</u>	<u>1982</u>	<u>Change</u>	<u>% Change</u>
# of Defendants Sentenced After Presentence Investigations	145	175	+ 30	+20.7%
Average Time From Date Ordered to Date Written	55.8 days	55.8 days	0.0 days	0.0%
Average Time From Date Written to Date Typed	3.1 days	4.1 days	+ 1.0 days	+32.3%
Average Time From Date Ordered to Date Typed	58.9 days	60.0 days	+ 1.1 days	+ 1.9%
Average Time From Date Typed to Date Sentenced	24.3 days	38.8 days	+ 14.5 days	+59.7%
Average Time From Date Ordered to Date Sentenced	83.2 days	98.8 days	+ 15.6 days	+18.8%
<u>STATE</u>	<u>1981</u>	<u>1982</u>	<u>Change</u>	<u>% Change</u>
# of Defendants Sentenced After Presentence Investigations	1,480	1,716	+236	+15.9%
Average Time From Date Ordered to Date Written	48.9 days	63.0 days	+ 14.1 days	+28.8%
Average Time From Date Written to Date Typed	3.3 days	2.3 days	- 1.0 days	-30.3%
Average Time From Date Ordered to Date Typed	52.2 days	65.4 days	+ 13.2 days	+25.3%
Average Time From Date Typed to Date Sentenced	37.5 days	36.9 days	- 0.6 days	- 1.6%
Average Time From Date Ordered to Date Sentenced	89.7 days	102.3 days	+ 12.6 days	+14.0%

Source: Administrative Office of the Courts

SUPERIOR COURT

PAGE  
=74=

FISCAL YEAR 1982  
PRESENTENCE OFFICE  
PRODUCTIVITY

	<u>INVESTIGATIONS</u>			<u>TYPING</u>		
	<u>Number of Investigations Written</u>	<u>Number of Investigators Available</u>	<u>Average Number Written Per Investigator</u>	<u>Number of Investigations Typed</u>	<u>Number of Typists Available</u>	<u>Average Number Typed Per Typist</u>
New Castle	1,360	8.94	12.7/Month, 152.1/Year	1,332	5.58	19.9/Month, 238.7/Year
Kent	268	3.00	7.4/Month, 89.3/Year*	271	2.00	11.3/Month, 135.5/Year**
Sussex	<u>169</u>	<u>2.00</u>	<u>7.0/Month, 84.5/Year#</u>	<u>170</u>	<u>1.00</u>	<u>14.2/Month, 170.0/Year##</u>
State	1,797	13.94	10.7/Month, 128.9/Year	1,773	8.58	17.2/Month, 206.6/Year

\*Kent County Presentence Officers write reports for both Superior Court and the Court of Common Pleas.

These figures are for Superior Court only. If the 53 written for the Court of Common Pleas during FY 1982 were included, the average written per investigator would be 8.9 reports per month and 107.0 reports per year.

\*\*These figures are for Superior Court only. If the 53 reports typed for the Court of Common Pleas were included, the typing productivity would become 13.5 reports typed per month and 162.0 reports per year.

#Sussex County Presentence Officers write reports for both Superior Court and the Court of Common Pleas.

These figures are for Superior Court only. If the 41 reports written for the Court of Common Pleas during FY 1982 were included, the figures would be 8.8 reports per month and 105.0 reports per year.

##These figures are for Superior Court only. If the 44 reports typed for the Court of Common Pleas were included, the typing productivity would become 17.8 reports typed per month and 214.0 reports typed per year.

Source: Administrative Office of the Courts

## SUPERIOR COURT

COMPARISON - FISCAL YEARS 1981-1982  
PRESENTENCE OFFICE  
PRODUCTIVITYPAGE  
=75=

<u>NEW CASTLE COUNTY</u>	<u>1981</u>	<u>1982</u>	<u>Change</u>	<u>% Change</u>
# of Investigations Written	1,082	1,360	+278	+25.7%
Average # Written Per Investigator Per Month	10.9	12.7	+ 1.8	+16.5%
Average # Written Per Investigator Per Year	130.2	152.1	+ 21.9	+16.8%
# of Investigations Typed	1,079	1,332	+253	+23.4%
Average # Typed Per Typist Per Month	14.0	19.9	+ 5.9	+42.1%
Average # Typed Per Typist Per Year	168.3	238.7	+ 70.4	+41.8%
<u>KENT COUNTY*</u>	<u>1981</u>	<u>1982</u>	<u>Change</u>	<u>% Change</u>
# of Investigations Written	308	268	- 40	-13.0%
Average # Written Per Investigator Per Month	8.8	7.4	- 1.4	-15.9%
Average # Written Per Investigator Per Year	105.5	89.3	- 16.2	-15.4%
# of Investigations Typed	304	271	- 33	-10.9%
Average # Typed Per Typist Per Month	12.7	11.3	- 1.4	-11.0%
Average # Typed Per Typist Per Year	152.0	135.5	- 16.5	-10.9%
<u>SUSSEX COUNTY*</u>	<u>1981</u>	<u>1982</u>	<u>Change</u>	<u>% Change</u>
# of Investigations Written	154	169	+ 15	+ 9.7%
Average # Written Per Investigator Per Month	5.0	7.0	+ 2.0	+40.0%
Average # Written Per Investigator Per Year	59.7	84.5	+ 24.8	+41.5%
# of Investigations Typed	155	170	+ 15	+ 9.7%
Average # Typed Per Typist Per Month	12.9	14.2	+ 1.3	+10.1%
Average # Typed Per Typist Per Year	155.0	170.0	+ 15.0	+ 9.7%
<u>STATE*</u>	<u>1981</u>	<u>1982</u>	<u>Change</u>	<u>% Change</u>
# of Investigations Written	1,544	1,797	+253	+16.4%
Average # Written Per Investigator Per Month	9.3	10.7	+ 1.4	+15.1%
Average # Written Per Investigator Per Year	111.2	128.9	+ 17.7	+15.9%
# of Investigations Typed	1,538	1,773	+235	+15.3%
Average # Typed Per Typist Per Month	13.6	17.2	+ 3.6	+26.5%
Average # Typed Per Typist Per Year	163.4	206.6	+ 43.2	+26.4%

\*Figures are for Superior Court only. Court of Common Pleas presentence activity, which is also done by the Kent and Sussex Presentence Offices, is excluded.

Source: Administrative Office of the Courts

SUPERIOR COURT  
FISCAL YEAR 1982  
CIVIL CASES  
WORKLOAD SUMMARY

PAGE  
=76=

	<u>Pending 6/30/81</u>	<u>Filings</u>	<u>Dispositions</u>	<u>Pending 6/30/82</u>	<u>Change In Pending</u>	<u>% Change In Pending</u>
New Castle	2,910	2,989	2,995	2,904	- 6	- 0.2%
Kent	1,013	508	337	1,184	+171	+16.9%
Sussex	<u>459</u>	<u>459</u>	<u>392</u>	<u>526</u>	<u>+ 67</u>	<u>+14.6%</u>
State	4,382	3,956	3,724	4,614	+232	+ 5.3%

COMPARISON - FISCAL YEARS 1981-1982  
CIVIL CASES  
WORKLOAD

Filings

	<u>1981</u>	<u>1982</u>	<u>Change</u>	<u>% Change</u>
New Castle	2,875	2,989	+114	+ 4.0%
Kent	507	508	+ 1	+ 0.2%
Sussex	<u>384</u>	<u>459</u>	<u>+ 75</u>	<u>+19.5%</u>
State	3,766	3,956	+190	+ 5.0%

Dispositions

	<u>1981</u>	<u>1982</u>	<u>Change</u>	<u>% Change</u>
New Castle	2,955	2,995	+ 40	+ 1.4%
Kent	325	337	+ 12	+ 3.7%
Sussex	<u>384</u>	<u>392</u>	<u>+ 8</u>	<u>+ 2.1%</u>
State	3,664	3,724	+ 60	+ 1.6%

Source: New Castle County, Kent County, and Sussex County Prothonotaries



SUPERIOR COURT  
FISCAL YEAR 1982  
CIVIL CASES  
EXPLANATORY NOTES

1. Complaints are suits for damages. The Complaints category includes Complaints for Damages, Condemnations, Ejections, Appeals from Justice of the Peace Court, Appeals from Arbitration Panel, Declaratory Judgments, Foreign Judgments, Replevins, Foreign Attachments, Domestic Attachments, Interpleaders, Breaches of Contract, Debt Actions, Transfers and Removals from the Court of Chancery, and Transfers and Removals from the Court of Common Pleas.
2. Mechanic's Liens and Mortgages are property suits.
3. Terminations and Adoptions are parental rights cases. On 9/11/80, jurisdiction over these cases was transferred to Family Court. Superior Court continues to hear those Adoptions and Terminations which had already been filed in Superior Court. However, all new cases are filed in Family Court.
4. Involuntary Commitments are proceedings held to determine whether individuals shall be involuntarily committed as mentally ill. Because Delaware State Hospital, the state's facility for mentally ill patients, is located in New Castle County, all Involuntary Commitment hearings are held in New Castle County.
5. Appeals are appeals on the record. This category includes Appeals from Administrative Agencies, Appeals from Family Court, Appeals from the Court of Common Pleas, and Certioraris.
6. Miscellaneous includes all other cases. During FY 1982 this category consisted of Complaints Requesting Order, Habeus Corpus, Mandamus, Writs of Prohibition, Writs of Possession, Petitions for Destruction of Indicia of Arrest, Petitions to Compel Satisfaction of Judgment, Petitions to Extend Judgment, Petitions to Satisfy Mortgage, Petitions to Set Aside Mortgage, Petitions for Writ of Quo Warranto, Petitions to Inspect Records, Petitions to Quash Subpoena, Petitions for Issuance of Subpoena, Petitions for Appointment of Attorney, Out of State Depositions, Petitions to Sell Real Estate for Property Taxes, Petitions for Return of Property, Petitions to Vacate Public Road, Tax Ditches, Libels, Motions to Quash Search Warrants, Petitions for Custody Under Detainer Act, Protective Orders, Road Resolutions and Rules to Show Cause.

SUPERIOR COURT  
FISCAL YEAR 1982  
CIVIL CASES  
WORKLOAD BREAKDOWNS

PAGE  
=78=

FILINGS

	<u>Complaints</u>	<u>Mechanic's Liens and Mortgages</u>	<u>Terminations and Adoptions</u>	<u>Appeals</u>	<u>Involuntary Commitments</u>	<u>Miscellaneous</u>	<u>TOTALS</u>
New Castle	1,491 49.9%	381 12.7%	0 0.0%	183 6.1%	550 18.4%	384 12.8%	2,989 100.0%
Kent	291 57.3%	108 21.3%	0 0.0%	27 5.3%	0 0.0%	82 16.1%	508 100.0%
Sussex	247 53.8%	127 27.7%	0 0.0%	39 8.5%	0 0.0%	46 10.0%	459 100.0%
State	2,029 51.3%	616 15.6%	0 0.0%	249 6.3%	550 13.9%	512 12.9%	3,956 100.0%

DISPOSITIONS

	<u>Complaints</u>	<u>Mechanic's Liens and Mortgages</u>	<u>Terminations and Adoptions</u>	<u>Appeals</u>	<u>Involuntary Commitments</u>	<u>Miscellaneous</u>	<u>TOTALS</u>
New Castle	1,421 47.4%	430 14.4%	43 1.4%	188 6.3%	547 18.3%	366 12.2%	2,995 100.0%
Kent	184 54.6%	94 27.9%	2 0.6%	16 4.7%	0 0.0%	41 12.2%	337 100.0%
Sussex	200 51.0%	116 29.6%	0 0.0%	34 8.7%	0 0.0%	42 10.7%	392 100.0%
State	1,805 48.5%	640 17.2%	45 1.2%	238 6.4%	547 14.7%	449 12.1%	3,724 100.0%

PENDING AT END OF YEAR

	<u>Complaints</u>	<u>Mechanic's Liens and Mortgages</u>	<u>Terminations and Adoptions</u>	<u>Appeals</u>	<u>Involuntary Commitments</u>	<u>Miscellaneous</u>	<u>TOTALS</u>
New Castle	2,208 76.0%	260 9.0%	2 0.1%	208 7.2%	104 3.6%	122 4.2%	2,904 100.0%
Kent	778 65.7%	182 15.4%	19 1.6%	87 7.3%	0 0.0%	118 10.0%	1,184 100.0%
Sussex	369 70.2%	83 15.8%	0 0.0%	38 7.2%	0 0.0%	36 6.8%	526 100.0%
State	3,355 72.7%	525 11.4%	21 0.5%	333 7.2%	104 2.3%	276 6.0%	4,614 100.0%

CHANGE IN PENDING

	<u>Complaints</u>	<u>Mechanic's Liens and Mortgages</u>	<u>Terminations and Adoptions</u>	<u>Appeals</u>	<u>Involuntary Commitments</u>	<u>Miscellaneous</u>	<u>TOTALS</u>
New Castle	+ 70	-49	-43	- 5	+3	+18	- 6
Kent	+107	+14	- 2	+11	0	+41	+171
Sussex	+ 47	+11	0	+ 5	0	+ 4	+ 67
State	+224	-24	-45	+11	+3	+63	+232

Source: New Castle County, Kent County, and Sussex County Prothonotaries Offices

SUPERIOR COURT  
FISCAL YEAR 1981  
CIVIL CASES  
TYPES OF DISPOSITIONS

COMPLAINTS DISPOSITIONS

	<u>Trial Dispositions</u>		<u>Non-Trial Dispositions</u>					<u>TOTALS</u>	
	<u>Judgment for Plaintiff</u>	<u>Judgment for Defendant</u>	<u>Default Judgment for Plaintiff</u>	<u>Other Judgment for Plaintiff</u>	<u>Judgment for Defendant</u>	<u>Voluntary Dismissal</u>	<u>Court Dismissal</u>		<u>Split Disp.</u>
New Castle	45 3.2%	29 2.0%	218 15.3%	70 4.9%	25 1.8%	866 60.9%	168 11.8%	0 0.0%	1,421 100.0%
Kent	1 0.5%	2 1.1%	28 15.2%	14 7.6%	0 0.0%	136 73.9%	1 0.5%	2 1.1%	184 100.0%
Sussex	5 2.5%	2 1.0%	52 26.0%	5 2.5%	0 0.0%	106 53.0%	29 14.5%	1 0.5%	200 100.0%
State	51 2.8%	33 1.8%	298 16.5%	89 4.9%	25 1.4%	1,108 61.4%	198 11.0%	3 0.2%	1,805 100.0%

MECHANIC'S LIENS AND MORTGAGES DISPOSITIONS

	<u>Trial Dispositions</u>		<u>Non-Trial Dispositions</u>					<u>TOTALS</u>
	<u>Judgment for Plaintiff</u>	<u>Judgment for Defendant</u>	<u>Default Judgment for Plaintiff</u>	<u>Other Judgment for Plaintiff</u>	<u>Judgment for Defendant</u>	<u>Voluntary Dismissal</u>	<u>Court Dismissal</u>	
New Castle	7 1.6%	1 0.2%	219 50.9%	12 2.8%	0 0.0%	157 36.5%	34 7.9%	430 100.0%
Kent	0 0.0%	0 0.0%	67 71.3%	9 9.6%	0 0.0%	18 19.1%	0 0.0%	94 100.0%
Sussex	1 0.9%	0 0.0%	80 69.0%	2 1.7%	0 0.0%	31 26.7%	2 1.7%	116 100.0%
State	8 1.3%	1 0.2%	366 57.2%	23 3.6%	0 0.0%	206 32.2%	36 5.6%	640 100.0%

Disp. = Disposition

Source: New Castle County, Kent County, and Sussex County Prothonotaries' Offices

SUPERIOR COURT  
FISCAL YEAR 1982  
CIVIL CASES  
TYPES OF DISPOSITIONS

PAGE  
=80=

TERMINATIONS AND ADOPTIONS DISPOSITIONS

	<u>Granted</u>	<u>Dismissed</u>	<u>TOTALS</u>
New Castle	33 76.7%	10 23.3%	43 100.0%
Kent	1 50.0%	1 50.0%	2 100.0%
Sussex	0 -	0 -	0 -
State	34 75.6%	11 24.4%	45 100.0%

INVOLUNTARY COMMITMENTS DISPOSITIONS

	<u>Dismissed- Voluntary Commitment</u>	<u>Dismissed- No Probable Cause</u>	<u>Dismissed- Released By Hospital</u>	<u>Dismissed- Defendant Deceased</u>	<u>TOTAL</u>
New Castle	362 66.2%	15 2.7%	165 30.2%	5 0.9%	547 100.0%

APPEALS DISPOSITIONS

	<u>Affirmed</u>	<u>Reversed</u>	<u>Affirmed Part/ Reversed Part</u>	<u>Voluntarily Dismissed</u>	<u>Dismissed By Court</u>	<u>Remanded</u>	<u>TOTALS</u>
New Castle	61 32.4%	13 6.9%	1 0.5%	48 25.5%	29 15.4%	36 19.1%	188 100.0%
Kent	6 37.5%	1 6.3%	0 0.0%	5 31.3%	2 12.5%	2 12.5%	16 100.0%
Sussex	9 26.5%	5 14.7%	1 2.9%	8 23.5%	7 20.6%	4 11.8%	34 100.0%
State	76 31.9%	19 8.0%	2 0.8%	61 25.6%	38 16.0%	42 17.6%	238 100.0%

MISCELLANEOUS DISPOSITIONS

	<u>Signed/Granted</u>	<u>Denied/Dismissed</u>	<u>Disposition Simultaneous With Filing</u>	<u>TOTALS</u>
New Castle	288 78.7%	78 21.3%	0 0.0%	366 100.0%
Kent	37 90.2%	4 9.8%	0 0.0%	41 100.0%
Sussex	33 78.6%	8 19.0%	1 2.4%	42 100.0%
State	358 79.7%	90 20.0%	1 0.2%	449 100.0%

Source: New Castle County, Kent County, and Sussex County Prothonotaries' Offices

SUPERIOR COURT

FISCAL YEAR 1982  
CIVIL CASES

CIVIL TRIALS

	<u>No. of Jury Trials</u>	<u>No. of Non-Jury Trials</u>	<u>Total No. of Trials</u>
New Castle	66 65.3%	35 34.7%	101 100.0%
Kent	2 33.3%	4 66.7%	6 100.0%
Sussex	<u>2 11.8%</u>	<u>15 88.2%</u>	<u>17 100.0%</u>
State	70 56.5%	54 43.5%	124 100.0%

CIVIL TRIAL CALENDAR ACTIVITY

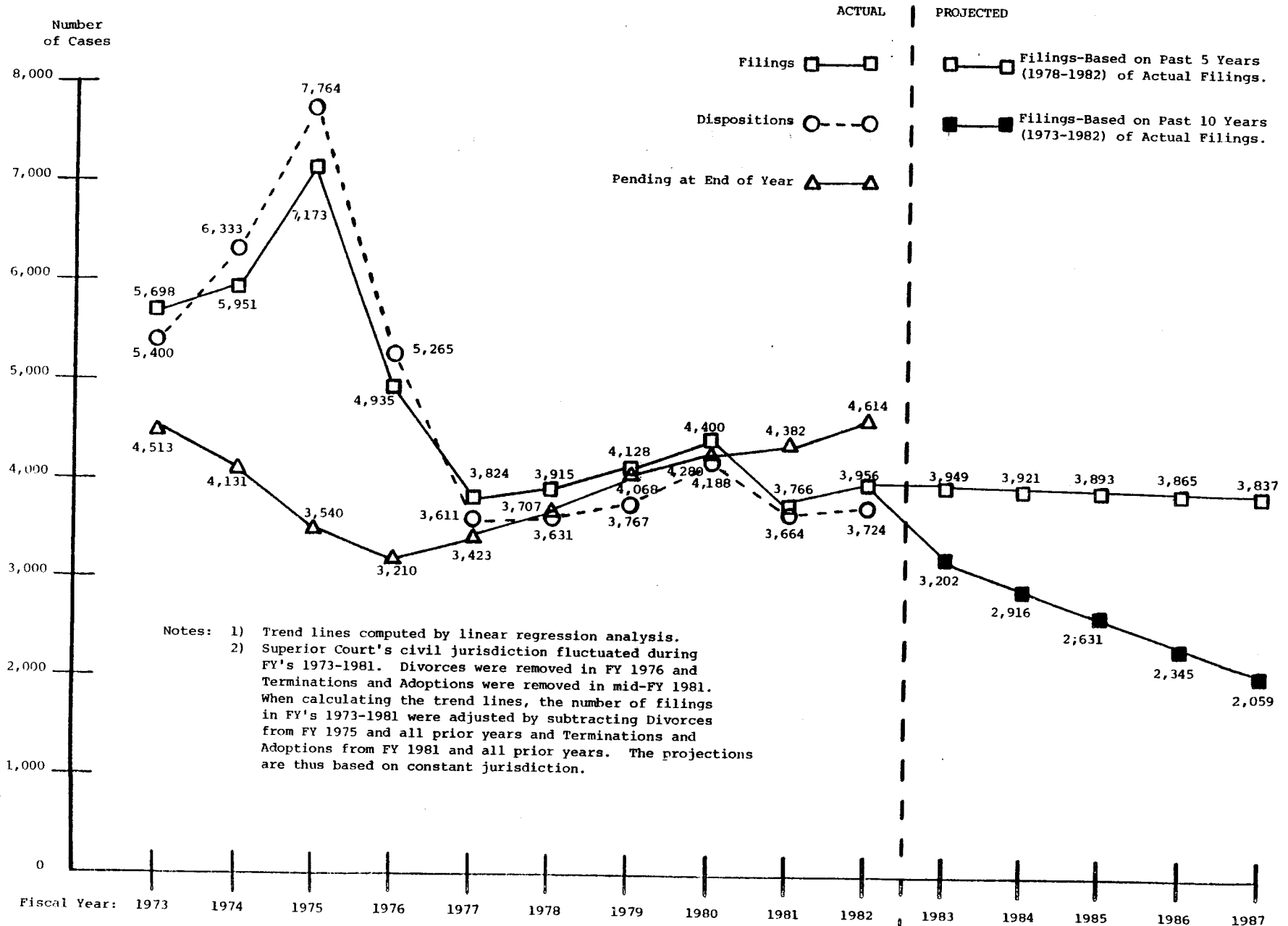
	<u>Cases Tried</u>	<u>Cases Settled or Dismissed</u>	<u>Cases Continued for Settlement</u>	<u>Cases Continued Due to Lack of Judge</u>	<u>Cases Continued at Request of Attorney</u>	<u>Total Trials Scheduled</u>
New Castle	101 21.4%	200 42.5%	9 1.9%	12 2.5%	149 31.6%	471 100.0%
Kent	7 7.0%	41 41.0%	4 4.0%	2 2.0%	46 46.0%	100 100.0%
Sussex	<u>17 23.9%</u>	<u>21 29.6%</u>	<u>3 4.2%</u>	<u>0 0.0%</u>	<u>30 42.3%</u>	<u>71 100.0%</u>
State	125 19.5%	262 40.8%	16 2.5%	14 2.2%	225 35.0%	642 100.0%

No. = Number

Source: New Castle County, Kent County, and Sussex County Prothonotaries' Offices

SUPERIOR COURT

10-YEAR WORKLOAD TREND AND 5-YEAR WORKLOAD PROJECTIONS  
CIVIL CASES



SUPERIOR COURT  
FISCAL YEAR 1982  
CIVIL CASES  
PERFORMANCE SUMMARY

	<u>Complaints</u>		<u>Mechanic's Liens and Mortgages</u>		<u>Terminations and Adoptions</u>	
	<u>Number of Dispositions</u>	<u>Average Time from Filing to Disposition</u>	<u>Number of Dispositions</u>	<u>Average Time from Filing to Disposition</u>	<u>Number of Dispositions</u>	<u>Average Time from Filing to Disposition</u>
New Castle	1,421	510.5 days	430	227.8 days	43	243.5 days
Kent	184	391.0 days	94	146.6 days	2	515.0 days
Sussex	<u>200</u>	<u>377.8 days</u>	<u>116</u>	<u>170.5 days</u>	<u>0</u>	-
State	1,805	483.6 days	640	205.5 days	45	255.6 days

	<u>Appeals</u>		<u>Involuntary Commitments</u>		<u>Miscellaneous</u>	
	<u>Number of Dispositions</u>	<u>Average Time from Filing to Disposition</u>	<u>Number of Dispositions</u>	<u>Average Time from Filing to Disposition</u>	<u>Number of Dispositions</u>	<u>Average Time from Filing to Disposition</u>
New Castle	188	417.3 days	547	30.9 days	366	82.6 days
Kent	16	572.8 days	0	-	41	39.6 days
Sussex	<u>34</u>	<u>373.0 days</u>	<u>0</u>	-	<u>42</u>	<u>145.5 days</u>
State	238	421.4 days	547	30.9 days	449	84.5 days

Source: New Castle County, Kent County, and Sussex County Prothonotaries' Offices

SUPERIOR COURT  
FISCAL YEAR 1982  
CIVIL CASES  
PERFORMANCE BREAKDOWNS

PAGE  
=84=

COMPLAINTS - ELAPSED TIME - PART ONE.

	<u>Cases Placed for Trial</u>		<u>Cases Not Placed for Trial</u>		<u>TOTALS</u>	
	<u>Number of Dispositions</u>	<u>Average Time from Filing to Disposition</u>	<u>Number of Dispositions</u>	<u>Average Time from Filing to Disposition</u>	<u>Number of Dispositions</u>	<u>Average Time from Filing to Disposition</u>
New Castle	315 22.2%	850.8 days	1,106 77.8%	413.5 days	1,421 100.0%	510.5 days
Kent	Not Applicable		Not Applicable		184 100.0%	391.0 days
Sussex	Not Applicable		Not Applicable		200 100.0%	377.8 days
State	Not Applicable		Not Applicable		1,805 100.0%	483.6 days

COMPLAINTS - ELAPSED TIME - PART TWO

Cases Disposed of By:

	<u>Trial</u>		<u>Default Judgment</u>		<u>Voluntary Dismissal</u>		<u>Other</u>		<u>TOTALS</u>	
	<u>No. of Disps.</u>	<u>Average Time from Filing to Disposition</u>	<u>No. of Disps.</u>	<u>Average Time from Filing to Disposition</u>	<u>No. of Disps.</u>	<u>Average Time from Filing to Disposition</u>	<u>No. of Disps.</u>	<u>Average Time from Filing to Disposition</u>	<u>No. of Disps.</u>	<u>Average Time from Filing to Disposition</u>
New Castle	74 5.2%	786.1 days	218 15.3%	110.0 days	866 60.9%	518.1 days	263 18.5%	739.8 days	1,421 100.0%	510.5 days
Kent	3 1.6%	361.3 days	28 15.2%	163.9 days	136 73.9%	431.3 days	17 9.2%	448.1 days	184 100.0%	319.0 days
Sussex	7 3.5%	504.4 days	52 26.0%	124.8 days	106 53.0%	394.9 days	35 17.5%	676.3 days	200 100.0%	377.8 days
State	84 4.7%	747.5 days	298 16.5%	117.6 days	1,108 61.4%	495.7 days	315 17.5%	717.0 days	1,805 100.0%	483.6 days

Disps. = Dispositions  
No. = Number

Source: New Castle County, Kent County, and Sussex County Prothonotaries' Offices



SUPERIOR COURT  
FISCAL YEAR 1982  
CIVIL CASES  
PERFORMANCE BREAKDOWNS

MECHANIC'S LIENS AND MORTGAGES - ELAPSED TIME - PART ONE

	<u>Cases Placed for Trial</u>		<u>Cases Not Placed for Trial</u>		<u>TOTALS</u>	
	<u>Number of Dispositions</u>	<u>Average Time from Filing to Disposition</u>	<u>Number of Dispositions</u>	<u>Average Time from Filing to Disposition</u>	<u>Number of Dispositions</u>	<u>Average Time from Filing to Disposition</u>
New Castle	14 3.3%	1,027.4 days	416 96.7%	200.8 days	430 100.0%	227.8 days
Kent	Not Applicable		Not Applicable		94 100.0%	146.6 days
Sussex	Not Applicable		Not Applicable		<u>116 100.0%</u>	<u>170.5 days</u>
State	Not Applicable		Not Applicable		640 100.0%	205.5 days

MECHANIC'S LIENS AND MORTGAGES - ELAPSED TIME - PART TWO

Cases Disposed of By:

	<u>Trial</u>		<u>Default Judgment</u>		<u>Voluntary Dismissal</u>		<u>Other</u>		<u>TOTALS</u>	
	<u>No. of Disps.</u>	<u>Average Time from Filing to Disposition</u>	<u>No. of Disps.</u>	<u>Average Time from Filing to Disposition</u>	<u>No. of Disps.</u>	<u>Average Time from Filing to Disposition</u>	<u>No. of Disps.</u>	<u>Average Time from Filing to Disposition</u>	<u>No. of Disps.</u>	<u>Average Time from Filing to Disposition</u>
New Castle	8 1.9%	812.4 days	219 50.9%	77.8 days	157 36.5%	218.4 days	46 10.7%	871.9 days	430 100.0%	227.8 days
Kent	0 0.0%	-	67 71.3%	85.8 days	18 19.1%	376.5 days	9 9.6%	139.2 days	94 100.0%	146.6 days
Sussex	<u>1 0.9%</u>	<u>822.0 days</u>	<u>80 69.0%</u>	<u>98.1 days</u>	<u>31 26.7%</u>	<u>315.7 days</u>	<u>4 3.4%</u>	<u>331.0 days</u>	<u>116 100.0%</u>	<u>170.5 days</u>
State	9 1.4%	813.4 days	366 57.2%	83.7 days	206 32.2%	246.9 days	59 9.2%	723.5 days	640 100.0%	205.5 days

Disps. = Dispositions  
No. = Number

Source: New Castle County, Kent County, and Sussex County Prothonotaries' Offices

# **Law Libraries**

LAW LIBRARIES

PAGE  
=88=

There are three Law Libraries located in the State of Delaware, staffed and maintained by stated funds and each presided over by a Law Librarian. The libraries are named after the counties in which they are situated.

The primary function of the Law Libraries is to provide a legal information center for the Judiciary, Public Defender's Office, legal representatives of counties and municipalities, city solicitors, and members of the Delaware Bar. They are also the official depositories for state laws, administrative regulations, and court rules. The libraries are made available to registered law students to assist them in preparation for state bar examinations and in their legal education. All three libraries are designated as official depository libraries by the U.S. Government Printing Office. As state-supported agencies, the libraries are available to the general public during normal working hours. Aid and assistance is rendered to persons wishing to make use of the facilities.

The New Castle County Law Library, located in the Public Building, Wilmington, Delaware, is the busiest of the three libraries. It houses in excess of 25,000 books and there is presently seated working space for about 26 persons at one time. The facility is maintained and administered by a full-time Law Librarian and a part-time Library Assistant. The Kent County Law Library, due to its location, is designated as the State Library. It houses the largest legal library maintained by the state with about 35,000 volumes and is staffed by one full-time librarian and one part-time assistant. The Sussex County Law Library is staffed by one Law Librarian and houses about 14,000 volumes.

All three libraries are currently in need of space for expansion due to the growing number of volumes. In addition, the Kent and Sussex Libraries have recently experienced physical problems - leaking roofs in Kent and structural difficulties in Sussex.

The Law Libraries are responsible for administrative library work as well as maintaining the bookkeeping records required by the State. These duties and responsibilities include but are not limited to the following: insertion of pocket parts, maintenance of loose leaf service bookkeeping for the agency's accounts, preparing invoices for library expenditures, filing and indexing reported and unreported opinions from the several courts, obtaining and filing copies of rules and regulations promulgated by the governmental agencies, maintaining of books and their monetary values, obtaining and filing statutes from the Legislative Council and other states, handling requests from various persons for information contained in the library, handling special request for research work from the judges, planning and recommending development and improvement of services, writing reports, and performing other duties associated with library work.

LAW LIBRARIES

PERSONNEL

NEW CASTLE COUNTY

New Castle County Law Library  
Public Building  
1020 North King Street  
Wilmington, DE 19801  
(571-2437)

Law Librarian  
Rene Yucht

KENT COUNTY

Kent County Law Library  
Kent County Courthouse  
38 The Green  
Dover, DE 19901  
(736-5467, 736-1525)

Law Librarian  
Carol N. Russell

Assistant Librarian  
Judy A. Skadsburg

SUSSEX COUNTY

Sussex County Law Library  
Sussex County Courthouse  
The Circle  
Georgetown, DE 19947  
(856-5483, 856-5235)

Law Librarian  
Mary F. Tylecki

# **Family Court**

FAMILY COURT

Legal Authorization

The Family Court Act, Title 10, Chapter 9, Delaware Code, authorizes the Family Court.

Geographic Organization

The Family Court is a unified statewide Court with branches in New Castle County at Wilmington, Kent County at Dover, and Sussex County at Georgetown.

Legal Jurisdiction

The Family Court has had conferred upon it by the General Assembly jurisdiction over juvenile delinquency, child neglect, dependency, and abuse, adult misdemeanor crimes against juveniles, child and spouse support, paternity of children, custody and visitation of children, divorces and annulments, terminations of parental rights and adoptions, property divisions, specific enforcement of separation agreements, guardianship over minors, interference with family relationships, and intra-family misdemeanor crimes.

The Family Court does not have jurisdiction over adults charged with felonies or juveniles charged with first degree murder, rape, or kidnapping.

Appeals are made on the record to Superior Court, except divorce and support cases, which are appealed directly to the Supreme Court.

Judges

Number: The Court is composed of 12 judges of equal judicial authority, one of whom is Chief Judge, who is the chief administrative and executive officer for the Court. Half of the judges must be of one major political party and half of the other major political party.

Appointment: The Governor appoints the judges with the consent of the Senate.

Tenure: The judges are appointed for 12-year terms.

Qualifications: Judges must have been duly admitted to the practice of law before the Supreme Court of Delaware at least 5 years prior to appointment and must have a knowledge of the law and interest in and understanding of family and child problems. They shall not practice law during their tenure and may be reappointed.

Other Judicial Personnel

The Chief Judge appoints and commissions masters for the Court who shall hold office at his pleasure and must have resided in the State for at least 5 years prior to their appointment. Masters may hear any matters properly before them, and their decisions become judgments of the Court unless disapproved by a judge. Parties may request a review de novo by a judge, by petitioning in writing within 15 days of the master's decision.

Support Personnel

The 3 major administrative divisions of the Court are: Court Operations, Fiscal Services, and Personnel Services. Fiscal Services and Personnel Services perform staff functions, whereas Court Operations is responsible for the delivery of services to the public.

The Family Court has a staff of more than 210 persons in addition to the judiciary. The staff includes clerks of court, judicial secretaries, counselors, accounting personnel, clerks, clerk-typists, bailiffs, process servers, and hearing officers in mediation and arbitration cases, as well as volunteers working in all areas of the Court.

Caseload Trend

Filings in Family Court rose slightly in FY 1982, from 30,654 in FY 1981 to 30,850 in FY 1982. Dispositions increased by 294, or just 1.0%, from 30,539 in FY 1981 to 30,833 in FY 1982.

The filings that were pending increased from 6,497 at the end of FY 1981 to 6,514 at the end of FY 1982, a 0.3% increase. Adult criminal pending dropped by 24.7%, juvenile delinquency cases pending decreased by 9.6%, and civil cases pending rose by 6.2%.

FAMILY COURT

PAGE  
=94=

JUDICIARY

Chief Judge

Hon. Robert D. Thompson (D, 10/25/86)  
Grace Davis, Secretary  
(856-5301)

NEW CASTLE COUNTY

Associate Judges

Hon. Roxana C. Arsht (D, 7/28/83)  
Sally McKendrick, Secretary  
(571-2257)

Hon. Robert W. Wakefield (R, 3/16/84)  
Janie Bebbber, Secretary  
(571-2254)

Hon. James J. Horgan (D, 9/29/88)  
Kathy Mort, Secretary  
(571-2229)

Hon. Jay Paul James (R, 6/30/90)  
Bernadette DiFrancesco, Secretary  
(571-2226)

Hon. Karl J. Parrish (D, 10/30/90)  
Carol Walton, Secretary  
(571-2232)

Hon. Vincent J. Poppiti (D, 1/24/91)  
Mary Jane DeMatteis, Secretary  
(571-2432)

Hon. John T. Gallagher (D, 11/6/91)  
Lynn Booth, Secretary  
(571-3923)

Hon. Jay H. Conner (R, 12/17/93)  
Dolores A. Howard, Secretary  
(571-6286)

KENT COUNTY

Associate Judges

Hon. David P. Buckson (R, 4/24/87)  
Mary Littlejohn, Secretary  
(736-4565)

Hon. Roger D. Kelsey (R, 7/28/87)  
Karen Price, Secretary  
(736-4513)

SUSSEX COUNTY

Associate Judges

Hon. William Swain Lee (R, 7/1/89)  
Mary Lu McCabe, Secretary  
(856-5417)



FAMILY COURT

SUPPORT PERSONNEL

NEW CASTLE COUNTY

Family Court  
Family Court Building  
900 King Street  
P.O. Box 2359  
Wilmington, DE 19899  
(571-2200)

Chief Master

David J. Haley  
Margaret Hoinowski, Secretary  
(571-2303)

Masters

William H. McDonough  
Ellen McGaughan, Secretary  
(571-2417)  
Frederic H. Kenney  
Evelyn Barkovic, Secretary  
(571-2593)  
Susan F. Paikin  
Lynne Taylor, Secretary  
(571-2212)  
Margaret M. Sweeney  
Carol Strannahan, Secretary  
(571-3867)  
Nathan Rosbrow

KENT COUNTY

Family Court  
Arden Building  
11 North Street  
P.O. Box 310  
Dover, DE 19901  
(736-4501)

Gary E. Grubb  
Carol Paisley, Secretary  
(736-5031)

SUSSEX COUNTY

Family Court  
Family Court Building  
Race and East Pine Streets  
P.O. Box 609  
Georgetown, DE 19947  
(856-7702)

Rosemary Betts  
Mark Buckworth  
Lisa Key, Secretary  
(856-5638)

SUPPORT PERSONNEL (CONTINUED)

FOR THE STATEWIDE COURT

---

Director of Operations

D. Thomas Reardon  
Edith White, Secretary  
(571-2209)

Director of Fiscal Services

William B. Breighner  
(571-2222)

Director of Personnel Services

Robert F. Jackson  
(571-2296)

Assistant Director of Operations

Randall E. Williams  
(571-2241)

Assistant Director for Treatment Services

Timothy J. Brandau  
(571-2612)

Assistant Director for Research and Planning

Emmett M. Partin  
(571-2215)

NEW CASTLE COUNTY

KENT COUNTY

SUSSEX COUNTY

---

Director

James T. Glessner  
Betty Lyons, Secretary  
(571-2612)

Director

James F. Truitt  
Maureen Haldeman, Secretary  
(736-4297)

Director

Robert F. Stuart  
(856-5515)

FAMILY COURT

PAGE  
=97=

FISCAL YEAR 1982  
WORKLOAD SUMMARY

	<u>Number of Defendants and Civil Cases</u>			<u>Pending 6/30/82</u>	<u>Change In Pending</u>	<u>% Change In Pending</u>
	<u>Pending 6/30/81</u>	<u>Filings</u>	<u>Dispositions</u>			
New Castle	4,407	19,110	19,420	4,097	-310	- 7.0%
Kent	1,325	5,750	5,717	1,358	+ 33	+ 2.5%
Sussex	<u>765</u>	<u>5,990</u>	<u>5,696</u>	<u>1,059</u>	<u>+294</u>	<u>+38.4%</u>
State	6,497	30,850	30,833	6,514	+ 17	+ 0.3%

COMPARISON - FISCAL YEARS 1981-1982

Filings

	<u>Number of Defendants and Civil Cases</u>		<u>Change</u>	<u>% Change</u>
	<u>1981</u>	<u>1982</u>		
New Castle	19,653	19,110	-543	-2.8%
Kent	5,437	5,750	+313	+5.8%
Sussex	<u>5,564</u>	<u>5,990</u>	<u>+426</u>	<u>+7.7%</u>
State	30,654	30,850	+196	+0.6%

Dispositions

	<u>Number of Defendants and Civil Cases</u>		<u>Change</u>	<u>% Change</u>
	<u>1981</u>	<u>1982</u>		
New Castle	19,743	19,420	-323	-1.6%
Kent	5,301	5,717	+416	+7.8%
Sussex	<u>5,495</u>	<u>5,696</u>	<u>+201</u>	<u>+3.7%</u>
State	30,539	30,833	+294	+1.0%

Source: Director of Court Operations, Family Court

FAMILY COURT  
FISCAL YEAR 1982  
TOTAL CASES  
WORKLOAD  
EXPLANATORY NOTES

1. The unit of count in Family Court adult criminal and juvenile delinquency cases is the defendant case.
2. A defendant case is defined as one or more incidents filed against a defendant at a single point in time. A defendant with more than one charge against him is counted as one defendant. A defendant brought before Family Court twice during the same fiscal year for separate incidents is counted as two defendants.
3. The unit of count in civil actions is the case filing.
4. A civil case filing is defined as a single civil incident filed with Family Court. A civil incident may be initiated by a petition or contempt complaint.

FAMILY COURT

FISCAL YEAR 1982  
ADULT CRIMINAL CASES  
WORKLOAD SUMMARY

	<u>Number of Defendants</u>		<u>Dispositions</u>	<u>Pending 6/30/82</u>	<u>Change In Pending</u>	<u>% Change In Pending</u>
	<u>Pending 6/30/81</u>	<u>Filings</u>				
New Castle	184	1,758	1,878	64	-120	-65.2%
Kent	52	399	358	93	+ 41	+78.8%
Sussex	<u>27</u>	<u>411</u>	<u>397</u>	<u>41</u>	<u>+ 14</u>	<u>+51.9%</u>
State	263	2,568	2,633	198	- 65	-24.7%

COMPARISON - FISCAL YEARS 1981-1982  
ADULT CRIMINAL CASES  
WORKLOAD

Filings

	<u>Number of Defendants</u>		<u>Change</u>	<u>% Change</u>
	<u>1981</u>	<u>1982</u>		
New Castle	1,904	1,758	-146	- 7.7%
Kent	351	399	+ 48	+13.7%
Sussex	<u>361</u>	<u>411</u>	<u>+ 50</u>	<u>+13.9%</u>
State	2,616	2,568	- 48	- 1.8%

Dispositions

	<u>Number of Defendants</u>		<u>Change</u>	<u>% Change</u>
	<u>1981</u>	<u>1982</u>		
New Castle	1,868	1,878	+ 10	+ 0.5%
Kent	353	358	+ 5	+ 1.4%
Sussex	<u>362</u>	<u>397</u>	<u>+ 35</u>	<u>+ 9.7%</u>
State	2,583	2,633	+ 50	+ 1.9%

Source: Director of Court Operations, Family Court

FAMILY COURT  
FISCAL YEAR 1982  
JUVENILE DELINQUENCY CASES  
WORKLOAD SUMMARY

PAGE  
=100=

	<u>Number of Defendants</u>			<u>Pending 6/30/82</u>	<u>Change In Pending</u>	<u>% Change In Pending</u>
	<u>Pending 6/30/81</u>	<u>Filings</u>	<u>Dispositions</u>			
New Castle	1,487	6,039	6,255	1,271	-216	-14.5%
Kent	282	1,172	1,266	188	- 94	-33.3%
Sussex	<u>168</u>	<u>1,301</u>	<u>1,176</u>	<u>293</u>	<u>+125</u>	<u>+74.4%</u>
State	1,937	8,512	8,697	1,752	-185	- 9.6%

COMPARISON - FISCAL YEARS 1981-1982  
JUVENILE DELINQUENCY CASES  
WORKLOAD

Filings

	<u>Number of Defendants</u>		<u>Change</u>	<u>% Change</u>
	<u>1981</u>	<u>1982</u>		
New Castle	7,060	6,039	-1,021	-14.5%
Kent	1,362	1,172	- 190	-14.0%
Sussex	<u>1,448</u>	<u>1,301</u>	<u>- 147</u>	<u>-10.2%</u>
State	9,870	8,512	-1,358	-13.8%

Dispositions

	<u>Number of Defendants</u>		<u>Change</u>	<u>% Change</u>
	<u>1981</u>	<u>1982</u>		
New Castle	7,155	6,255	- 900	-12.6%
Kent	1,295	1,266	- 29	- 2.2%
Sussex	<u>1,451</u>	<u>1,176</u>	<u>- 275</u>	<u>-19.0%</u>
State	9,901	8,697	-1,204	-12.2%

Source: Director of Court Operations, Family Court

FAMILY COURT

FISCAL YEAR 1982  
JUVENILE DELINQUENCY CASES  
WORKLOAD BREAKDOWNS

FILINGS

	<u>Number of Defendants</u>		<u>Traffic</u>	<u>TOTALS</u>
	<u>Felony</u>	<u>Misdemeanor</u>		
New Castle	1,447 24.0%	4,286 71.0%	306 5.1%	6,039 100.0%
Kent	296 25.3%	785 67.0%	91 7.8%	1,172 100.0%
Sussex	<u>324 24.9%</u>	<u>882 67.8%</u>	<u>95 7.3%</u>	<u>1,301 100.0%</u>
State	2,067 24.3%	5,953 69.9%	492 5.8%	8,512 100.0%

DISPOSITIONS

	<u>Number of Defendants</u>		<u>Traffic</u>	<u>TOTALS</u>
	<u>Felony</u>	<u>Misdemeanor</u>		
New Castle	1,681 26.9%	4,350 69.5%	224 3.6%	6,255 100.0%
Kent	328 25.9%	850 67.1%	88 7.0%	1,266 100.0%
Sussex	<u>325 27.6%</u>	<u>809 68.8%</u>	<u>42 3.6%</u>	<u>1,176 100.0%</u>
State	2,334 26.8%	6,009 69.1%	354 4.1%	8,697 100.0%

PENDING AT END OF YEAR

	<u>Number of Defendants</u>		<u>Traffic</u>	<u>TOTALS</u>
	<u>Felony</u>	<u>Misdemeanor</u>		
New Castle	331 26.0%	791 62.2%	149 11.7%	1,271 100.0%
Kent	56 29.8%	114 60.6%	18 9.6%	188 100.0%
Sussex	<u>26 8.9%</u>	<u>205 70.0%</u>	<u>62 21.2%</u>	<u>293 100.0%</u>
State	413 23.6%	1,110 63.4%	229 13.1%	1,752 100.0%

CHANGE IN PENDING

	<u>Number of Defendants</u>		<u>Traffic</u>	<u>TOTALS</u>
	<u>Felony</u>	<u>Misdemeanor</u>		
New Castle	-234	-64	+ 82	-216
Kent	- 32	-65	+ 3	- 94
Sussex	<u>- 1</u>	<u>+73</u>	<u>+ 53</u>	<u>+125</u>
State	-267	-56	+138	-185

Source: Director of Court Operations, Family Court

FAMILY COURT  
FISCAL YEAR 1982  
CIVIL CASES  
WORKLOAD SUMMARY

PAGE  
=102=

	<u>Pending 6/30/81</u>	<u>Filings</u>	<u>Dispositions</u>	<u>Pending 6/30/82</u>	<u>Change In Pending</u>	<u>% Change In Pending</u>
New Castle	2,736	11,313	11,287	2,762	+ 26	+ 1.0%
Kent	991	4,179	4,093	1,077	+ 86	+ 8.7%
Sussex	<u>570</u>	<u>4,278</u>	<u>4,123</u>	<u>725</u>	<u>+155</u>	<u>+27.2%</u>
State	4,297	19,770	19,503	4,564	+267	+ 6.2%

COMPARISON - FISCAL YEARS 1981-1982

Filings

	<u>1981</u>	<u>1982</u>	<u>Change</u>	<u>% Change</u>
New Castle	10,689	11,313	+ 624	+ 5.8%
Kent	3,724	4,179	+ 455	+12.2%
Sussex	<u>3,755</u>	<u>4,278</u>	<u>+ 523</u>	<u>+13.9%</u>
State	18,168	19,770	+1,602	+ 8.8%

Dispositions

	<u>1981</u>	<u>1982</u>	<u>Change</u>	<u>% Change</u>
New Castle	10,720	11,287	+ 567	+ 5.3%
Kent	3,653	4,093	+ 440	+12.0%
Sussex	<u>3,682</u>	<u>4,123</u>	<u>+ 441</u>	<u>+12.0%</u>
State	18,055	19,503	+1,448	+ 8.0%

Source: Director of Court Operations, Family Court



FAMILY COURT  
FISCAL YEAR 1982  
CIVIL CASES  
WORKLOAD BREAKDOWNS

PAGE  
=103=

FILINGS

	<u>Divorces and Annulments</u>	<u>Divorce Ancillary Matters</u>	<u>New Non-Support</u>	<u>Support Arrearages</u>	<u>Support Modifications</u>	<u>Custody/ Visitation</u>
New Castle	2,375 21.0%	767 6.8%	2,243 19.8%	1,512 13.4%	687 6.1%	1,194 10.6%
Kent	727 17.4%	149 3.6%	872 20.9%	579 13.9%	236 5.6%	900 21.5%
Sussex	<u>600 14.0%</u>	<u>135 3.2%</u>	<u>915 21.4%</u>	<u>542 12.7%</u>	<u>660 15.4%</u>	<u>804 18.8%</u>
State	3,702 18.7%	1,051 5.3%	4,030 20.4%	2,633 13.3%	1,583 8.0%	2,898 14.7%

	<u>Visitation</u>	<u>Imperiling Family Relations</u>	<u>Adoptions</u>	<u>Terminations of Parental Rights</u>	<u>Miscellaneous</u>	<u>TOTALS</u>
New Castle	367 3.2%	595 5.2%	140 1.2%	98 0.9%	1,335 11.8%	11,313 100.0%
Kent	215 5.1%	174 4.2%	51 1.2%	28 0.7%	248 5.9%	4,179 100.0%
Sussex	<u>129 3.0%</u>	<u>107 2.5%</u>	<u>37 0.9%</u>	<u>23 0.5%</u>	<u>326 7.6%</u>	<u>4,278 100.0%</u>
State	711 3.6%	876 4.4%	228 1.2%	149 0.7%	1,909 9.7%	19,770 100.0%

DISPOSITIONS

	<u>Divorces and Annulments</u>	<u>Divorce Ancillary Matters</u>	<u>New Non-Support</u>	<u>Support Arrearages</u>	<u>Support Modifications</u>	<u>Custody/ Visitation</u>
New Castle	2,676 23.7%	782 6.9%	2,034 18.0%	1,560 13.8%	676 6.0%	1,074 9.5%
Kent	779 19.0%	138 3.4%	855 20.9%	573 14.0%	202 4.9%	859 21.0%
Sussex	<u>644 15.6%</u>	<u>52 1.3%</u>	<u>790 19.2%</u>	<u>535 13.0%</u>	<u>646 15.7%</u>	<u>858 20.8%</u>
State	4,099 21.0%	972 5.0%	3,679 18.9%	2,668 13.7%	1,524 7.8%	2,791 14.3%

	<u>Visitation</u>	<u>Imperiling Family Relations</u>	<u>Adoptions</u>	<u>Terminations of Parental Rights</u>	<u>Miscellaneous</u>	<u>TOTALS</u>
New Castle	295 2.6%	582 5.2%	124 1.1%	94 0.8%	1,390 12.3%	11,287 100.0%
Kent	220 5.4%	162 4.0%	42 1.0%	20 0.5%	243 5.9%	4,093 100.0%
Sussex	<u>121 2.9%</u>	<u>109 2.6%</u>	<u>28 0.7%</u>	<u>10 0.2%</u>	<u>330 8.0%</u>	<u>4,123 100.0%</u>
State	636 3.3%	853 4.4%	194 1.0%	124 0.6%	1,963 10.1%	19,503 100.0%

Source: Director of Court Operations, Family Court

FAMILY COURT

FISCAL YEAR 1982  
CIVIL CASES

PAGE  
=104=

WORKLOAD BREAKDOWNS (CONTINUED)

PENDING AT END OF YEAR

	<u>Divorces and Annulments</u>	<u>Divorce Ancillary Matters</u>	<u>New Non-Support</u>	<u>Support Arrearages</u>	<u>Support Modifications</u>	<u>Custody/ Visitation</u>
New Castle	549 19.9%	656 23.8%	510 18.5%	338 12.2%	161 5.8%	254 9.2%
Kent	246 22.8%	90 8.4%	170 15.8%	163 15.1%	74 6.9%	188 17.5%
Sussex	168 23.2%	110 15.2%	184 25.4%	78 10.7%	28 3.9%	77 10.6%
State	963 21.1%	856 18.8%	864 18.9%	579 12.7%	263 5.8%	519 11.4%

	<u>Visitation</u>	<u>Imperiling Family Relations</u>	<u>Adoptions</u>	<u>Terminations of Parental Rights</u>	<u>Miscellaneous</u>	<u>TOTALS</u>
New Castle	118 4.3%	68 2.5%	42 1.5%	39 1.4%	27 1.0%	2,762 100.0%
Kent	26 2.4%	24 2.2%	30 2.8%	20 1.9%	46 4.3%	1,077 100.0%
Sussex	22 3.0%	4 0.6%	31 4.3%	20 2.7%	3 0.4%	725 100.0%
State	166 3.6%	96 2.1%	103 2.3%	79 1.7%	76 1.6%	4,564 100.0%

CHANGE IN PENDING

	<u>Divorces and Annulments</u>	<u>Divorce Ancillary Matters</u>	<u>New Non-Support</u>	<u>Support Arrearages</u>	<u>Support Modifications</u>	<u>Custody/ Visitation</u>
New Castle	-301	-15	+209	-48	+11	+120
Kent	- 52	+11	+ 17	+ 6	+34	+ 41
Sussex	- 44	+83	+125	+ 7	+14	- 54
State	-397	+79	+351	-35	+59	+107

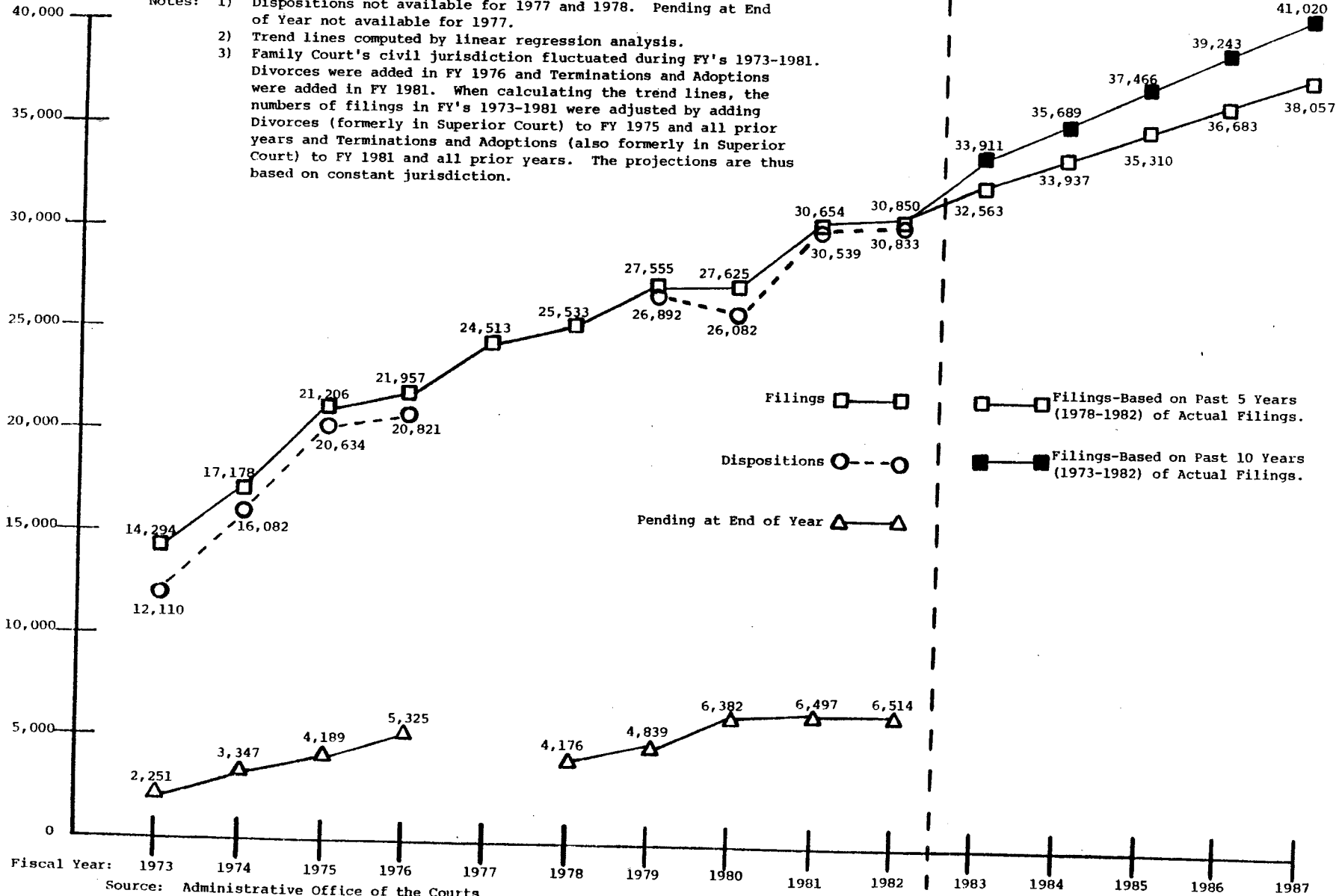
	<u>Visitation</u>	<u>Imperiling Family Relations</u>	<u>Adoptions</u>	<u>Terminations of Parental Rights</u>	<u>Miscellaneous</u>	<u>TOTALS</u>
New Castle	+ 72	+13	+ 16	+ 4	-55	+ 26
Kent	- 5	+12	+ 9	+ 8	+ 5	+ 86
Sussex	+ 8	- 2	+ 9	+13	- 4	+155
State	+ 75	+23	+ 34	+25	-54	+267

10-YEAR WORKLOAD TREND AND 5-YEAR WORKLOAD PROJECTIONS  
TOTAL DEFENDANTS AND CIVIL CASES

Number of Defendants  
and Civil Cases

ACTUAL | PROJECTED

- Notes: 1) Dispositions not available for 1977 and 1978. Pending at End of Year not available for 1977.  
2) Trend lines computed by linear regression analysis.  
3) Family Court's civil jurisdiction fluctuated during FY's 1973-1981. Divorces were added in FY 1976 and Terminations and Adoptions were added in FY 1981. When calculating the trend lines, the numbers of filings in FY's 1973-1981 were adjusted by adding Divorces (formerly in Superior Court) to FY 1975 and all prior years and Terminations and Adoptions (also formerly in Superior Court) to FY 1981 and all prior years. The projections are thus based on constant jurisdiction.



Source: Administrative Office of the Courts

# **Court of Common Pleas**

Legal Authorization

The statewide Court of Common Pleas was created by 10 Delaware Code, Chapters 13, 15, and 16, effective July 5, 1973.

Geographic Organization

The Court of Common Pleas sits in each of the three counties at the respective county seats.

Legal Jurisdiction

The Court of Common Pleas has statewide jurisdiction which includes concurrent jurisdiction with Superior Court in civil actions where the amount involved, exclusive of interest, does not exceed \$15,000 on the complaint. This was increased from \$5,000 with the passage of House Bill 334. There is no limitation in amount on counterclaim. All civil cases are tried without a jury.

The Court has criminal jurisdiction over all misdemeanors occurring in the State of Delaware except drug-related cases (other than possession of marijuana), and those occurring within the corporate limits of the City of Wilmington. It also is responsible for all preliminary hearings. Jury trial is available to all defendants but in New Castle County jury trials are referred to Superior Court for disposition.

Judges

There are five Judges of the Court of Common Pleas, one Chief Judge and four Resident Judges. The Judges are appointed by the governor with the consent of the Senate for 12 year terms and must have been actively engaged in the general practice of law in the State of Delaware for at least five years and must be citizens of the State. No more than a majority of one judge may be from the same political party.

Support Personnel

Personnel are appointed by the Chief Judge of the Court of Common Pleas, and consist of a Court Administrator (Chief Clerk), one Chief Deputy Clerk for each county, and such other employees as are necessary, including Bailiffs, Court Reporters, Secretaries, Clerks, Presentence Officers, etc.

Caseload Trend

FY 1982 saw yet another substantial rise in criminal cases which came to the Court of Common Pleas. The 12,345 criminal filings in FY 1982 constitute a 15.4% increase from the 10,702 criminal filings in FY 1981. Since FY 1978, when there were 6,534 criminal filings, there has been an increase of +88.9% to the number of criminal filings in FY 1982. Pending increased only moderately (+3.5%) in FY 1982, however, rising from 1,746 to 1,807, because of an increase in dispositions. The increase from 10,483 criminal dispositions in FY 1981

to 12,284 criminal dispositions in FY 1982 was a rise of +17.2%. Criminal dispositions have risen by +92.1% between FY 1978, when there were 6,394 criminal dispositions, and FY 1982.

Civil case filings were almost unchanged between FY 1981 and FY 1982, showing a change of +0.4% from the 3,933 civil filings in FY 1981 to the 3,950 civil filings in FY 1982. Civil dispositions rose by 16.9% in FY 1982, however, due to a 25.4% increase in New Castle County. This rise in statewide civil dispositions, from 3,463 in FY 1981 to 4,049 in FY 1982, follows a comparable decrease from FY 1980 to FY 1981. Thus while civil pending rose by 21.8% during FY 1981, it dropped by -3.8% from 2,622 to 2,523 during FY 1982. It is not yet certain how much of an impact House Bill 334 will have on the civil workload for the Court of Common Pleas.

The totals for the Court of Common Pleas during FY 1982 were 16,295 filings, 16,333 dispositions, and 4,330 pending at year's end. This compares with 14,635 filings, 13,946 dispositions, and 4,368 pending at year's end during FY 1981. These represent changes for FY 1982 of +11.3% in filings and +17.1% in dispositions. Because dispositions rose more quickly than filings, pendings decreased by a slight amount (-0.9%) during FY 1982 after having risen during FY 1981.

COURT OF COMMON PLEAS

JUDICIARY

NEW CASTLE COUNTY

KENT COUNTY

SUSSEX COUNTY

Chief Judge

Hon. Robert H. Wahl (D, 10/6/83)  
Beulah O. Goldsborough, Secretary  
(571-2412)

Resident Judge

Hon. Arthur F. DiSabatino (R, 10/6/83)  
Margaret Renai, Secretary  
(571-2411)  
Hon. William C. Bradley, Jr. (D, 9/29/88)  
Peggy Papili, Secretary  
(571-2410)

Resident Judge

Hon. Merrill C. Trader (R, 9/12/84)  
Mary Elyn Massey, Secretary  
(736-4617)

Resident Judge

Hon. Paul E. Ellis (D, 4/18/85)  
Katherine Truitt, Secretary  
(856-5333)

## SUPPORT PERSONNEL

Court Administrator (571-2804)  
Carole B. Kirshner  
Sharon Berkowitz, Secretary

## NEW CASTLE COUNTY (571-2430)

Clerks

Frederick Kirch  
Angeline M. Pineault  
Phyllis Feingold  
Elizabeth Jonkiert  
Karen Gallagher  
Mary Pasquale  
Cynthia Reinholz  
Joan Chalmers  
Deborah Mowbray  
Philip Saxon, Jr.  
Kathleen Murphy  
Mary Lou McNulty  
Martha Bridges

Accounting

Catherine Wharton  
Gloria Dale

Court Reporters (571-2863)

Carol Schatzman  
Jacalyn Anstey  
Cheryl Simmons  
C. Marie Fontello, Typist

Presentence Officers (571-3834)

John Jaremchuk  
Carolyn DiMauro  
Stacy Person  
Alan Haase  
Robert McGee, Investigator  
Renee Coddington, Secretary

Bailiffs

Richard Hurst  
William Arterbridge  
Diane Korolog  
Allan Rogers, Security Officer

## KENT COUNTY (736-4618)

Ruth Biddle  
Anna Benton  
Frances Bergold  
Teresa Lindale  
Suzanne Brode

Sheila Dougherty  
Terri Chippie, Typist

David Reid  
Mary McFaul

## SUSSEX COUNTY (856-5333)

Doris Wilkins  
Jean Henry  
Joyce Betts

Raymond Kenney  
Vera Elliott, Typist

Alcohol Coordinating Counselor  
Dallas Fleetwood

Donald Beebe  
R. Burton Hicks



COURT OF COMMON PLEAS

PAGE  
=112=

FISCAL YEAR 1982  
CRIMINAL CASES\*  
WORKLOAD SUMMARY

	<u>Pending 6/30/81</u>	<u>Filings</u>	<u>Dispositions</u>	<u>Pending 6/30/82</u>	<u>Change In Pending</u>	<u>% Change In Pending</u>
New Castle	1,176	7,857	7,908	1,125	-51	- 4.3%
Kent	181	1,774	1,700	255	+74	+40.9%
Sussex	<u>389</u>	<u>2,714</u>	<u>2,676</u>	<u>427</u>	<u>+38</u>	<u>+ 9.8%</u>
State	1,746	12,345	12,284	1,807	+61	+ 3.5%

COMPARISON - FISCAL YEARS 1981-1982  
CRIMINAL CASES  
WORKLOAD

FILINGS

	<u>1981</u>	<u>1982</u>	<u>Change</u>	<u>% Change</u>
New Castle	6,910	7,857	+ 947	+13.7%
Kent	1,616	1,774	+ 158	+ 9.8%
Sussex	<u>2,176</u>	<u>2,714</u>	<u>+ 538</u>	<u>+24.7%</u>
State	10,702	12,345	+1,643	+15.4%

DISPOSITIONS

	<u>1981</u>	<u>1982</u>	<u>Change</u>	<u>% Change</u>
New Castle	6,741	7,908	+1,167	+17.3%
Kent	1,620	1,700	+ 80	+ 4.9%
Sussex	<u>2,122</u>	<u>2,676</u>	<u>+ 554</u>	<u>+26.1%</u>
State	10,483	12,284	+1,801	+17.2%

\*The unit of count for criminal cases is the charge. For example, a defendant brought before the court on 3 charges would be counted as 3 cases.

Source: Court Administrator, Court of Common Pleas

FISCAL YEAR 1982  
CRIMINAL CASES\*  
WORKLOAD BREAKDOWNS

Filings

	<u>Original**</u>	<u>Optional Transfers#</u>	<u>Mandatory Transfers##</u>	<u>Reduced to Misdemeanor@</u>	<u>TOTALS</u>	<u>Preliminary Hearings</u>
New Castle	422 5.4%	5,630 71.7%	1,616 20.6%	189 2.4%	7,857 100.0%	2,898
Kent	77 4.3%	1,352 76.2%	312 17.6%	33 1.9%	1,774 100.0%	1,170
Sussex	186 6.9%	1,759 64.8%	506 18.6%	263 9.7%	2,714 100.0%	1,656
State	685 5.5%	8,741 70.8%	2,434 19.7%	485 3.9%	12,345 100.0%	5,724

Dispositions

	<u>Jury</u>	<u>Non-Jury</u>	<u>TOTALS</u>
New Castle	0 0.0%	7,908 100.0%	7,908 100.0%
Kent	59 3.5%	1,641 96.5%	1,700 100.0%
Sussex	9 0.3%	2,667 99.7%	2,676 100.0%
State	68 0.6%	12,216 99.4%	12,284 100.0%

Pending At End Of Year

	<u>Capiases</u>	<u>Other@@</u>	<u>TOTALS</u>
New Castle	506 45.0%	619 55.0%	1,125 100.0%
Kent	41 16.1%	214 83.9%	255 100.0%
Sussex	81 19.0%	346 81.0%	427 100.0%
State	628 34.8%	1,179 65.2%	1,807 100.0%

Change In Pending

	<u>Capiases</u>	<u>Other@@</u>	<u>TOTALS</u>
New Castle	-35	-16	-51
Kent	+12	+62	+74
Sussex	+16	+22	+38
State	-7	+68	+61

\*The unit of count in criminal cases is the charge. For example, a defendant brought before the Court on 3 charges would be counted as 3 cases.

\*\*Charges filed initially in the Court of Common Pleas.

#Charges filed originally in Justice of the Peace Courts which were transferred to the Court of Common Pleas at the option of the defendant.

##Charges originally filed in Justice of the Peace Courts which by statute must be transferred to the Court of Common Pleas.

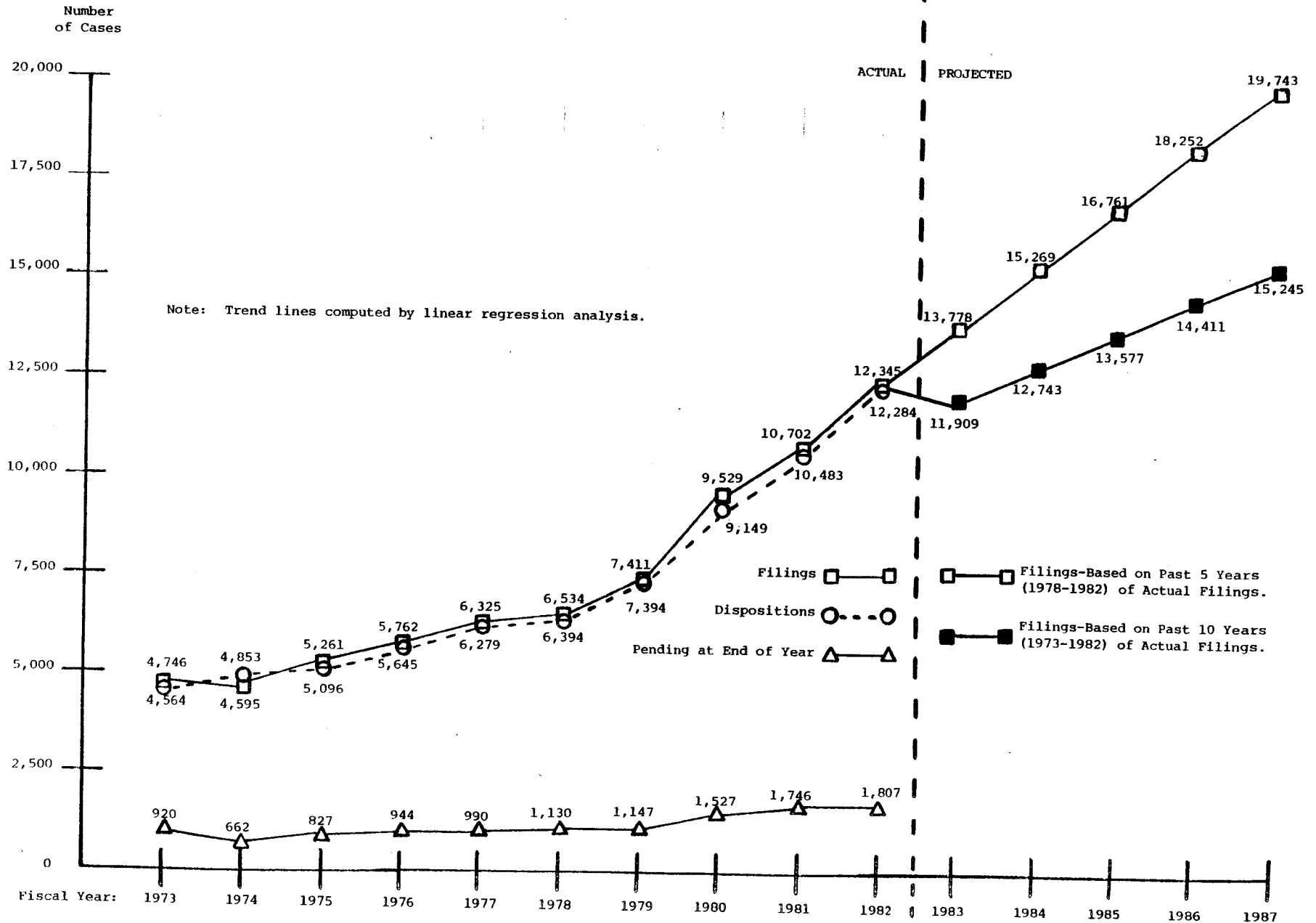
@Felony charges brought before the Court of Common Pleas for preliminary hearing which are reduced to misdemeanors and plead guilty to.

@@Includes triable cases and first offenders undergoing rehabilitation according to the Driving Under the Influence statute.

Source: Court Administrator, Court of Common Pleas

COURT OF COMMON PLEAS

10-YEAR WORKLOAD TREND AND 5-YEAR WORKLOAD PROJECTIONS  
CRIMINAL CASES



FISCAL YEAR 1982  
PRESENTENCE OFFICE  
WORKLOAD SUMMARY

	<u>Pending 6/30/81</u>	<u>Investigations Ordered</u>	<u>Investigations Completed*</u>	<u>Pending 6/30/82</u>	<u>Change In Pending</u>	<u>% Change In Pending</u>
New Castle	67	413	383	97	+30	+44.8%
Kent**	2	54	53	3	+ 1	+50.0%
Sussex**	<u>7#</u>	<u>48</u>	<u>44</u>	<u>11</u>	<u>+ 4</u>	<u>+57.1%</u>
State	76#	515	480	111	+35	+46.1%

COMPARISON - FISCAL YEARS 1981-1982  
PRESENTENCE OFFICE  
WORKLOADInvestigations Ordered

	<u>1981</u>	<u>1982</u>	<u>Change</u>	<u>% Change</u>
New Castle	344	413	+69	+ 20.1%
Kent**	24	54	+30	+125.0%
Sussex**	<u>55</u>	<u>48</u>	<u>- 7</u>	<u>- 12.7%</u>
State	423	515	+92	+ 21.7%

Investigations Completed\*

	<u>1981</u>	<u>1982</u>	<u>Change</u>	<u>% Change</u>
New Castle	356	383	+27	+ 7.6%
Kent**	29	53	+24	+ 82.8%
Sussex**	<u>55</u>	<u>44</u>	<u>-11</u>	<u>- 20.0%</u>
State	440	480	+40	+ 9.1%

\*In New Castle and Sussex Counties an investigation is considered completed when it has been written and typed. In Kent County an investigation is considered completed when it has been written.

\*\*Presentence investigations for the Court of Common Pleas in Kent and Sussex Counties are done by the Superior Court Presentence Office.

#Adjusted from 1981 Annual Report.

Source: Court Administrator, Court of Common Pleas; Superior Court Presentence Offices, Kent and Sussex Counties

COURT OF COMMON PLEAS

PAGE  
=116=

FISCAL YEAR 1982  
PRESENTENCE OFFICE  
PERFORMANCE

	<u>No. of Defendants Sentenced After Presentence Investigation</u>	<u>Average Time From Date Ordered to Date Written</u>	<u>Average Time From Date Written to Date Typed</u>	<u>Average Time From Date Ordered to Date Typed</u>	<u>Average Time From Date Typed to Date Sentenced</u>	<u>Average Time From Date Ordered to Date Sentenced</u>
New Castle	384	43.7 days	0.5 days	44.2 days	3.0 days	47.2 days
Kent	N.A.	N.A.	N.A.	N.A.	N.A.	N.A.
Sussex	<u>N.A.</u>	<u>N.A.</u>	<u>N.A.</u>	<u>N.A.</u>	<u>N.A.</u>	<u>N.A.</u>
State	N.A.	N.A.	N.A.	N.A.	N.A.	N.A.

PRODUCTIVITY

	<u>INVESTIGATIONS</u>			<u>TYPING</u>		
	<u>Number of Investigations Written</u>	<u>Number of Investigators Available</u>	<u>Average Number Completed Per Investigator</u>	<u>Number of Investigations Typed</u>	<u>Number of Typists Available</u>	<u>Average Number Typed Per Typist</u>
New Castle	383	3.46	9.2/mo., 110.7/yr.	383	1.0	31.9/mo., 383.0/yr.
Kent	N.A.	N.A.	N.A.	N.A.	N.A.	N.A.
Sussex	<u>N.A.</u>	<u>N.A.</u>	<u>N.A.</u>	<u>N.A.</u>	<u>N.A.</u>	<u>N.A.</u>
State	N.A.	N.A.	N.A.	N.A.	N.A.	N.A.

No. = Number

N.A. = Not Available

Source: Court Administrator, Court of Common Pleas

COURT OF COMMON PLEAS

PAGE  
=117=

FISCAL YEAR 1982  
CIVIL CASES  
WORKLOAD SUMMARY

	<u>Pending 6/30/81</u>	<u>Filings</u>	<u>Dispositions</u>	<u>Pending 6/30/82</u>	<u>Change In Pending</u>	<u>% Change In Pending</u>
New Castle	2,210	2,937	2,996	2,151	-59	- 2.7%
Kent	201	464	484	181	-20	-10.0%
Sussex	<u>211</u>	<u>549</u>	<u>569</u>	<u>191</u>	<u>-20</u>	<u>- 9.5%</u>
State	2,622	3,950	4,049	2,523	-99	- 3.8%

COMPARISON - FISCAL YEARS 1981-1982  
CIVIL CASES  
WORKLOAD

Filings

	<u>1981</u>	<u>1982</u>	<u>Change</u>	<u>% Change</u>
New Castle	2,901	2,937	+ 36	+ 1.2%
Kent	451	464	+ 13	+ 2.9%
Sussex	<u>581</u>	<u>549</u>	<u>- 32</u>	<u>- 5.5%</u>
State	3,933	3,950	+ 17	+ 0.4%

Dispositions

	<u>1981</u>	<u>1982</u>	<u>Change</u>	<u>% Change</u>
New Castle	2,389	2,996	+607	+25.4%
Kent	479	484	+ 5	+ 1.0%
Sussex	<u>595</u>	<u>569</u>	<u>- 26</u>	<u>- 4.4%</u>
State	3,463	4,049	+586	+16.9%

Source: Court Administrator, Court of Common Pleas

COURT OF COMMON PLEAS

PAGE  
=118=

FISCAL YEAR 1982  
CIVIL CASES  
WORKLOAD BREAKDOWNS

Filings

	<u>Complaints*</u>		<u>Miscellaneous**</u>		<u>TOTALS</u>	
New Castle	2,789	95.0%	148	5.0%	2,937	100.0%
Kent	420	90.5%	44	9.5%	464	100.0%
Sussex	514	93.6%	35	6.4%	549	100.0%
State	3,723	94.3%	227	5.7%	3,950	100.0%

Dispositions

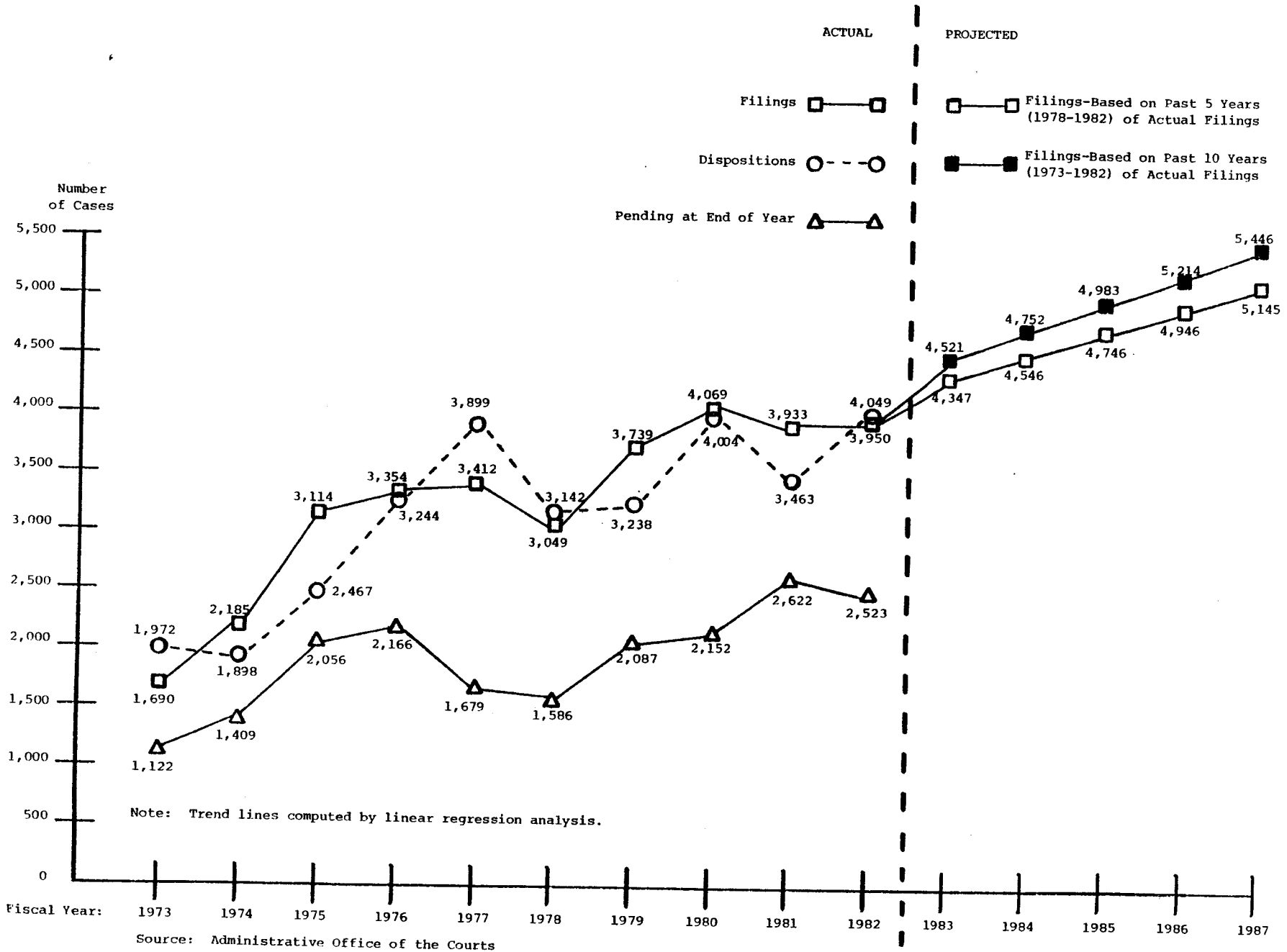
	<u>By Court</u>		<u>By Counsel</u>		<u>TOTALS</u>	
New Castle	1,093	36.5%	1,903	63.5%	2,996	100.0%
Kent	125	25.8%	359	74.2%	484	100.0%
Sussex	180	31.6%	389	68.4%	569	100.0%
State	1,398	34.5%	2,651	65.5%	4,049	100.0%

\*The Complaints category includes Complaints for Damages, Replevins, Foreign Attachments, and Domestic Attachments.

\*\*The Miscellaneous category includes Civil Judgments and Petitions for Name Change.

Source: Court Administrator, Court of Common Pleas

10-YEAR WORKLOAD TREND AND 5-YEAR WORKLOAD PROJECTIONS  
CIVIL CASES





# **Municipal Court**

MUNICIPAL COURT

PAGE  
=122=

Legal Authorization

The Municipal Court of the City of Wilmington is authorized by 10 Delaware Code, Chapter 17.

Geographic Organization

The Court has jurisdiction within the geographic boundaries of Wilmington.

Legal Jurisdiction

Municipal Court has criminal jurisdiction over traffic, misdemeanor, and municipal ordinances concurrent with the Justices of the Peace and the Court of Common Pleas. The Court conducts preliminary hearings for both felonies and drug-related misdemeanors. Jury trials are not available. The Court has a Violations Division which processes all moving and parking citations.

Judges

- Number - There are 3 Judges of the Municipal Court of Wilmington; not more than 2 of the Judges may be members of the same political party.
- Appointment - The Judges are appointed by the Governor, with the approval by the Senate.
- Tenure - Judges are appointed for 12-year terms.
- Qualifications - The Judges must be licensed to practice law in the State of Delaware for 5 years preceding appointment.

Support Personnel

The Chief Judge of the Municipal Court appoints a Chief Clerk who may in turn appoint Deputies.

Caseload Trend

The 9,711 criminal cases filed in the Municipal Court during FY 1982 was 950 more than the 8,761 criminal filings from FY 1981. This represents a percentage change of +10.8%. The 9,479 criminal dispositions in FY 1982 was an increase of 830 dispositions from the 8,649 criminal dispositions in FY 1981, a percentage change of +9.6%.

While the criminal filing and disposition totals may have increased in FY 1982, however, the totals for traffic cases dropped sharply at the same time. Filings dropped from 11,777 in FY 1981 to 8,484 in FY 1982, a drop of 3,293 filings which represented a percentage decrease of -28.0%. Dispositions in traffic cases decreased even more, dropping from 12,157 in FY 1981 to 8,550 in FY 1982. This decrease of 3,607 dispositions

resulted in a percentage change of -29.7%. The traffic filings and dispositions were at their lowest levels in over a decade, having last been this low in FY 1968.

The change in the workload of Municipal Court from one in which almost two-thirds of the cases filed were traffic cases (66.1% in FY 1979) to one in which less than one-half of the cases filed were traffic cases (46.6% in FY 1982) is a dramatic shift. This can be attributed in large part to a policy change by the Wilmington Police Department which places greater emphasis and resources on crime prevention and patrol (criminal cases).

Totals for both filings and dispositions decreased in FY 1982. Total filings decreased by 11.4% from 20,538 in FY 1981 to 18,195 in FY 1982. Total dispositions decreased even more sharply, dropping by 13.3% from 20,806 in FY 1981 to 18,029 in FY 1982. The net result was an increase in year's end pending of 10.8%, rising from 1,532 at the end of FY 1981 to 1,698 at the end of FY 1982.

MUNICIPAL COURT  
Public Building  
1000 King Street  
Wilmington, Delaware 19801  
(571-4530)

JUDICIARY

Chief Judge

Hon. Alfred R. Fraczkowski (R, 6/10/94)  
Karen A. Jones, Executive Secretary  
(571-4550)

Associate Judges

Hon. Carl Goldstein (R, 7/1/82)  
Joyce Vietri, Secretary  
(571-4551)  
Hon. Leonard L. Williams (D, 6/4/78)  
(571-4551)

MUNICIPAL COURT

SUPPORT PERSONNEL

Court Commissioners

Charles R. Lee, Clerk of Court  
(571-4534)  
T. Roger Barton  
(571-4540)  
Richard O. Douglas  
(571-4540)  
Furio R. Casale  
(571-4540)  
Lawrence L. Fitchett  
(571-4540)  
Carolyn A. Carroll, Secretary  
(571-4534)

Law Clerks

Patricia Drake  
Nicholas Fick

Process Servicer

Margeurite Johnson

Bailiffs

David Dempsey  
Gerald Nolan  
Cornelius Morris  
William Santiago

Criminal Clerical Staff

Josephine Smulski  
Kathy Holstein  
Patricia DeCusatis  
Mary E. Devine  
Diane DeCusatis  
Debra Butcher  
Evelyn Smith

Traffic Violation Staff

Shirley Cohen  
Carolyn Sylvester  
Ann Collins  
Kimberly Betz

MUNICIPAL COURT  
FISCAL YEAR 1982  
WORKLOAD SUMMARY\*

	<u>Pending 6/30/81</u>	<u>Filings</u>	<u>Dispositions</u>	<u>Pending 6/30/82</u>	<u>Change In Pending</u>	<u>% Change In Pending</u>
Criminal	787	9,711	9,479	1,019	+232	+29.5%
Traffic	<u>745</u>	<u>8,484</u>	<u>8,550</u>	<u>679</u>	<u>-66</u>	<u>-8.9%</u>
TOTALS	1,532	18,195	18,029	1,698	+166	+10.8%

COMPARISON - FISCAL YEARS 1981-1982  
WORKLOAD\*

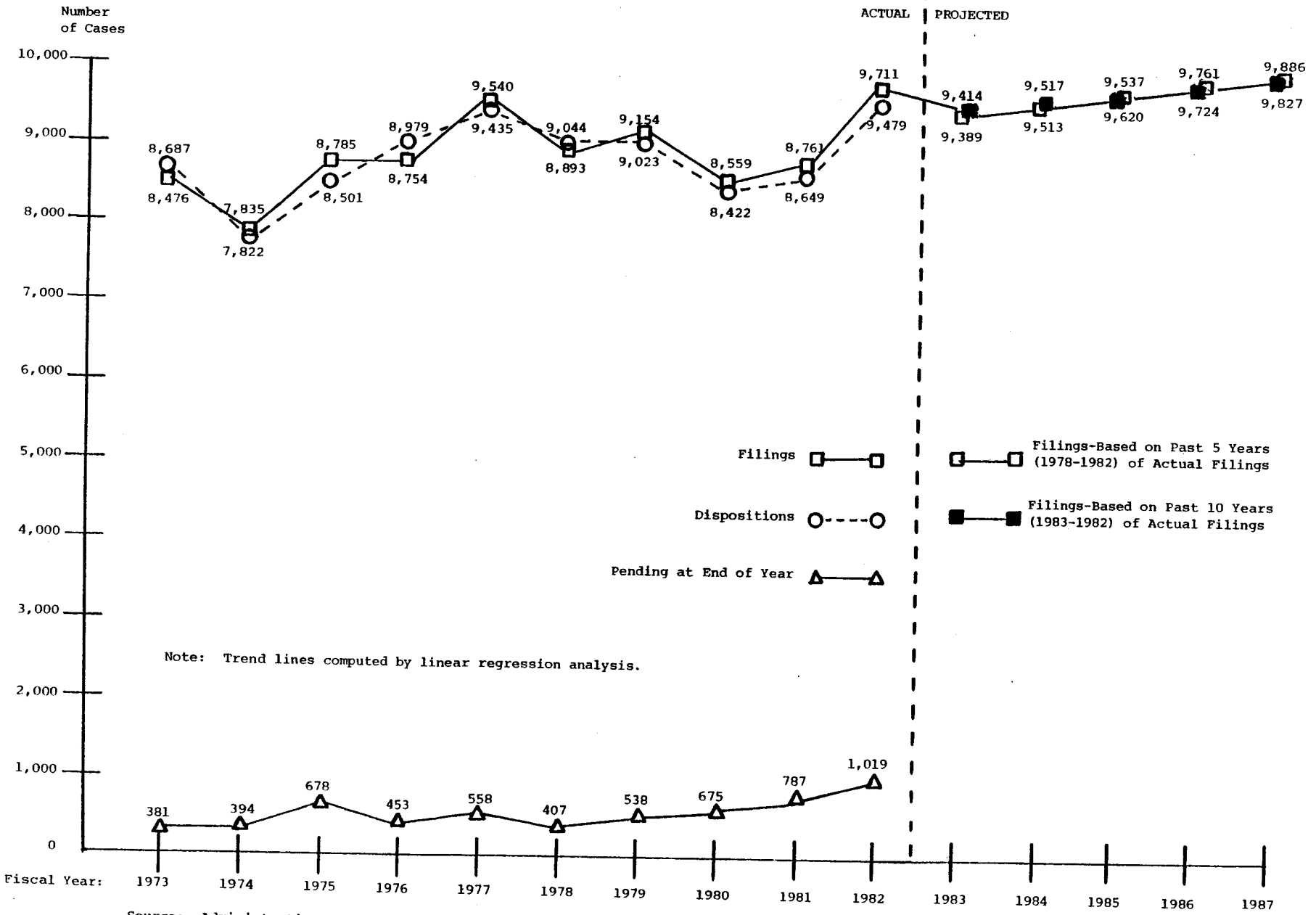
<u>Filings</u>	<u>1981</u>	<u>1982</u>	<u>Change</u>	<u>% Change</u>
Criminal	8,761	9,711	+ 950	+10.8%
Traffic	<u>11,777</u>	<u>8,484</u>	<u>-3,293</u>	<u>-28.0%</u>
TOTALS	20,538	18,195	-2,343	-11.4%

<u>Dispositions</u>	<u>1981</u>	<u>1982</u>	<u>Change</u>	<u>% Change</u>
Criminal	8,649	9,479	+ 830	+ 9.6%
Traffic	<u>12,157</u>	<u>8,550</u>	<u>-3,607</u>	<u>-29.7%</u>
TOTALS	20,806	18,029	-2,777	-13.3%

\*The unit of count in Municipal Court is the charge. For example, a defendant brought before the Court on 3 charges would be counted as 3 cases.

Source: Chief Court Commissioner, Municipal Court

10-YEAR WORKLOAD TREND AND 5 YEAR WORKLOAD PROJECTIONS  
CRIMINAL CASES

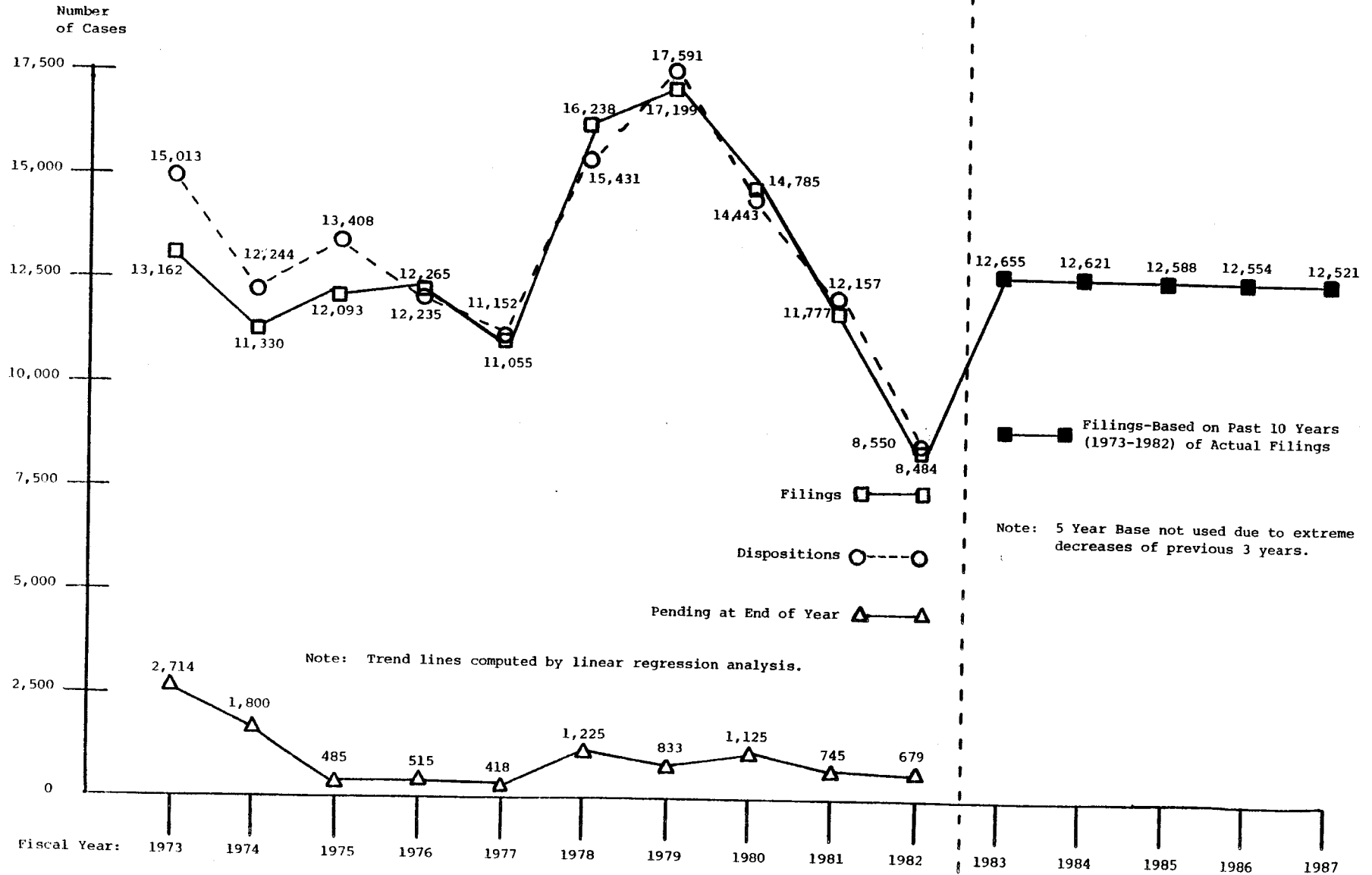


Note: Trend lines computed by linear regression analysis.

Source: Administrative Office of the Courts

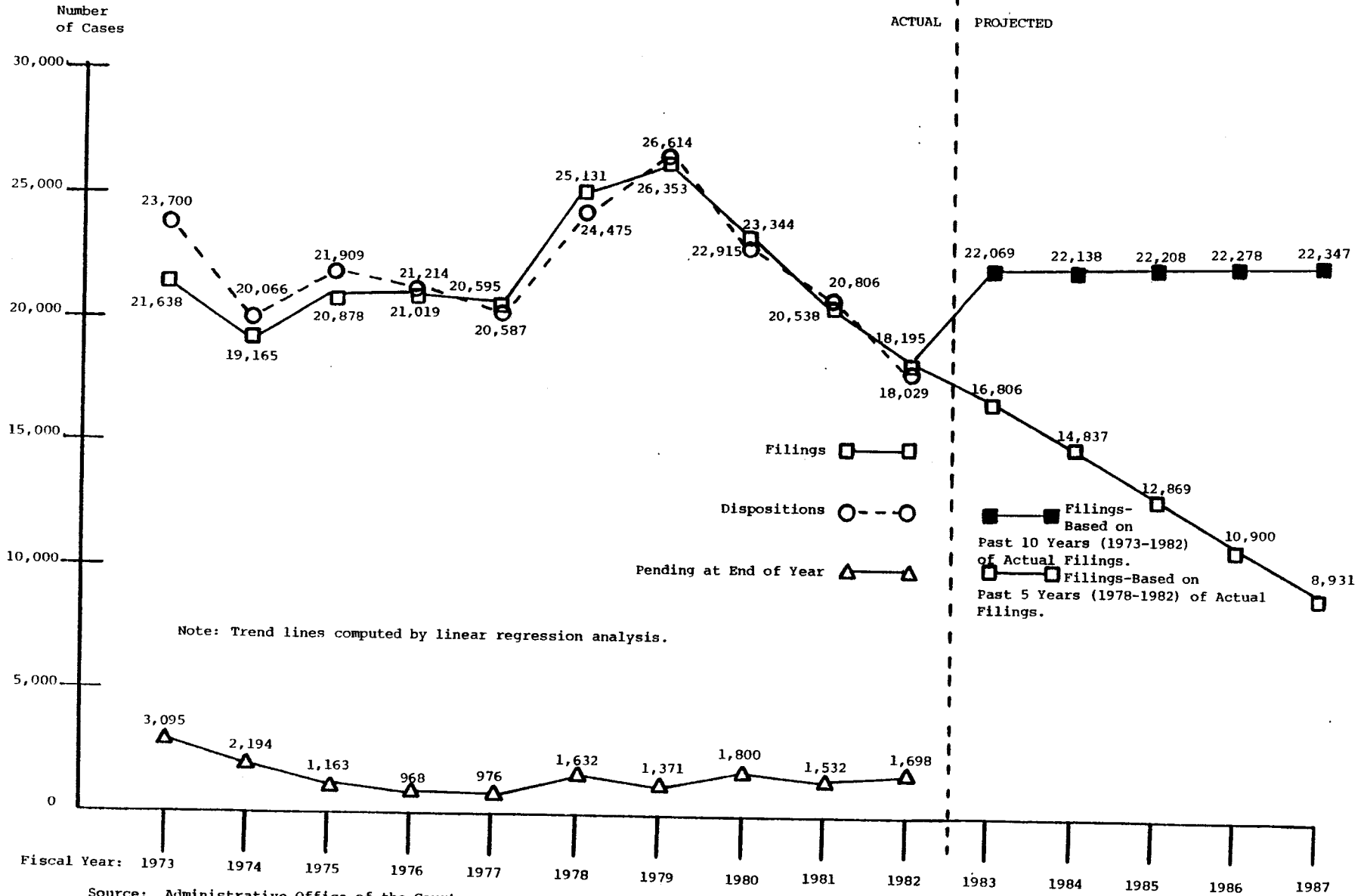
MUNICIPAL COURT  
10-YEAR WORKLOAD TREND AND 5-YEAR WORKLOAD PROJECTIONS  
TRAFFIC CASES

ACTUAL PROJECTED





MUNICIPAL COURT  
10-YEAR WORKLOAD TREND AND 5-YEAR WORKLOAD PROJECTIONS  
TOTAL CASES



# **Justice of the Peace Courts**

## JUSTICE OF THE PEACE COURTS

PAGE  
=132=

### Legal Authorization

The Justice of the Peace Courts are authorized by the Constitution of Delaware, Article IV, Section I.

### Geographic Organization

The jurisdiction of the Courts is statewide and sessions are held throughout the State. 19 Courts are currently operating, 8 in New Castle County, 4 in Kent County, and 7 in Sussex County.

### Legal Jurisdiction

The Justice of the Peace Courts have jurisdiction over civil cases in which the amount in controversy does not exceed \$1,500. JP Courts are authorized to hear certain misdemeanors and most motor vehicle cases (excluding felonies) and may act as committing magistrates for all crimes. Since Justice of the Peace Courts are not courts of record, appeals may be taken de novo to Superior Court. The subject matter jurisdiction of the Justice of the Peace Courts is shared with the Court of Common Pleas.

### Justices of the Peace

The Delaware Code authorizes a maximum of 53 Justices of the Peace, 24 in New Castle County, 12 in Kent County, and 17 in Sussex County. Magistrates are appointed by the Governor with Senate confirmation for four-year terms. A Justice of the Peace must be at least 21 years of age and a resident of the State of Delaware and the county in which he serves. In addition to the the 53 Justices of the Peace, the Governor appoints a Chief Magistrate, subject to Senate confirmation.

### Support Personnel

An Administrator and a pair of administrative officers help the Chief Magistrate direct the JP Courts on a day-to-day basis. The State provides chief clerks, deputy clerks, constables, bailiffs, and presentence officers for the courts.

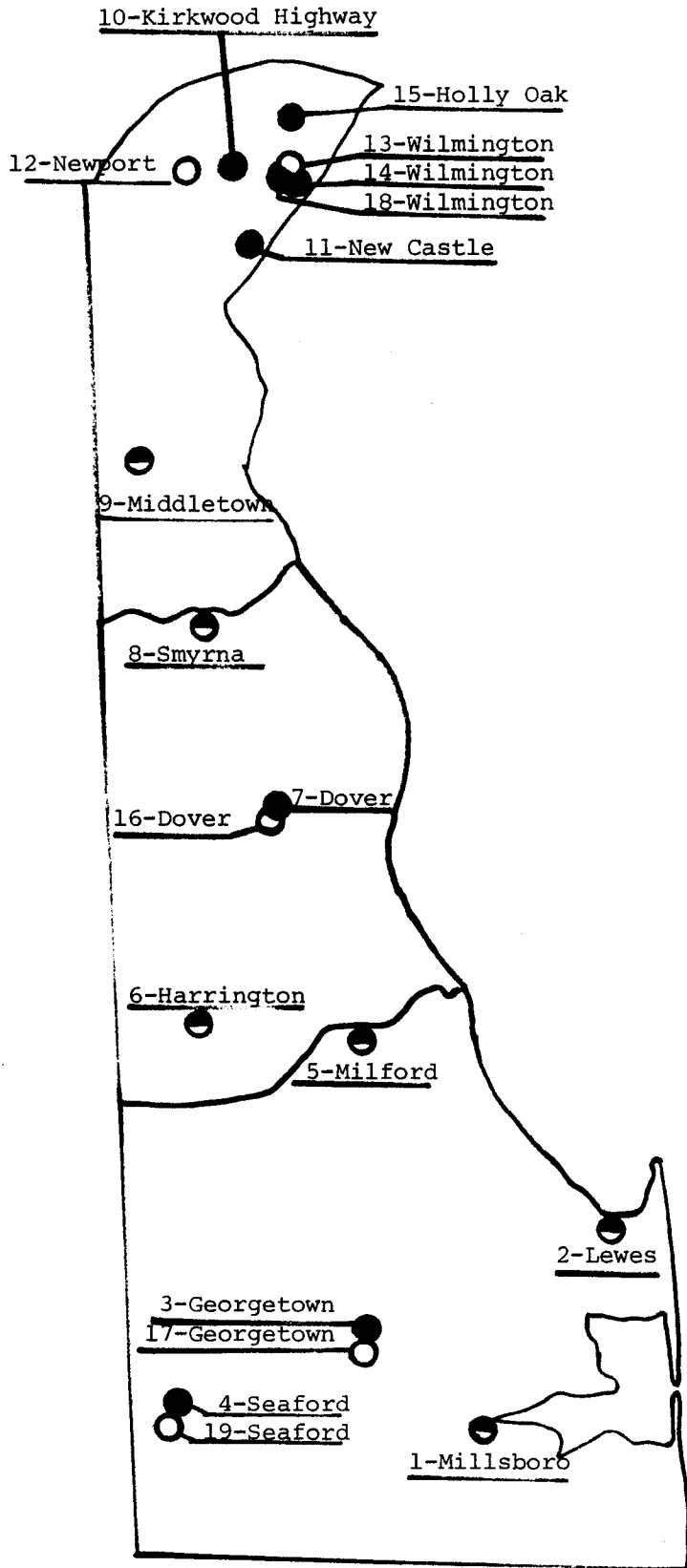
### Caseload Trend

The total number of cases filed in the JP Courts during FY 1982 was 157,925 - 6,652 above the total in FY 1981. This number of filings was a new high for a single fiscal year in the JP Courts.

Criminal cases rose in FY 1982 to a new high of 137,655 filings, 4.9% more than the 131,227 criminal filings in FY 1981. Criminal dispositions rose by 4.3% to a new high of 137,277 in FY 1982 from 131,610 in FY 1981.

The number of civil cases filed rose by just 1.2% in FY 1982 to 20,270 (still an all-time high) from the FY 1981 total of 20,046. The number of civil cases disposed of increased by 14.4% from 18,509 in FY 1981 to 21,168 in FY 1982 (an all-time high also). The rise in dispositions led to a 5.6% decrease in pending from 15,931 at the end of FY 1981 to 15,033 at the end of FY 1982.

JUSTICE OF THE PEACE COURTS IN DELAWARE



KEY

- Criminal and Traffic Court
- Civil Court
- ◐ Criminal, Traffic, and Civil Court

JUSTICE OF THE PEACE COURTS

PAGE  
=134=

<u>Court</u>	<u>Location</u>	<u>Hours Open (As of 2/1/83)</u>	<u>Total Hours Open Per Week</u>	<u>Jurisdiction</u>
<u>New Castle County</u>				
Court 9	Middletown	M, Tu, Th, F 8AM-4PM; W Noon-8PM	40	Criminal & Civil
Court 10	Kirkwood Highway	24 Hours Per Day, 7 Days Per Week	168	Criminal
Court 11	New Castle	24 Hours Per Day, 7 Days Per Week	168	Criminal
Court 12	Newport	M-F 8:30AM-4:30PM	40	Civil
Court 13	Wilmington	M-F 8:30AM-4:30PM	40	Civil
Court 14	Wilmington	M-F 8:30AM-4:30PM	40	Criminal
Court 15	Holly Oak	M, Sat 8AM-4PM; Tu-F 8AM-Midnight	80	Criminal
Court 18	Wilmington	M-Sat 9AM-5PM	48	Criminal
<u>Kent County</u>				
Court 6	Harrington	M, Sat 8AM-4PM; Tu-F 8AM-Midnight	80	Criminal & Civil
Court 7	Dover	24 Hours Per Day, 7 Days Per Week	168	Criminal
Court 8	Smyrna	M-F 8AM-4PM	40	Criminal & Civil
Court 16	Dover	M-F 8:30AM-4:30PM	40	Civil
<u>Sussex County</u>				
Court 1	Millsboro	M-F 9AM-5PM	40	Criminal & Civil
Court 2	Lewes (Winter)	M, Tu 8AM-4PM; W-Sat 8AM-Midnight	80	Criminal & Civil
	(Summer)	M, Sun 8AM-4PM; Tu-Sat 8AM-Midnight	96	
Court 3	Georgetown	24 Hours Per Day, 7 Days Per Week	168	Criminal
Court 4	Seaford	8AM-Midnight, 7 Days Per Week	112	Criminal
Court 5	Milford	M-F 8AM-4PM	40	Criminal & Civil
Court 17	Georgetown	M-F 8AM-4PM	40	Civil
Court 19	Seaford	M-F 8:30AM-4:30PM	40	Civil

## JUDICIARY

Chief Magistrate

Hon. Norman A. Barron (6/20/84)  
 Pamela A. Nagle, Clerk Stenographer

## New Castle County

Deputy Chief Magistrate

Hon. Morris Levenberg (6/30/85)

## New Castle County

Justices of the Peace

Hon. Andrew G. Ahern, Jr. (6/27/84)  
 Hon. Richard L. Brandenburg (6/30/86)  
 Hon. William W. Brittingham (6/29/85)  
 Hon. Ronald E. Cheeseman (5/22/84)  
 Hon. Joseph F. Desmond (1/28/86)  
 Hon. Mabel M. English (6/22/83)  
 Hon. Vicki Ann Hagel (5/31/83)  
 Hon. Barbara C. Hughes (6/30/85)  
 Hon. Lorin P. Hunt (6/27/84)  
 Hon. Robert S. Jackson (5/10/83)  
 Hon. Virginia W. Johnson (6/30/86)  
 Hon. Vivian K. Kleinman (5/31/83)  
 Hon. Ann A. Lewis (5/10/83)  
 Hon. Ruth P. Malm (1/11/81)  
 Hon. John P. McLaughlin (5/22/84)  
 Hon. Michael E. McLaughlin (8/5/84)  
 Hon. Marc P. Niedzielski (6/1/84)  
 Hon. Louise L. Reiver (6/29/86)  
 Hon. William S. Rowe, Jr. (6/27/84)  
 Hon. Rosalie Obara Sullivan (8/5/84)  
 Hon. Rosalind Toulson (7/2/83)  
 Hon. John H. Wilding (9/29/80)  
 Vacant

## Kent County

Deputy Chief Magistrate

Hon. Russell T. Rash (6/30/85)

## Kent County

Justices of the Peace

Hon. Margaret L. Barrett (6/29/86)  
 Hon. Helen M. Brandt (6/29/86)  
 Hon. A. Tyson Cohee (5/2/86)  
 Hon. John P. Greene (6/5/84)  
 Hon. George W. Kershner, III (6/30/86)  
 Hon. Joseph A. Knussman (6/22/83)  
 Hon. Paul Neeman (7/2/83)  
 Hon. Ellis B. Parrott (6/10/86)  
 Hon. Charles M. Stump (6/5/84)  
 Hon. Wallace P. Wootten (5/9/78)  
 Vacant

## Sussex County

Deputy Chief Magistrate

Hon. William J. Hopkins, Jr. (3/19/78)  
 Hon. Thomas J. Orr (6/29/86)

## Sussex County

Justices of the Peace

Hon. William A. Booth (7/1/86)  
 Hon. Emory B. Brittingham (5/2/82)\*  
 Hon. Edward G. Davis (7/2/83)  
 Hon. Jeffrey W. Hague (7/1/84)  
 Hon. Robert F. Handy (6/5/84)  
 Hon. Henry F. Hill (6/5/84)\*\*  
 Hon. Aubrey T. Hudson (6/22/83)  
 Hon. Thomas W. Hutson (6/27/83)  
 Hon. John H. McQuay (1/12/81)  
 Hon. Almetia J. Murray (7/1/86)  
 Hon. William F. Plack (6/29/86)  
 Hon. Horace W. Short (5/29/84)  
 Hon. Abigayle E. Truitt (7/2/83)  
 Hon. Emory R. West, Sr. (6/22/83)  
 Vacant

\*Plans to retire from State service 7/1/83.

\*\*Plans to retire from State service 5/1/83.

JUSTICE OF THE PEACE COURTS

SUPPORT PERSONNEL

NEW CASTLE COUNTY

CHIEF MAGISTRATE'S OFFICE

11th Floor

Elbert N. Carvel Delaware State Building  
820 North French Street  
Wilmington, Delaware 19801  
(571-2485)

Administrator

Arthur R. Carello

Phyllis Wilson, Secretary

Administrative Officers

Thomas W. Nagle

Mary E. Cooper

Christine Hojnicky, Clerk

Administrative Assistant

Sandra L. Coleman

COURT 9

18 South Broad Street  
Kirkwood Highway  
Middletown, DE 19709  
(571-2499)

Chief Clerk

Agnes B. Thompson

COURT 6

Post Office Box 3  
Route 13  
Harrington, DE 19952  
(736-4558)

Chief Clerk

Betty Pleasanton

COURT 1

Post Office box 192  
Route 113  
Millsboro, DE 19966  
(856-5443)

Chief Clerk

Margaret Ross

KENT COUNTY

SUSSEX COUNTY

JUSTICE OF THE PEACE COURTS

SUPPORT PERSONNEL (CONTINUED)

NEW CASTLE COUNTY

COURT 10  
3808 Kirkwood Highway  
Wilmington, DE 19808  
(571-2496)

Chief Clerk  
Caroline F. Pini

Presentence Officer  
Hazel Plant

COURT 11  
1202 Delaware Street  
New Castle, DE 19720  
(571-2498)

Chief Clerk  
Luann Schueler

COURT 12  
1500 East Newport Pike  
Newport  
Wilmington, DE 19804  
(571-2561)

Chief Clerk  
Patricia Riley

KENT COUNTY

COURT 7  
Post Office Box 1081  
Railroad and Loockerman Streets  
Dover, DE 19901  
(736-4554)

Chief Clerk  
Marjorie Nolette

Presentence Officer  
Monika Rash

COURT 8  
115 East North Street  
Smyrna, DE 19977  
(736-4556)

Chief Clerk  
Deborah L. Robinson

COURT 16  
Post Office Box 1081  
Railroad and Loockerman Streets  
Dover, DE 19901  
(736-4316)

Chief Clerk  
Evelyn Ratledge

SUSSEX COUNTY

COURT 2  
Post Office Box 492  
Route 1  
Lewes, DE 19958  
(856-5323)

Chief Clerk  
Joanne R. Willey

COURT 3  
Post Office Box 605  
Route 113  
Georgetown, DE 19947  
(856-5448)

Chief Clerk  
Barbara E. Adams

Presentence Officer  
Rhyspa McCabe

COURT 4  
Post Office Box 718  
817 Norman Eskridge Highway  
Seaford, DE 19973  
(856-5324)

Chief Clerk  
Mary Lee Lowe



JUSTICE OF THE PEACE COURTS  
SUPPORT PERSONNEL (CONTINUED)

PAGE  
=138=

NEW CASTLE COUNTY

COURT 13  
Elbert N. Carvel Delaware State Building  
820 North French Street  
Wilmington, DE 19801  
(571-2550)

Chief Clerk  
Claire Lucas

COURT 14  
Elbert N. Carvel Delaware State Building  
820 North French Streets  
Wilmington, DE 19801

COURT 15  
1810 Philadelphia Pike  
Holly Oak  
Wilmington, DE 19803  
(571-2493)

Chief Clerk  
Geraldine McLaughlin

COURT 18  
Multi-Purpose Criminal Justice Facility  
Post Office Box 9279  
1301 East 12th Street  
Wilmington, DE 19809  
(429-7740)

Chief Clerk  
Edna Conner

NEW CASTLE COUNTY CAPIAS CONTROL CENTER  
Justice of the Peace Court No. 11  
1202 Delaware Street  
New Castle, DE 19720  
(571-6229)

Chief Clerk  
Cecile Kerrigan

KENT COUNTY

FISCAL ADMINISTRATIVE OFFICE  
Justice of the Peace Court No. 7  
Post Office Box 1081  
Railroad and Lookerman Streets  
Dover, DE 19901  
(736-4188)

Fiscal Administrative Officer  
Earl Shockley

KENT COUNTY CAPIAS CONTROL CENTER  
Justice of the Peace Court No. 7  
Post Office Box 1081  
Railroad and Lookerman Streets  
Dover, DE 19901  
(736-4353)

Chief Clerk

SUSSEX COUNTY

COURT 5  
Post Office Box 254  
248 South Rehoboth Boulevard  
Milford, DE 19963

Chief Clerk  
Leah Betts

COURT 17  
Post Office Box 605  
Route 113  
Georgetown, DE 19947  
(856-5577)

Chief Clerk  
Wanda Abbott

COURT 19  
Post Office Box 718  
817 Norman Eskridge Highway  
Seaford, DE 19973  
(856-5636)

Chief Clerk  
Ida Mae Friedel

## JUSTICE OF THE PEACE COURTS

FISCAL YEAR 1982  
CRIMINAL AND TRAFFIC CASES\*  
WORKLOAD SUMMARY

	<u>Pending</u> <u>6/30/81</u>	<u>Filings</u>	<u>Dispositions</u>	<u>Pending</u> <u>6/30/82</u>	<u>Change In</u> <u>Pending</u>	<u>% Change</u> <u>In Pending</u>
<u>New Castle County</u>						
Court 9	13	6,483	6,467	29	+ 16	+123.1%
Court 10	281	20,356	20,574	63	-218	- 77.6%
Court 11	376	24,017	23,866	527	+151	+ 40.2%
Court 14**	0	0	0	0	0	-
Court 15	0	12,894	12,894	0	0	-
Court 18	0	2,831	2,831	0	0	-
<u>Kent County</u>						
Court 6	3	5,783	5,784	2	- 1	- 33.3%
Court 7	231	19,289	19,285	235	+ 4	+ 1.7%
Court 8	87	3,356	3,294	149	+ 62	+ 71.3%
<u>Sussex County</u>						
Court 1	3	2,723	2,725	1	- 2	- 66.7%
Court 2	309	16,108	15,817	600	+291	+ 94.2%
Court 3	83	11,173	11,154	102	+ 19	+ 22.9%
Court 4	26	9,543	9,510	59	+ 33	+126.9%
Court 5	<u>36</u>	<u>3,099</u>	<u>3,076</u>	<u>59</u>	<u>+ 23</u>	<u>+ 63.9%</u>
State	1,448	137,655	137,277	1,826	+378	+ 26.1%

\*The unit of count for criminal and traffic cases is the charge. For example, a defendant brought before a court on 3 charges would be counted as 3 cases.

\*\*Court 14 is used to handle some driving under the influence, fugitive warrant, and other cases which are included in the totals for other courts.

Source: Chief Magistrate's Office, Justice of the Peace Courts

JUSTICE OF THE PEACE COURTS

PAGE  
=140=

FISCAL YEAR 1982  
CRIMINAL AND TRAFFIC CASES\*  
WORKLOAD BREAKDOWNS

FILINGS

	<u>Title 7</u> <u>Fish/Game</u>	<u>Title 11</u> <u>Criminal</u>	<u>Title 21</u> <u>Traffic</u>	<u>Miscellaneous</u>	<u>TOTALS</u>
<u>New Castle County</u>					
Court 9	170 2.6%	75 1.2%	6,054 93.4%	184 2.8%	6,483 100.0%
Court 10	528 2.6%	5,716 28.1%	12,993 63.8%	1,119 5.5%	20,356 100.0%
Court 11	479 2.0%	7,233 30.1%	14,341 59.7%	1,964 8.2%	24,017 100.0%
Court 14**	0 -	0 -	0 -	0 -	0 -
Court 15	121 0.9%	1,012 7.8%	11,761 91.2%	0 0.0%	12,894 100.0%
Court 18	0 0.0%	2,460 86.9%	56 2.0%	315 11.1%	2,831 100.0%
<u>Kent County</u>					
Court 6	29 0.5%	570 9.9%	5,091 88.0%	93 1.6%	5,783 100.0%
Court 7	341 1.8%	3,257 16.9%	15,006 77.8%	685 3.6%	19,289 100.0%
Court 8	46 1.4%	401 11.9%	2,810 83.7%	99 2.9%	3,356 100.0%
<u>Sussex County</u>					
Court 1	63 2.3%	163 6.0%	2,485 91.3%	12 0.4%	2,723 100.0%
Court 2	112 0.7%	478 3.0%	15,377 95.5%	141 0.9%	16,108 100.0%
Court 3	191 1.7%	3,559 31.9%	7,194 64.4%	229 2.0%	11,173 100.0%
Court 4	98 1.0%	1,169 12.2%	8,160 85.5%	116 1.2%	9,543 100.0%
Court 5	<u>36 1.2%</u>	<u>296 9.6%</u>	<u>2,714 87.6%</u>	<u>53 1.7%</u>	<u>3,099 100.0%</u>
State	2,214 1.6%	26,389 19.2%	104,042 75.6%	5,010 3.6%	137,655 100.0%

\*The unit of count for criminal and traffic cases is the charge. For example, a defendant brought before a court on 3 charges would be counted as 3 cases.

\*\*Court 14 is used to handle some driving under the influence, fugitive warrant, and other cases which are included in the totals for other courts.

Source: Chief Magistrate's Office, Justice of the Peace Courts

JUSTICE OF THE PEACE COURTS

FISCAL YEAR 1982  
CRIMINAL AND TRAFFIC CASES\*  
WORKLOAD BREAKDOWNS (CONTINUED)

DISPOSITIONS

	<u>Title 7</u> <u>Fish/Game</u>	<u>Title 11</u> <u>Criminal</u>	<u>Title 21</u> <u>Traffic</u>	<u>Miscellaneous</u>	<u>TOTALS</u>
<u>New Castle County</u>					
Court 9	143 2.2%	60 0.9%	6,111 94.5%	153 2.4%	6,467 100.0%
Court 10	543 2.6%	5,835 28.4%	13,078 63.6%	1,118 5.4%	20,574 100.0%
Court 11	379 1.6%	7,475 31.3%	14,034 58.8%	1,978 8.3%	23,866 100.0%
Court 14**	0 -	0 -	0 -	0 -	0 -
Court 15	121 0.9%	1,012 7.8%	11,761 91.2%	0 0.0%	12,894 100.0%
Court 18	0 0.0%	2,460 86.9%	56 2.0%	315 11.1%	2,831 100.0%
<u>Kent County</u>					
Court 6	29 0.5%	574 9.9%	5,088 88.0%	93 1.6%	5,784 100.0%
Court 7	337 1.7%	3,286 17.0%	14,984 77.7%	678 3.5%	19,285 100.0%
Court 8	46 1.4%	386 11.7%	2,760 83.8%	102 3.1%	3,294 100.0%
<u>Sussex County</u>					
Court 1	63 2.3%	163 6.0%	2,487 91.3%	12 0.4%	2,725 100.0%
Court 2	112 0.7%	432 2.7%	15,137 95.7%	136 0.9%	15,817 100.0%
Court 3	191 1.7%	3,542 31.8%	7,191 64.5%	230 2.1%	11,154 100.0%
Court 4	102 1.1%	1,158 12.2%	8,135 85.5%	115 1.2%	9,510 100.0%
Court 5	<u>33 1.1%</u>	<u>284 9.2%</u>	<u>2,707 88.0%</u>	<u>52 1.7%</u>	<u>3,076 100.0%</u>
State	2,099 1.5%	26,667 19.4%	103,529 75.4%	4,982 3.6%	137,277 100.0%

\*The unit of count for criminal and traffic cases is the charge. For example, a defendant brought before a court on 3 charges would be counted as 3 cases.

\*\*Court 14 is used to handle some driving under the influence, fugitive warrant, and other cases which are included in the totals for other courts.

Source: Chief Magistrate's Office, Justice of the Peace Courts

JUSTICE OF THE PEACE COURTS

PAGE  
=142=

FISCAL YEAR 1982  
CRIMINAL AND TRAFFIC CASES\*  
WORKLOAD BREAKDOWNS (CONTINUED)

PENDING AT END OF YEAR

	<u>Title 7</u> <u>Fish/Game</u>	<u>Title 11</u> <u>Criminal</u>	<u>Title 21</u> <u>Traffic</u>	<u>Miscellaneous</u>	<u>TOTALS</u>
<u>New Castle County</u>					
Court 9	N.A.	N.A.	N.A.	N.A.	29 100.0%
Court 10	N.A.	N.A.	N.A.	N.A.	63 100.0%
Court 11	N.A.	N.A.	N.A.	N.A.	527 100.0%
Court 14**	0	0	0	0	0 -
Court 15	0	0	0	0	0 -
Court 18	0	0	0	0	0 -
<u>Kent County</u>					
Court 6	N.A.	N.A.	N.A.	N.A.	2 100.0%
Court 7	N.A.	N.A.	N.A.	N.A.	235 100.0%
Court 8	N.A.	N.A.	N.A.	N.A.	149 100.0%
<u>Sussex County</u>					
Court 1	N.A.	N.A.	N.A.	N.A.	1 100.0%
Court 2	N.A.	N.A.	N.A.	N.A.	600 100.0%
Court 3	N.A.	N.A.	N.A.	N.A.	102 100.0%
Court 4	N.A.	N.A.	N.A.	N.A.	59 100.0%
Court 5	<u>N.A.</u>	<u>N.A.</u>	<u>N.A.</u>	<u>N.A.</u>	<u>59 100.0%</u>
State	N.A.	N.A.	N.A.	N.A.	1,826 100.0%

N.A. = Not Available

\*The unit of count for criminal and traffic cases is the charge. For example, a defendant brought before a court on 3 charges would be counted as 3 cases.

\*\*Court 14 is used to handle some driving under the influence, fugitive warrant, and other cases which are included in the totals for other courts.

Source: Chief Magistrate's Office, Justice of the Peace Courts

## JUSTICE OF THE PEACE COURTS

PAGE  
=143=FISCAL YEAR 1982  
CRIMINAL AND TRAFFIC CASES\*  
WORKLOAD BREAKDOWNS (CONTINUED)CHANGE IN PENDING

	<u>Title 7</u> <u>Fish/Game</u>	<u>Title 11</u> <u>Criminal</u>	<u>Title 21</u> <u>Traffic</u>	<u>Miscellaneous</u>	<u>TOTALS</u>
<u>New Castle County</u>					
Court 9	+ 27	+ 15	- 57	+31	+ 16
Court 10	- 15	-119	- 85	+ 1	-218
Court 11	+100	-242	+307	-14	+151
Court 14**	0	0	0	0	0
Court 15	0	0	0	0	0
Court 18	0	0	0	0	0
<u>Kent County</u>					
Court 6	0	- 4	+ 3	0	- 1
Court 7	+ 4	- 29	+ 22	+ 7	+ 4
Court 8	0	+ 15	+ 50	- 3	+ 62
<u>Sussex County</u>					
Court 1	0	0	- 2	0	- 2
Court 2	0	+ 46	+240	+ 5	+291
Court 3	0	+ 17	+ 3	- 1	+ 19
Court 4	- 4	+ 11	+ 25	+ 1	+ 33
Court 5	<u>+ 3</u>	<u>+ 12</u>	<u>+ 7</u>	<u>+ 1</u>	<u>+ 23</u>
State	+115	-278	+513	+28	+378

\*The unit of count for criminal and traffic cases is the charge. For example, a defendant brought before a court on 3 charges would be counted as 3 cases.

\*\*Court 14 is used to handle some driving under the influence, fugitive warrant, and other cases which are included in the totals for other courts.

Source: Chief Magistrate's Office, Justice of the Peace Courts

JUSTICE OF THE PEACE COURTS

FISCAL YEAR 1982  
CRIMINAL AND TRAFFIC CASES\*  
TYPES OF DISPOSITIONS

	<u>By Mail-In Fine</u>	<u>By Court Appearance</u>	<u>By Counsel Appearance</u>	<u>TOTALS</u>
<u>New Castle County</u>				
Court 9	5,477 84.7%	545 8.4%	445 6.9%	6,467 100.0%
Court 10	6,896 33.5%	10,992 53.4%	2,686 13.1%	20,574 100.0%
Court 11	9,212 38.6%	14,654 61.4%	0 0.0%	23,866 100.0%
Court 14**	0 -	0 -	0 -	0 -
Court 15	5,995 46.5%	6,899 53.5%	0 0.0%	12,894 100.0%
Court 18	0 0.0%	2,831 100.0%	0 0.0%	2,831 100.0%
<u>Kent County</u>				
Court 6	4,386 75.8%	1,349 23.3%	49 0.8%	5,784 100.0%
Court 7	11,161 57.9%	7,794 40.4%	330 1.7%	19,285 100.0%
Court 8	1,902 57.7%	1,321 40.1%	71 2.2%	3,294 100.0%
<u>Sussex County</u>				
Court 1	2,008 73.7%	717 26.3%	0 0.0%	2,725 100.0%
Court 2	11,948 75.5%	3,869 24.5%	0 0.0%	15,817 100.0%
Court 3	4,750 42.6%	6,404 57.4%	0 0.0%	11,154 100.0%
Court 4	6,161 64.8%	3,349 35.2%	0 0.0%	9,510 100.0%
Court 5	<u>1,836 59.7%</u>	<u>1,234 40.1%</u>	<u>6 0.2%</u>	<u>3,076 100.0%</u>
State	71,732 52.3%	61,958 45.1%	3,587 2.6%	137,277 100.0%

\*The unit of count for criminal and traffic cases is the charge. For example, a defendant brought before a court on 3 charges would be counted as 3 cases.

\*\*Court 14 is used to handle some driving under the influence, fugitive warrant, and other cases which are included in the totals for other courts.

Source: Chief Magistrate's Office, Justice of the Peace Courts

## JUSTICE OF THE PEACE COURTS

COMPARISON - FISCAL YEARS 1981-1982  
CRIMINAL AND TRAFFIC CASES\*  
WORKLOAD

	<u>FILINGS</u>				<u>DISPOSITIONS</u>			
	<u>1981</u>	<u>1982</u>	<u>Change</u>	<u>% Change</u>	<u>1981</u>	<u>1982</u>	<u>Change</u>	<u>% Change</u>
<u>New Castle County</u>								
Court 9	3,634	6,483	+2,849	+78.4%	3,642	6,467	+2,825	+77.6%
Court 10	17,987	20,356	+2,369	+13.2%	18,284	20,574	+2,290	+12.5%
Court 11	20,822	24,017	+3,195	+15.3%	21,155	23,866	+2,711	+12.8%
Court 14**	0	0	0	-	0	0	0	-
Court 15	13,643	12,894	- 749	- 5.5%	13,643	12,894	- 749	- 5.5%
Court 18#	1,741	2,831	+1,090	+62.6%	1,741	2,831	+1,090	+62.6%
<u>Kent County</u>								
Court 6	7,474	5,783	-1,691	-22.6%	7,475	5,784	-1,691	-22.6%
Court 7	20,491	19,289	-1,202	- 5.9%	20,493	19,285	-1,208	- 5.9%
Court 8	3,282	3,356	+ 74	+ 2.3%	3,223	3,294	+ 71	+ 2.2%
<u>Sussex County</u>								
Court 1	1,987	2,723	+ 736	+37.0%	1,986	2,725	+ 739	+37.2%
Court 2	14,975	16,108	+1,133	+ 7.6%	14,745	15,817	+1,072	+ 7.3%
Court 3	13,138	11,173	-1,965	-15.0%	13,173	11,154	-2,019	-15.3%
Court 4	10,448	9,543	- 905	- 8.7%	10,455	9,510	- 945	- 9.0%
Court 5	<u>1,605</u>	<u>3,099</u>	<u>+1,494</u>	<u>+93.1%</u>	<u>1,595</u>	<u>3,076</u>	<u>+1,481</u>	<u>+92.9%</u>
State	131,227	137,655	+6,428	+ 4.9%	131,610	137,277	+5,667	+ 4.3%

\*The unit of count for criminal and traffic cases is the charge. For example, a defendant brought before a court on 3 charges would be counted as 3 cases.

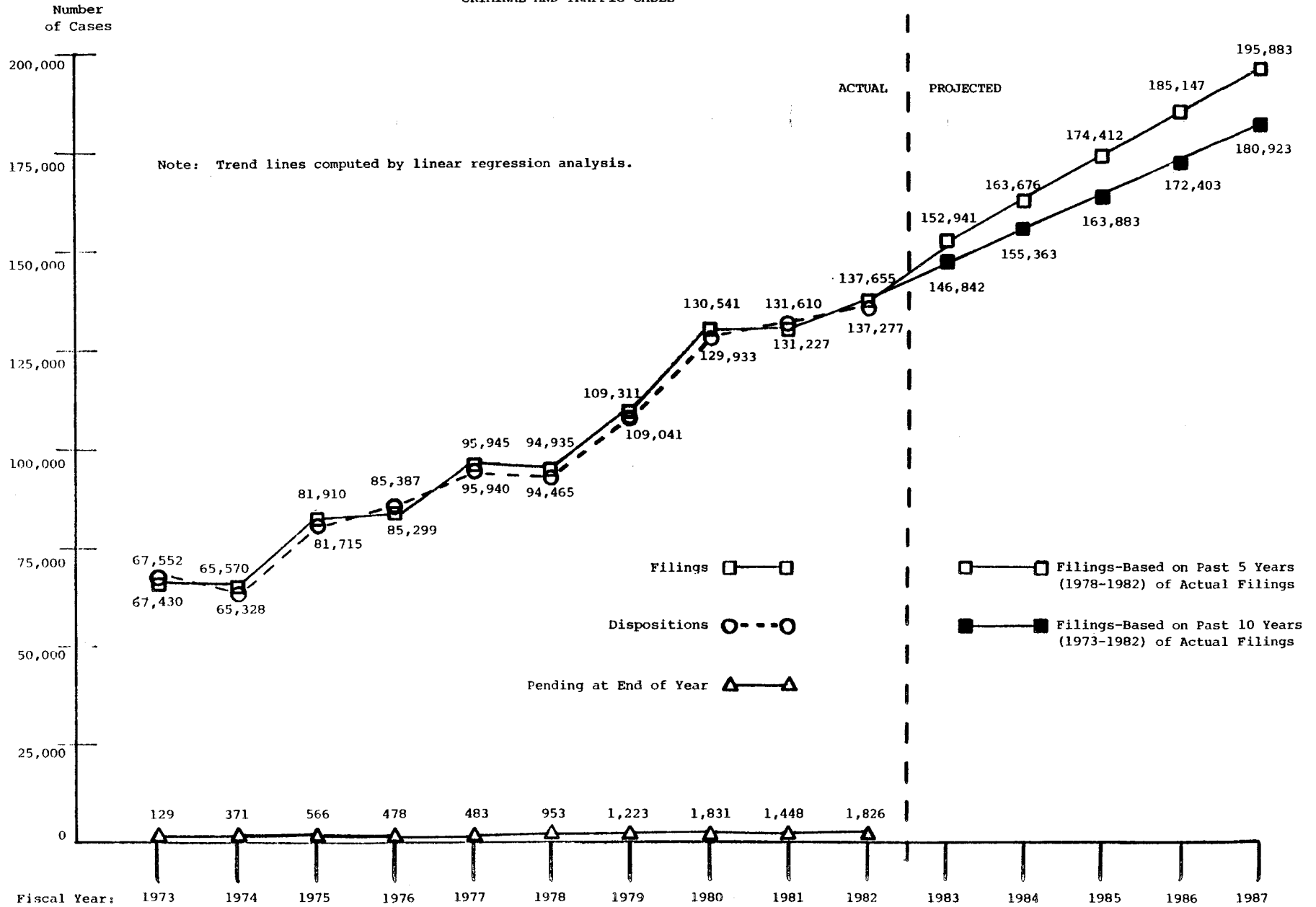
\*\*Court 14 is used to handle some driving under the influence, fugitive warrant, and other cases which are included in the totals for other courts.

#Activated on 10/1/80.

Source: Chief Magistrate's Office, Justice of the Peace Courts



JUSTICE OF THE PEACE COURTS  
10-YEAR WORKLOAD TREND AND 5-YEAR WORKLOAD PROJECTIONS  
CRIMINAL AND TRAFFIC CASES



## JUSTICE OF THE PEACE COURTS

FISCAL YEAR 1982  
CIVIL CASES  
WORKLOAD SUMMARY

	<u>Pending</u> <u>6/30/81</u>	<u>Filings</u>	<u>Dispositions</u>	<u>Pending</u> <u>6/30/82</u>	<u>Change In</u> <u>Pending</u>	<u>% Change</u> <u>In Pending</u>
<u>New Castle County</u>						
Court 9	31	1,328	1,274	85	+ 54	+174.2%
Court 10*	4,858	0	4	4,854	- 4	- 0.1%
Court 11*	1,244	0	0	1,244	0	0.0%
Court 12	1,222	5,158	5,908	472	- 750	- 61.4%
Court 13	4,940	6,188	7,343	3,785	-1,155	- 23.4%
<u>Kent County</u>						
Court 6	9	317	320	6	- 3	- 33.3%
Court 8	81	398	397	82	+ 1	+ 1.2%
Court 16	2,337	2,932	2,073	3,196	+ 859	+ 36.8%
<u>Sussex County</u>						
Court 1	53	378	398	33	- 20	- 37.7%
Court 2	707	511	363	855	+ 148	+ 20.9%
Court 5	114	909	893	130	+ 16	+ 14.0%
Court 17	249	1,247	1,304	192	- 57	- 22.9%
Court 19	<u>86</u>	<u>904</u>	<u>891</u>	<u>99</u>	<u>+ 13</u>	<u>+ 15.1%</u>
State	15,931	20,270	21,168	15,033	- 898	- 5.6%

\*Criminal court only.

Source: Chief Magistrate's Office, Justice of the Peace Courts

JUSTICE OF THE PEACE COURTS

PAGE  
=148=

FISCAL YEAR 1982  
CIVIL CASES  
WORKLOAD BREAKDOWNS

	<u>FILINGS</u>			<u>DISPOSITIONS</u>		
	<u>Complaints</u>	<u>Landlord/Tenant</u>	<u>TOTALS</u>	<u>Complaints</u>	<u>Landlord/Tenant</u>	<u>TOTALS</u>
<u>New Castle County</u>						
Court 9	251 18.9%	1,077 81.1%	1,328 100.0%	99 7.8%	1,175 92.2%	1,274 100.0%
Court 10*	0 -	0 -	0 -	4 100.0%	0 0.0%	4 100.0%
Court 11*	0 -	0 -	0 -	0 -	0 -	0 -
Court 12	3,078 59.7%	2,080 40.3%	5,158 100.0%	4,872 82.5%	1,036 17.5%	5,908 100.0%
Court 13	4,614 74.6%	1,574 25.4%	6,188 100.0%	5,871 80.0%	1,472 20.0%	7,343 100.0%
<u>Kent County</u>						
Court 6	267 84.2%	50 15.8%	317 100.0%	271 84.7%	49 15.3%	320 100.0%
Court 8	375 94.2%	23 5.8%	398 100.0%	371 93.5%	26 6.5%	397 100.0%
Court 16	2,451 83.6%	481 16.4%	2,932 100.0%	1,614 77.9%	459 22.1%	2,073 100.0%
<u>Sussex County</u>						
Court 1	329 87.0%	49 13.0%	378 100.0%	352 88.4%	46 11.6%	398 100.0%
Court 2	446 87.3%	65 12.7%	511 100.0%	312 86.0%	51 14.0%	363 100.0%
Court 5	893 98.2%	16 1.8%	909 100.0%	879 98.4%	14 1.6%	893 100.0%
Court 17	1,150 92.2%	97 7.8%	1,247 100.0%	1,246 95.6%	58 4.4%	1,304 100.0%
Court 19	774 85.6%	130 14.4%	904 100.0%	762 85.5%	129 14.5%	891 100.0%
State	14,628 72.2%	5,642 27.8%	20,270 100.0%	16,653 78.7%	4,515 21.3%	21,168 100.0%

\*Criminal court only.

Source: Chief Magistrate's Office, Justice of the Peace Courts

JUSTICE OF THE PEACE COURTS  
 FISCAL YEAR 1982  
 CIVIL CASES  
 WORKLOAD BREAKDOWNS (CONTINUED)

PAGE  
 =149=

	<u>PENDING AT END OF YEAR</u>			<u>CHANGE IN PENDING</u>		
	<u>Complaints</u>	<u>Landlord/Tenant</u>	<u>TOTALS</u>	<u>Complaints</u>	<u>Landlord/Tenant</u>	<u>TOTALS</u>
<u>New Castle County</u>						
Court 9	N.A.	N.A.	85 100.0%	+ 152	- 98	+ 54
Court 10*	N.A.	N.A.	4,854 100.0%	- 4	0	- 4
Court 11*	N.A.	N.A.	1,244 100.0%	0	0	0
Court 12	N.A.	N.A.	472 100.0%	-1,794	+1,044	- 750
Court 13	N.A.	N.A.	3,785 100.0%	-1,257	+ 102	-1,155
<u>Kent County</u>						
Court 6	N.A.	N.A.	6 100.0%	- 4	+ 1	- 3
Court 8	N.A.	N.A.	82 100.0%	+ 4	- 3	+ 1
Court 16	N.A.	N.A.	3,196 100.0%	+ 837	+ 22	+ 859
<u>Sussex County</u>						
Court 1	N.A.	N.A.	33 100.0%	- 23	+ 3	- 20
Court 2	N.A.	N.A.	855 100.0%	+ 134	+ 14	+ 148
Court 5	N.A.	N.A.	130 100.0%	+ 14	+ 2	+ 16
Court 17	N.A.	N.A.	192 100.0%	- 96	+ 39	- 57
Court 19	<u>N.A.</u>	<u>N.A.</u>	<u>99 100.0%</u>	<u>+ 12</u>	<u>+ 1</u>	<u>+ 13</u>
State	N.A.	N.A.	15,033 100.0%	-2,025	+1,127	- 898

N.A. = Not Available

\*Criminal court only.

Source: Chief Magistrate's Office, Justice of the Peace Courts

## JUSTICE OF THE PEACE COURTS

COMPARISON - FISCAL YEARS 1981-1982  
CIVIL CASES  
WORKLOAD

	<u>FILINGS</u>				<u>DISPOSITIONS</u>			
	<u>1981</u>	<u>1982</u>	<u>Change</u>	<u>% Change</u>	<u>1981</u>	<u>1982</u>	<u>Change</u>	<u>% Change</u>
<u>New Castle County</u>								
Court 9	1,437	1,328	-109	- 7.6%	1,448	1,274	- 174	- 12.0%
Court 10*	0	0	0	-	5	4	- 1	- 20.0%
Court 11*	0	0	0	-	3	0	- 3	-100.0%
Court 12	5,052	5,158	+106	+ 2.1%	4,842	5,908	+1,066	+ 22.0%
Court 13	5,461	6,188	+727	+ 13.3%	4,866	7,343	+2,477	+ 50.9%
<u>Kent County</u>								
Court 6	414	317	- 97	- 23.4%	734	320	- 414	- 56.4%
Court 8	406	398	- 8	- 2.0%	441	397	- 44	- 10.0%
Court 16	3,554	2,932	-622	- 17.5%	2,631	2,073	- 558	- 21.2%
<u>Sussex County</u>								
Court 1	456	378	- 78	- 17.1%	436	398	- 38	- 8.7%
Court 2	428	511	+ 83	+ 19.4%	284	363	+ 79	+ 27.8%
Court 4**	629	0	-629	-100.0%	625	0	- 625	-100.0%
Court 5	825	909	+ 84	+ 10.2%	903	893	- 10	- 1.1%
Court 17	1,190	1,247	+ 57	+ 4.8%	1,110	1,304	+ 194	+ 17.5%
Court 19#	176	904	+728	+413.6%	181	891	+ 710	+392.3%
State	20,028	20,270	+242	+ 1.2%	18,509	21,168	+2,659	+ 14.4%

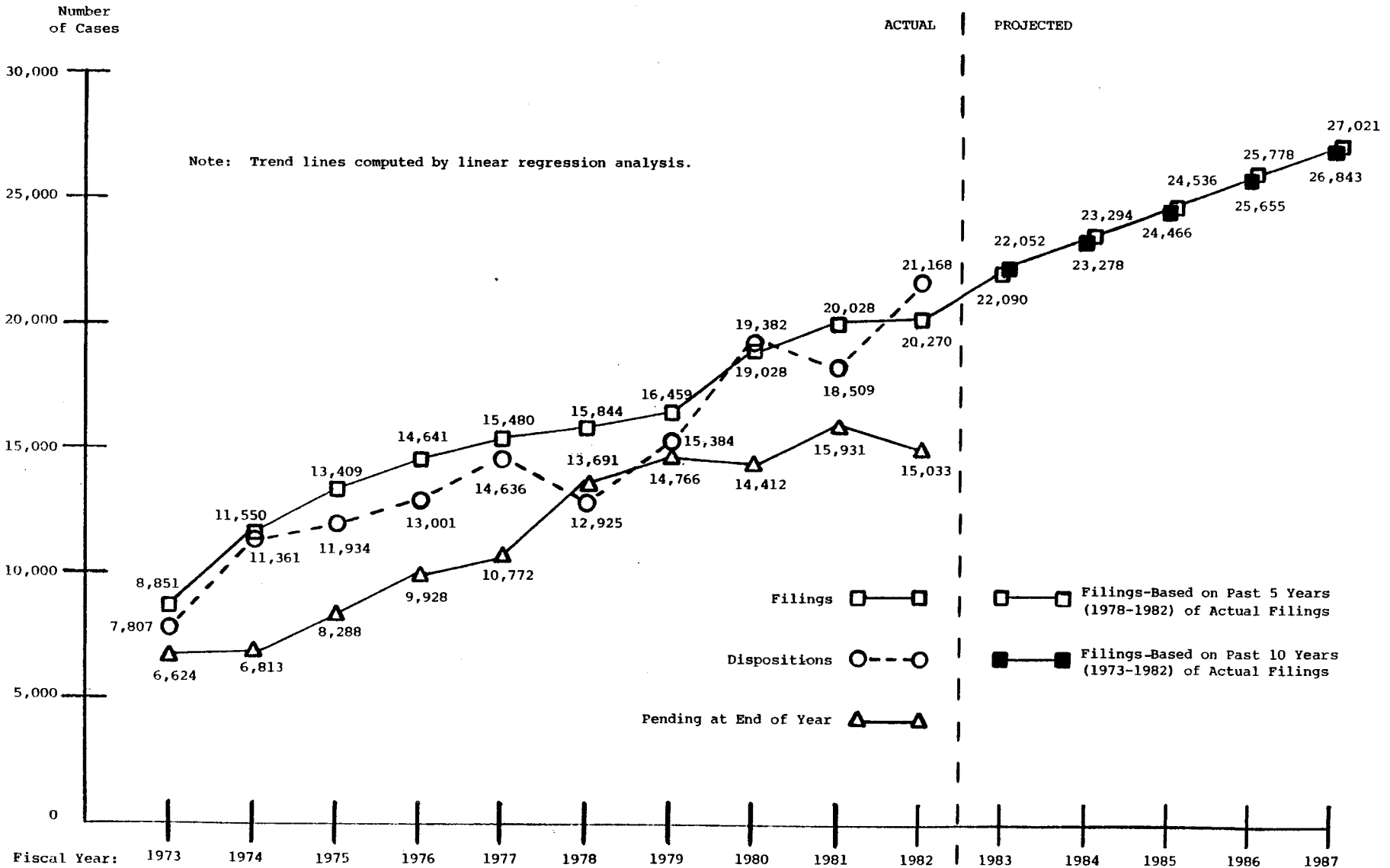
\*Criminal court only.

\*\*Criminal court only as of 3/18/81.

#Activated on 3/18/81.

Source: Chief Magistrate's Office, Justice of the Peace Courts

JUSTICE OF THE PEACE COURTS  
10-YEAR WORKLOAD TREND AND 5-YEAR WORKLOAD PROJECTIONS  
CIVIL CASES



Source: Administrative Office of the Courts

JUSTICE OF THE PEACE COURTS

PAGE  
=152=

FISCAL YEAR 1982  
RANKINGS IN ORDER OF TOTAL CASES FILED

<u>Rank</u>	<u>Court</u>	<u>Total Number of Cases Filed*</u>	<u>Percentage of Total</u>	<u>FY 1981 Rank</u>
1	11	24,017	15.2%	1
2	10	20,356	12.9%	3
3	7	19,289	12.2%	2
4	2	16,619	10.5%	4
5	15	12,894	8.2%	5
6	3	11,173	7.1%	6
7	4	9,543	6.0%	7
8	9	7,811	4.9%	10
9	13	6,188	3.9%	9
10	6	6,100	3.9%	8
11	12	5,158	3.3%	11
12	5	4,008	2.5%	15
13	8	3,754	2.4%	12
14	1	3,101	2.0%	14
15	16	2,932	1.8%	13
16	18**	2,831	1.8%	16
17	17	1,247	0.8%	17
18	19#	904	0.6%	18
19	14##	<u>0</u>	<u>0.0%</u>	19
	State	157,925	100.0%	

\*The unit of count for criminal and traffic cases is the charge. For example, a defendant brought before a court on 3 charges would be counted as 3 cases.

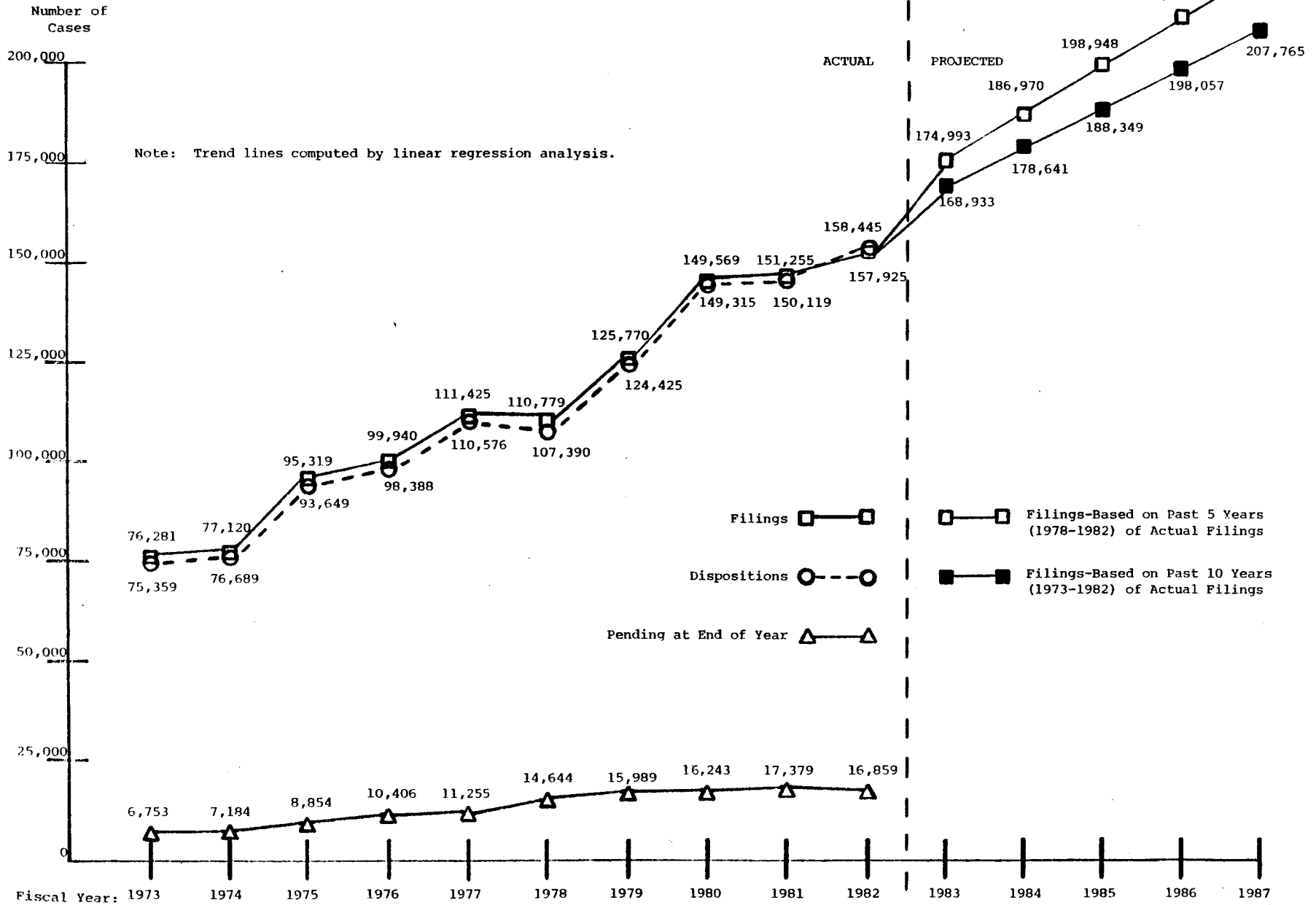
\*\*Activated on 10/1/80.

#Activated on 3/18/81.

##Court 14 is used to handle some driving under the influence, fugitive warrant, and other cases which are included in the totals for other courts.

Source: Chief Magistrate's Office, Justice of the Peace Courts

JUSTICE OF THE PEACE COURTS  
10-YEAR WORKLOAD TREND AND 5-YEAR WORKLOAD PROJECTIONS  
TOTAL CASES



Source: Administrative Office of the Courts



# **Alderman's Courts**

## ALDERMAN'S COURTS

### Legal Authorization

Alderman's Courts are authorized by the town charters of their respective towns.

### Geographic Organization

Alderman's Courts have jurisdiction only within their own town limits. There are currently 12 active Alderman's Courts; 4 in New Castle County, 1 in Kent County, and 7 in Sussex County. When a town is without a court or an alderman for any period of time, its cases are transferred to the nearest Justice of the Peace Court.

### Legal Jurisdiction

The jurisdiction of an Alderman's Court is limited to minor misdemeanors, traffic offenses, parking violations, and minor civil matters. The specific jurisdiction of each court again varies with the town charter (which is approved by the State Legislature). Many courts handle only traffic and parking violations; only 5 handle as many as 100 criminal cases annually. Harrington's Court handles only civil cases. Appeals are taken de novo to Superior Court within 15 days of the trial.

### Aldermen

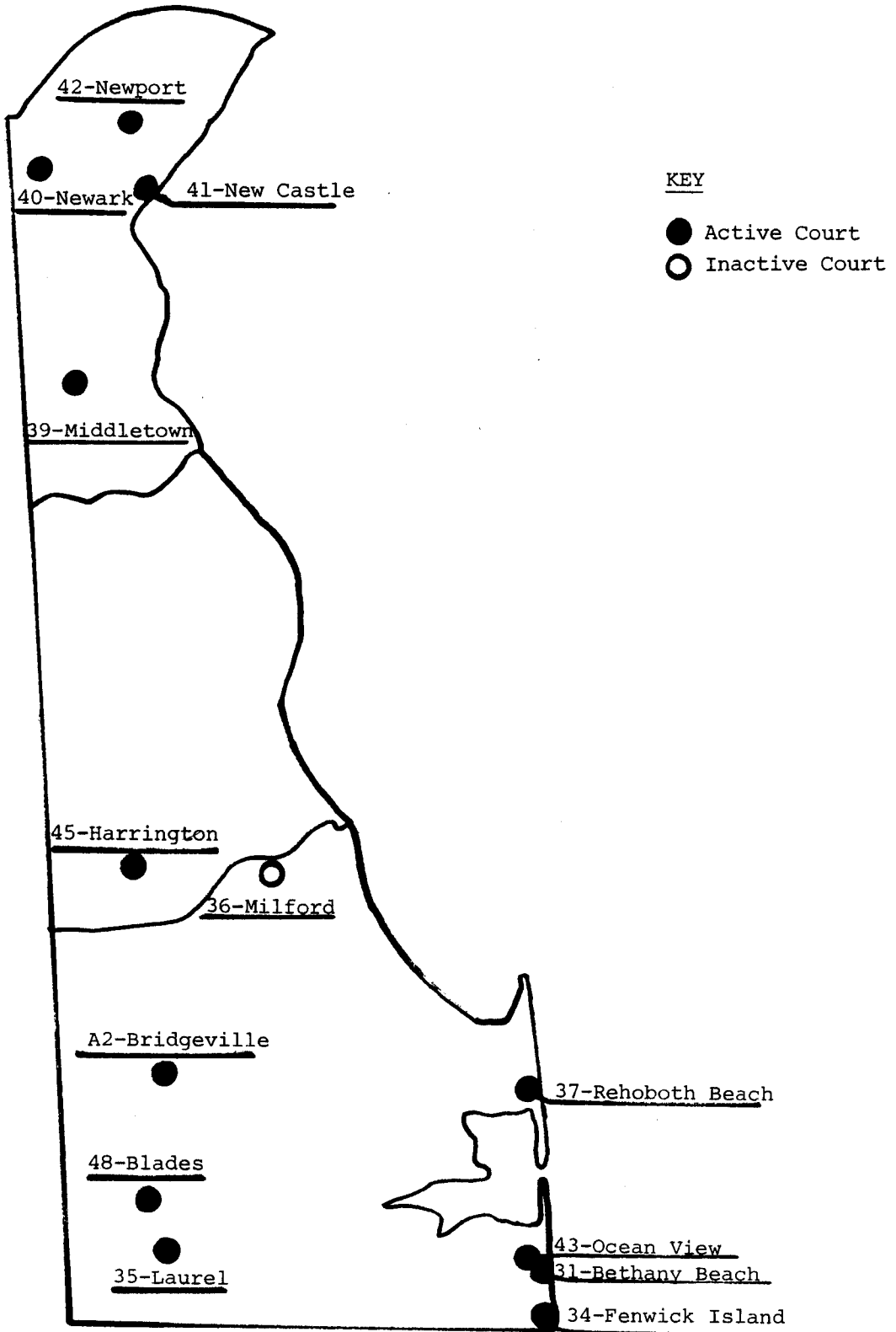
The selection, number, tenure, and qualifications of aldermen are determined by the towns themselves. Some require lawyers; others choose ordinary citizens. A few aldermen serve full-time, but most are part-time judges. In New Castle, the mayor serves as judge of their court.

### Caseload Trend

Even though only 4 of the 12 active Alderman's Courts experienced workload increases while 8 had declining workloads in FY 1982, the totals for the State still increased because of the rise in filings and dispositions in Newark. The totals for the State had filings rising by 4.9% from 17,800 in FY 1981 to 18,666 in FY 1982 while dispositions rose slightly from 17,793 in FY 1981 to 17,899 in FY 1982. The result was a 42.5% rise in pending from 1,571 at the end of FY 1981 to 2,238 at the end of FY 1982.

FY 1982 was the seventh year in which complete workload statistics were collected. Once again, many Sussex County Courts had substantial seasonal fluctuations in their workloads.

ALDERMAN'S COURTS IN DELAWARE



ALDERMAN'S COURTS

<u>Court</u>	<u>Location</u>	<u>Hours Open (As of 1/14/83)</u>	<u>Total Hours Open Per Week</u>	<u>Jurisdiction</u>
<u>New Castle County</u>				
Court 39	Middletown	Tu 5-6PM	1	Criminal & Traffic
Court 40	Newark	M-Th 4:30PM until all cases are disposed of; W 8:30AM until all cases are disposed of	Varies	Criminal & Traffic
Court 41	New Castle	Tu 7:30PM until all cases are disposed of	Varies	Traffic
Court 42	Newport	M-F 12:30-5:30PM	25	Traffic
<u>Kent County</u>				
Court 45	Harrington	No Set Time Schedule	Varies	Civil
<u>Sussex County</u>				
Court 31	Bethany Beach	M,W,Sat 8:30-9:30AM; F 7-7:50PM	4	Criminal & Traffic
Court 48	Blades	W 1-4PM & 7-9PM; Sat 1-4PM	8	Traffic
Court A2	Bridgeville	M,W,F 9AM-12:30PM; Th 9AM-4:30PM	18	Criminal & Traffic
Court 34	Fenwick Island	Unset	Varies	Traffic & Civil
Court 35	Laurel	Tu,F 4:30-9:30PM	10	Criminal & Traffic
Court 43	Ocean View	M-W 8AM-3PM	21	Criminal, Traffic, & Civil
Court 37	Rehoboth Beach	M,W-F 4PM-6PM; on call daily	8	Criminal & Traffic

ALDERMAN'S COURTS

ALDERMEN

NEW CASTLE COUNTY

Middletown

Hon. David D. Chillas, Alderman

Newark

Hon. Vance A. Funk, III, Chief Alderman  
of Delaware

Hon. Richard E. Franta, Deputy

New Castle

Hon. John F. Klingmeyer, Mayor

Newport

Hon. Joseph A. Palermo, Alderman

KENT COUNTY

Harrington

Hon. Anna R. Hampton, Alderman

SUSSEX COUNTY

Bethany Beach

Hon. J. Joseph Tansey, Alderman

Hon. Harold Britton Barber, Assistant

Blades

Hon. Harvey W. Lee, Alderman

Bridgeville

Hon. Margaret I. Thompson, Alderman

Fenwick Island

Hon. Richard A. Barton, Deputy Chief  
Alderman of Delaware

Hon. Alfred D. Spinner, Alternate

Hon. Vincent Lobo, Deputy

Laurel

Hon. Edward Walmsley, Jr., Alderman

Ocean View

Hon. Marilyn F. Denny, Alderman

Rehoboth Beach

Hon. Marianne McCay, Alderman

ALDERMAN'S COURTS

SUPPORT PERSONNEL

PAGE  
~~=160=~~

NEW CASTLE COUNTY

MIDDLETOWN

Alderman's Court 39  
P.O. Box 227  
216 North Broad Street  
Middletown, DE 19709  
(834-5015)

NEWARK

Alderman's Court 40  
220 Elkton Road  
P.O. Box 390  
Newark, DE 19711  
(366-7028, 366-7029)

Clerk of the Court  
Margaret B. Nelson

Clerk Typists

Betty Hales  
Elaine Koronik  
Kathleen R. Lloyd

NEW CASTLE

Mayor's Court  
220 Delaware Street  
New Castle, DE 19720  
(328-4804)

Court Clerk

Mikki DiEmidio

KENT COUNTY

HARRINGTON

Alderman's Court 45  
City Hall  
103 Fleming Street  
Harrington, DE 19952  
(398-3772, 398-3530)

SUSSEX COUNTY

BETHANY BEACH

Alderman's Court 31  
P.O. Box 109  
Bethany Beach, DE 19930  
(539-8011)

BLADES

Alderman's Court 48  
P.O. Box 691  
Blades, DE 19973  
(629-7329, 629-7366)

BRIDGEVILLE

Alderman's Court A2  
101 North Main Street  
Bridgeville, DE 19933  
(337-7371)

FENWICK ISLAND

Alderman's Court 34  
Town Hall  
Fenwick Island, DE 19944  
(539-3011)

Court Clerk

June Truitt

LAUREL

Alderman's Court 35  
P.O. Box 210  
Laurel, DE 19956  
(875-2855)

Court Clerk

Linda H. Walmsley

ALDERMAN'S COURTS

SUPPORT PERSONNEL (CONTINUED)

NEW CASTLE COUNTY

NEWPORT

Alderman's Court 42  
205 North Marshall Street  
P.O. Box 3053  
Newport, DE 19804  
(998-2707)

Court Clerk

Annette Leach

KENT COUNTY

SUSSEX COUNTY

OCEAN VIEW

Alderman's Court 43  
Oakwood Avenue  
Ocean View, DE 19970  
(539-9797)

REHOBOTH BEACH

Alderman's Court 37  
P.O. Box C  
Rehoboth Beach, DE 19971  
(227-7917)

## ALDERMAN'S COURT

FISCAL YEAR 1982  
TOTAL CASES\*  
WORKLOAD SUMMARY

<u>Court</u>	<u>Pending 6/30/81</u>	<u>Filings</u>	<u>Dispositions</u>	<u>Pending 6/30/82</u>	<u>Change In Pending</u>	<u>% Change In Pending</u>
<u>New Castle County</u>						
Middletown	22	718	710	30	+ 8	+ 36.4%
Newark	1,041	8,983	8,397	1,627	+586	+ 56.3%
New Castle	17	313	328	2	- 15	- 88.2%
Newport	180	2,242	2,225	197	+ 17	+ 9.4%
<u>Kent County</u>						
Harrington	58	278	278	58	0	0.0%
<u>Sussex County</u>						
Bethany Beach	174	1,150	1,045	179	+ 5	+ 2.9%
Blades	0**	44	44	0	0	0.0%
Bridgeville	0	1,715	1,715	0	0	0.0%
Fenwick Island	0	972	972	0	0	0.0%
Laurel	66	1,037	966	137	+ 71	+107.6%
Ocean View	0	583	583	0	0	0.0%
Rehoboth Beach#	13	809	814	8	- 5	- 38.5%
TOTALS	1,571**	18,844	18,077	2,238	+667	+ 42.5%

\*The unit of count for criminal and traffic cases is the charge. For example, a defendant with 3 charges disposed of is counted as 3 dispositions.

\*\*Adjusted from 1981 Annual Report.

#Data not available for 5/1/82 to 6/30/82.

Source: Alderman's Courts



## ALDERMAN'S COURTS

FISCAL YEAR 1982  
CRIMINAL CASES\*  
WORKLOAD SUMMARY

<u>Court</u>	<u>Pending 6/30/81</u>	<u>Filings</u>	<u>Dispositions</u>	<u>Pending 6/30/82</u>	<u>Change In Pending</u>	<u>% Change In Pending</u>
<u>New Castle County</u>						
Middletown	0	111	109	2	+ 2	-
Newark	417	1,336	1,167	586	+169	+40.5%
New Castle	0	4	3	1	+ 1	-
Newport	0	0	0	0	0	-
<u>Kent County</u>						
Harrington	0	0	0	0	0	-
<u>Sussex County</u>						
Bethany Beach	46	124	120	50	+ 4	+ 8.7%
Blades	0	0	0	0	0	-
Bridgeville	0	32	32	0	0	-
Fenwick Island	0	0	0	0	0	-
Laurel	41	289	285	45	+ 4	+ 9.8%
Ocean View	0	0	0	0	0	-
Rehoboth Beach**	<u>N.A.</u>	<u>N.A.</u>	<u>273</u>	<u>7</u>	<u>N.A.</u>	<u>N.A.</u>
TOTALS	N.A.	N.A.	1,997	N.A.	N.A.	N.A.

N.A. = Not Available

\*The unit of count for criminal cases is the charge. For example, a defendant with 3 charges disposed of is counted as 3 dispositions.

\*\*Data not available for 5/1/82 to 6/30/82.

Source: Alderman's Courts

ALDERMAN'S COURTS

FISCAL YEAR 1982  
TRAFFIC CASES\*  
WORKLOAD SUMMARY

<u>Court</u>	<u>Pending 6/30/81</u>	<u>Filings</u>	<u>Dispositions</u>	<u>Pending 6/30/82</u>	<u>Change In Pending</u>	<u>% Change In Pending</u>
<u>New Castle County</u>						
Middletown	22	607	601	28	+ 6	+ 27.3%
Newark	624	7,647	7,230	1,041	+417	+ 66.8%
New Castle	17	309	325	1	- 16	- 94.1%
Newport	180	2,242	2,225	197	+ 17	+ 9.4%
<u>Kent County</u>						
Harrington	0	0	0	0	0	-
<u>Sussex County</u>						
Bethany Beach	128	1,026	1,025	129	+ 1	+ 0.8%
Blades	0**	44	44	0	0	-
Bridgeville	0	1,683	1,683	0	0	-
Fenwick Island	0	874	874	0	0	-
Laurel	25	748	681	92	+ 67	+268.0%
Ocean View	0	580	580	0	0	-
Rehoboth Beach#	<u>N.A.</u>	<u>N.A.</u>	<u>541</u>	<u>1</u>	<u>N.A.</u>	<u>N.A.</u>
TOTALS	N.A.	N.A.	15,809	15,809	N.A.	N.A.

N.A. = Not Available

\*The unit of count in traffic cases is the charge. For example, a defendant with 3 charges disposed of is counted as 3 dispositions.

\*\*Adjusted from 1981 Annual Report.

#Data not available for 5/1/82 - 6/30/82.

Source: Alderman's Courts

## ALDERMAN'S COURTS

PAGE  
=165=FISCAL YEAR 1982  
CIVIL CASES  
WORKLOAD SUMMARY

<u>Court</u>	<u>Pending 6/30/81</u>	<u>Filings</u>	<u>Dispositions</u>	<u>Pending 6/30/82</u>	<u>Change In Pending</u>	<u>% Change In Pending</u>
<u>New Castle County</u>						
Middletown	0	0	0	0	0	-
Newark	0	0	0	0	0	-
New Castle	0	0	0	0	0	-
Newport	0	0	0	0	0	-
<u>Kent County</u>						
Harrington	58	278	278	58	0	0.0%
<u>Sussex County</u>						
Bethany Beach	0	0	0	0	0	-
Blades	0	0	0	0	0	-
Bridgeville	0	0	0	0	0	-
Fenwick Island	0	98	98	0	0	-
Laurel	0	0	0	0	0	-
Ocean View	0	3	3	0	0	-
Rehoboth Beach	<u>0</u>	<u>0</u>	<u>0</u>	<u>0</u>	<u>0</u>	<u>-</u>
TOTALS	58	379	379	58	0	0.0%

Source: Alderman's Courts

## ALDERMAN'S COURTS

COMPARISON - FISCAL YEARS 1981-1982  
TOTAL CASES  
WORKLOAD

<u>Court</u>	<u>Number of Dispositions*</u>		<u>Change</u>	<u>% Change</u>
	<u>1981</u>	<u>1982</u>		
<u>New Castle County</u>				
Middletown	678	710	+ 32	+ 4.7%
Newark	6,253	8,397	+2,144	+ 34.3%
New Castle	332	328	- 4	- 1.2%
Newport	2,271	2,225	- 46	- 2.0%
<u>Kent County</u>				
Harrington	580	278	- 302	- 52.1%
<u>Sussex County</u>				
Bethany Beach	1,240	1,045	- 195	- 15.7%
Blades	60**	44	- 16	- 26.7%
Bridgeville	1,371	1,715	+ 344	+ 25.1%
Fenwick Island	1,337	972	- 365	- 27.3%
Laurel	763	966	+ 203	+ 26.6%
Milford	1,137#	Inactive	-1,137	-100.0%
Ocean View	651	583	- 68	- 10.4%
Rehoboth Beach	<u>1,120</u>	<u>814##</u>	<u>- 306</u>	<u>- 27.3%</u>
TOTALS	17,793	18,077	+ 284	+ 1.6%

\*The unit of count in criminal and traffic cases is the charge. For example, a defendant with 3 charges disposed of is counted as 3 dispositions.

\*\*Court closed 3/1/81 to 6/30/81.

#Court closed 5/1/81 to 6/30/81.

##Data not available for 5/1/82 to 6/30/82.

ALDERMAN'S COURTS

FISCAL YEAR 1982  
RANKINGS IN ORDER OF TOTAL CASES FILED

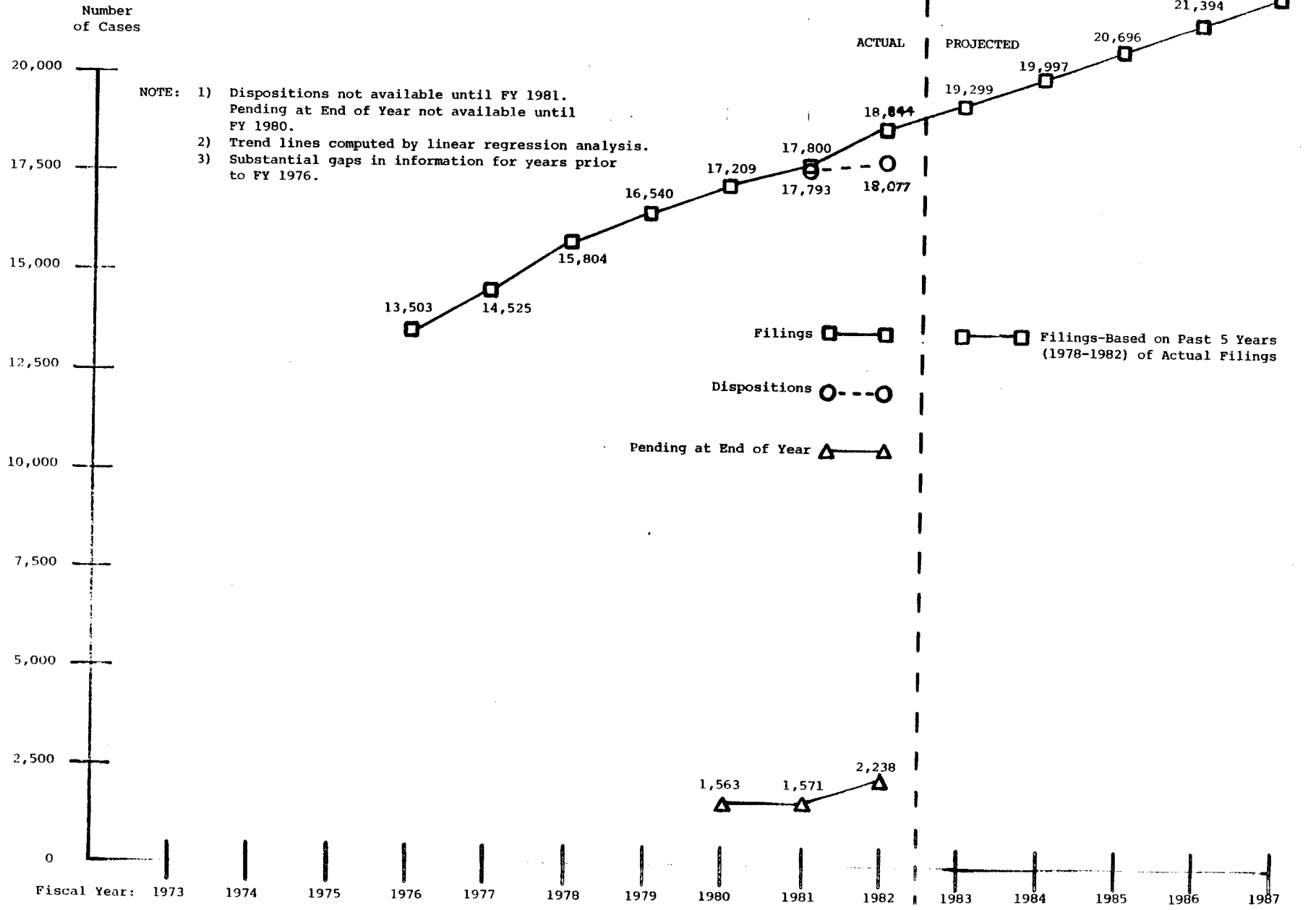
<u>Rank</u>		<u>Total Number of Filings*</u>	<u>Percentage of Total</u>	<u>FY 1981 Rank</u>
1	Newark	8,983	47.7%	1
2	Newport	2,242	11.9%	2
3	Bridgeville	1,715	9.1%	3
4	Bethany Beach	1,150	6.1%	5
5	Laurel	1,037	5.6%	8
6	Fenwick Island	972	5.2%	7
7	Rehoboth Beach**	809	4.3%	4
8	Middletown	718	3.8%	9
9	Ocean View	583	3.1%	10
10	New Castle	313	1.7%	12
11	Harrington	278	1.5%	11
12	Blades	<u>44</u>	<u>0.2%</u>	13
	TOTALS	18,844	100.0%	

\*The unit of count for criminal and traffic cases is the charge. For example, a defendant with 3 charges disposed of is counted as 3 dispositions.

\*\*Data not available for 5/1/82 to 6/30/82.

Source: Alderman's Courts

ALDERMAN'S COURTS  
7-YEAR WORKLOAD TREND AND 5-YEAR WORKLOAD PROJECTIONS  
TOTAL DEFENDANTS AND CIVIL CASES



# **Violent Crimes Compensation Board**

VIOLENT CRIMES COMPENSATION BOARD

PAGE  
=170=

Legal Authorization

The Violent Crimes Compensation Board is authorized by 11 Delaware Code, Chapter 90.

Purpose

It is the purpose of the Violent Crimes Compensation Board to "promote the public welfare by establishing a means of meeting the additional hardships imposed upon the innocent victims of certain crimes, and the family and dependents of those victims". Compensation to help meet the added burdens which sometimes face the innocent victims of certain crimes may be offered by the board for up to \$10,000. The Board now receives a 15% penalty assessment which by law is added onto every fine, penalty, and forfeiture. These monies are deposited into the "Victims Compensation Fund" for use when needed.

Geographic Organization

The Board is responsible for handling requests for compensation throughout the State of Delaware. Hearings on these requests may be held anywhere in the State at the convenience of the victim, with the Administrative Office of the Violent Crimes Compensation Board located in Wilmington.

Personnel

The Violent Crimes Compensation Board consists of five members: a chairman, a vice-chairman, and three additional Board members. Each member is appointed by the Governor and must be approved by the Senate before serving on the Board. The term of each Board member is three years as long as no more than two Board members have their terms expire at the end of any given year. The Board must be composed of not more than three members of any single political party. The Board may appoint an Executive Secretary and other employees as needed up to a maximum of five at one time. The Board currently employs the Executive Secretary, an administrative assistant, two claim investigators, and a secretary.

Caseload Trend

A total of \$301,990.00 was awarded for payment of expenditures to victims, attorneys, and medical opinions. This was the largest amount awarded in any fiscal year to date by the Board for such payments, an increase of 1.2% from the \$298,534.92 awarded in fiscal year 1981. Over the entire history of the Board, approximately two-thirds of all expenditures for any given fiscal year were for victims, attorneys, and medical opinions while the remaining one-third was for administrative costs. Through the end of FY 1982, the Board has awarded approximately \$1,532,790.00 for victims, attorneys, and medical opinions.



VIOLENT CRIMES COMPENSATION BOARD  
Suite 500  
800 Delaware Avenue  
Wilmington, Delaware 19801  
(571-3030)

BOARD MEMBERS

Clifford B. Hearn, Jr., Chairman (D, 2/1/77)  
Stephen L. Manista, Vice-Chairman (R, 1/20/85)  
Leah W. Betts (D, 8/6/83)  
Robert H. George (R, 8/6/83)  
Edward S. Stansky (D, 6/30/84)

SUPPORT PERSONNEL

Executive Secretary  
Oakley M. Banning, Jr.

Administrative Assistant  
Ann L. DelNegro

Claim Investigators  
Marcia A. Jenkins  
Howard P. Wilson

Secretary  
Barbara E. Weiss

# **Foster Care Review Board**

Legal Authorization

The Foster Care Review Board is authorized by 31 Delaware Code, Chapter 38.

Purpose

The Board serves as an independent monitoring system responsible for identifying and periodically reviewing children placed in foster care. Reviews of individual children in placement are conducted to ensure that continuing efforts are being made to obtain permanent homes for these children. The Board must report annually to the Chief Justice of the Supreme Court, the General Assembly and the Governor upon the effectiveness of its activities and must submit recommendations regarding the policies and procedures of foster care placement agencies.

Geographic Organization

The Board is responsible for reviewing the placements of children throughout the State of Delaware and actual review sessions are conducted in various locations across the State. The Administrative Office of the Board is located in Wilmington.

Personnel

21 citizen volunteers compose the Foster Care Review Board. Members are appointed by the Governor and serve either a two or three year term. Of the 21 Board members, not more than 11 may be members of either major political party. The Governor designates one member who serves at his pleasure as Chairman. The Board hires an Administrative Coordinator who may in turn employ additional support personnel.

Caseload Trend

The Board's enabling legislation limits it to conducting four hundred reviews annually. A review is merely the first step in a process which brings a foster child's placement before the Family Court. During the program year, completed June 30, 1982, three hundred ninety-four reviews of individual foster children were scheduled. A total of sixty-eight reviews were cancelled because the children, their families and the foster placements were already in the purview of Family Court.

Over seventeen hundred children have been in foster care during the Board's two years of operation (June, 1980 - June, 1982). Less than four hundred fifty of these children have been selected for the Board's sample during that period; about one in four. There are eight hundred thirty-eight documented exits of children from foster care during this two year period. Thirty-four percent of the children who exited were sampled children. This is an indication of the impact selection for review has on a child's foster placement.

The average time in foster care for a child in June, 1980, was five and a half years. The median time in care was thirty-six months. In June, 1982, the average time was just over four years and the median was around seventeen months. Despite the shorter time being spent in foster care, the number of children in care remains virtually unchanged. This is true because children are entering care at a greater rate. The increased entry rate can be seen by the fact that an average of fifty-six children per month entered care from January to September, 1982. This is an increase of almost 70% over the monthly average for children entering care during the preceding twenty-four month period. The Board believes the dramatic increase is the result of adverse publicity surrounding the deaths of children; a continuing decline in the economy; and inadequate family based services directed toward preventing placement.

In accordance with the Foster Child Review Act, an independent consultant has been retained to perform an evaluation of the Board's review program. The results of the evaluation shall be made public in December, 1982.

FOSTER CARE REVIEW BOARD  
7th Floor  
Elbert N. Carvel Delaware State Building  
820 North French Street  
Wilmington, Delaware 19801  
(571-6000)

BOARD MEMBERS

Shirley Ann Cupery, Chairman (D)

Mary Bergstrom (I, 10/31/83)	Barbara B. Green (R, 10/31/85)
Barbara Blair (R, 10/31/84)	Annie B. King (R, 10/31/83)
Linda Burris (R, 10/31/84)	Carolyn Susan Kline (I, 10/31/85)
Veronica Cannon (I, 10/31/84)	Bonita Maull (R, 10/31/83)
Lillian F. Cobin (D, 10/31/84)	Nancy L. McKenna (D, 10/31/84)
Marcella Copes (I, 10/31/83)	Kathryn T. Montgomery (D, 10/31/85)
Ivy Davis (D, 10/31/84)	Warren A. Rhodes (D, 10/31/85)
Gail Denney (R, 10/31/83)	Henry H. Stroud (I, 10/31/83)
Jane Erisman (R, 10/31/85)	Jane L. Willis (R, 10/31/84)
Jamesie Evans (R, 10/31/83)	
Louise H. Gilliam (R, 10/31/85)	

SUPPORT PERSONNEL

Administrative Coordinator

Wayne G. Spaulding

Staff Assistant

Vacant

Administrative Assistant

Charlotte J. Harris

# **Conferences & Councils**

Article IV, Section 37 of the Constitution of the State of Delaware created this Court, consisting of the Chief Justice and the Associate Justices of the Supreme Court, the Chancellor of the Court of Chancery, and the President Judge of Superior Court.

Any judicial officer appointed by the Governor may be censured, removed, or retired by the Court on the Judiciary for willful misconduct in office, willful and persistent failure to perform duties, commission of an offense involving moral turpitude, other misconduct in violation of the Canons of Judicial Ethics, or permanent mental or physical disability interfering with the proper performance of these duties.

No censure, removal, or retirement can be effective until the judicial officer has been served with written charges and has had the opportunity to be heard in accordance with due process of law.

The Court on the Judiciary has the power to:

- (a) summon witnesses to appear and testify under oath and to compel production of other evidence, and
- (b) adopt rules establishing procedures for the investigation and trial of a judicial officer.

### JUDICIAL CONFERENCE

#### Legal Authorization

The Judicial Conference is authorized by Supreme Court Rule 35.

#### Duties

The Judicial Conference studies the judicial business of the courts with a view towards improving the administration of justice in the State. The Conference also considers improvements in procedure, considers and recommends legislation, considers and implements the Canons of Judicial Ethics, and holds symposia of the Bench and Bar.

#### Membership

The membership of the Conference includes the Judges of the Supreme Court, Court of Chancery, Superior Court, Family Court, Court of Common Pleas, and the Municipal Court of Wilmington. The Chief Justice is presiding officer of the Conference. The Director of the Administrative Office of the Courts serves as secretary for the Conference. Scheduled meetings of the Conference are held on the first Wednesdays of December and June.

COUNCIL ON THE ADMINISTRATION OF JUSTICE  
(As of 1/14/83)

Legal Authorization

The Council on the Administration of Justice is authorized by 10 Delaware Code, Chapter 20.

Duties

The Council is charged with the continuous study of the administration of justice in the State, and of the organization, procedure, practice, rules, and methods of administration and operation of each and all the courts of the State, whether of record or not of record. The Council collects and uses statistical and other information concerning the work of the courts and makes recommendations to the Governor, the General Assembly, the courts and/or the bar.

Membership

There are 15 members including the Chief Justice, the Chancellor, the President Judge of Superior Court, the Speaker of the House, the President Pro Tem of the Senate, the Minority Leaders of the House and Senate, the Attorney General, the President of the Bar Association, the President of the University of Delaware, and five non-lawyers appointed by the Governor for a term coextensive with that of the appointing Governor. Current membership is as follows:

Hon. Daniel L. Herrmann, Chief Justice, Supreme Court  
Hon. Grover C. Brown, Chancellor, Court of Chancery  
Hon. Albert J. Stiftel, President Judge, Superior Court  
Hon. Orlando J. George, Jr., Speaker of the House of Representatives  
Hon. Richard S. Cordrey, President Pro Tempore of the Senate  
Hon. Charles L. Hebner, Minority Leader, House of Representatives  
Hon. Andrew G. Knox, Minority Leader, Senate  
Hon. Charles M. Oberly, III, Attorney General  
E. A. Trabant, President, University of Delaware  
E. Norman Veasey, Esq., President, Delaware Bar Association  
Douglas A. Van Sant, Public Member  
Kenneth N. Meyer, Public Member  
Pearl Daniels, Public Member  
Robert D. Mitchell, Public Member  
Henry Roy Smith, III, Public Member



# **Legislation**

The following court-related legislation was enacted during 1982 by the Delaware General Assembly:

SENATE

Senate Bill 272

Sponsors, Senators Sharp, Citro, McDowell, Zimmerman, Vaughn, and Hughes and Representatives Riddagh, Oberle, Harrington, Cathcart, Spence, Minner, and Jonkiert.

Signed by the Governor 6/30/82.

This bill is the first leg of a constitutional amendment to expand the jurisdiction of the Supreme Court by adding the U.S. District Court for the District of Delaware to the list of courts from which the Supreme Court may hear matters.

Senate Bill 284

Sponsors, Senators Sharp, McDowell, Zimmerman, Vaughn, Hughes, and Citro and Representative Riddagh.

Signed by the Governor 2/8/82.

This bill allows Family Court to order children less than 14 years old to perform work services as a condition of probation so that they may pay restitution to the victim.

Senate Bill 288

Sponsors, Senator Adams and Representative Brady.

Signed by the Governor 7/2/82.

This bill allows judges appointed before 7/1/80 to have until 7/1/83 to decide if they wish coverage under the revised judiciary pension plan.

Senate Bill 355

Sponsors, Senator Berndt and Representative Buckworth.

Signed by the Governor 6/24/82.

This bill increases the size of estates which can be distributed without grant of letters to a maximum value of \$12,500 in assets as well as clarifying the law for distribution of a spouse's allowance from a decedent.

Senate Bill 356

Sponsor, Senator Berndt.  
Signed by the Governor 6/24/82.

This bill serves to revise the bonding requirement of a personal representative of an estate that is probated in Delaware.

Senate Bill 392

Sponsor, Senator Vaughn.  
Signed by the Governor 7/8/82.

This bill authorizes DELJIS Board of Managers to oversee development and operation of the judicial information system.

Senate Bill 394

Sponsors, Senators Vaughn, Sharp and Hughes and Representative Riddagh.  
Signed by the Governor 4/20/82.

This bill increases the penalty assessment on fines to be used for compensation from 10% to 15%.

Senate Bill 399

Sponsors, Senator Sharp and Representative Cathcart.  
Enacted 3/25/82.

This is the second leg of a constitutional amendment making the term of office four years for the New Castle County Sheriff.

Senate Bill 459

Sponsor, Senator Holloway.  
Signed by the Governor 6/21/82.

This bill permits Family Court to attach up to 50% of the weekly unemployment compensation of a defendant who does not pay a court support order.

Senate Bill 461

Sponsor, Senator Holloway.  
Signed by the Governor 6/21/82.

This bill states that a defendant in a Family Court support action who fails to notify the court of an address change within 5 working days may be held in contempt.

Senate Bill 473

Sponsors, Senator Torbert and Representative Riddagh.  
Signed by the Governor 7/8/82.

This bill adds causing the death of another person with criminal negligence during the commission of burglary in the first degree to the list of circumstances which constitute murder in the first degree.

Senate Bill 479

Sponsors, Senator Cook and Representative Sincock.  
Signed by the Governor 7/23/82.

This bill provides post-retirement increases to retired judges and survivors of former retired judges equal to those given in the past to State employees and provides that they share in any future post-retirement increases.

Senate Bill 485

Sponsor, Senator Sharp.  
Signed by the Governor 7/23/82.

This bill determines when possession of a prescription drug which isn't a controlled substance is a violation of the Uniform Controlled Substances Act. This is a Class B misdemeanor.

Senate Bill 502

Sponsors, Senator McDowell and Representative Brady.  
Signed by the Governor 5/13/82.

This bill allows the service of retired judges of constitutional courts at a per diem of \$150/day plus providing for the reimbursement of expenses during such duty.

Senate Bill 510

Sponsors, Senators Marshall, Torbert, Connor and Citro and Representatives Jonkiert and Riddagh.  
Signed by the Governor 7/8/82.

This bill modifies the aggravating circumstances for imposition of the death sentence for first degree murder by removing the circumstances of a "defenseless" victim and adding victims of "62 years of age or older".

Senate Bill 512

Sponsors, Senators Marshall, McDowell, Citro, and Connor and Representatives Jonkiert and Riddagh.  
Signed by the Governor 7/8/82.

This bill adds metamphetamine to the drug trafficking list and sets penalties for "trafficking in metamphetamine", which is to be a Class B felony.

Senate Bill 575

Sponsors, Senators Neal and Martin and Representatives Soles, Petrilli, and Anderson.  
Signed by the Governor 7/23/82.

This bill standardizes local ordinances and Delaware law in regard to punishment for various traffic offenses.

Senate Bill 594

Sponsors, Senators Hughes, Vaughn, Adams, Bair, Berndt, Citro, Connor, Knox, Littleton, McDowell, Neal and Sharp and Representative Spence.  
Signed by the Governor 7/8/82.

This bill makes the wearing of body armor during the commission of a felony a Class B felony.

Senate Bill 605

Sponsors, Senator Adams and Representative Brady.  
Passed 6/30/82.

This is the first leg of a constitutional amendment which sets a 60 day time limit in which Supreme Court Justices, Superior Court Judges, and Chancellors and Vice-Chancellors of the Court of Chancery may hold over in office until he or a new appointee takes the oath of office for the following term, which must be done within 30 days of confirmation. These standards remain whether or not the Senate is in session when the vacancy occurs.

HOUSE OF REPRESENTATIVES

House Bill 95

Sponsor, Representative Burris.  
Signed by the Governor 4/20/82.

This bill removes the requirement that a person arrested without a warrant for a motor vehicle offense be taken, or summoned to appear, before the nearest available Justice of the Peace.

House Bill 291

Sponsors, Representatives Ennis, Hebner, Smith and Holloway and Senators Bair and Berndt.  
Signed by the Governor 4/15/82.

This bill permits a summary proceeding for possession to be maintained only in the Justice of the Peace Court which handles civil cases and is in the same county as and is closest to the leased premises.

House Bill 298

Sponsors, Representative Riddagh and Senator Vaughn.  
Signed by the Governor 7/2/82.

This bill sets the procedure with which to determine which court (Family Court or otherwise) to take a juvenile arrested for multiple traffic offenses when the jurisdiction for the different offenses falls in different courts.

House Bill 299

Sponsors, Representative Riddagh and Senator Vaughn.  
Signed by the Governor 7/2/82.

This bill adds to the existing jurisdiction of the Justice of the Peace Courts as to what misdemeanors they may hear, try and finally determine.

House Bill 334

Sponsors, Representatives Brady, Riddagh, and Minner.  
Signed by the Governor 4/30/82.

This bill increases the civil jurisdiction for the Court of Common Pleas from a maximum of \$5,000 to a maximum of \$15,000.

House Bill 345

Sponsors, Representative Cordrey and Senator Littleton.  
Signed by the Governor 4/6/82.

This bill enables the Alderman of the town of Laurel to hear certain criminal offenses but not to hear any felonies.

House Bill 347

Sponsors, Representative Cordrey and Senator Littleton.  
Signed by the Governor 2/11/82.

This bill provides for an Alderman and an Associate Alderman for the town of Laurel as well as providing for the maintaining of a docket by the Alderman's Court.

House Bill 424

Sponsors, Representatives Darling, Minner, Cordrey, West, Riddagh, and Spence.  
Signed by the Governor 7/21/82.

This bill states that anyone convicted of rape in the first degree is to receive not less than a 20 year sentence without benefit of probation or parole.

House Bill 426

Sponsor, Representative Roy.  
Signed by the Governor 6/9/82.

This bill deals with wrongful death actions so as to permit the recovery of damages not limited to monetary losses by persons injured because of another person's death.

House Bill 468

Sponsor, Representative West.  
Signed by the Governor 7/21/82.

This bill expands the right of transfer for criminal cases from Justice of the Peace Courts, Mayor's Courts, or Alderman's Courts to the Court of Common Pleas to include any criminal cases where the maximum fine is at least \$15.

House Bill 506

Sponsors, Representatives Riddagh and Hebner and Senators Vaughn and Arnold.  
Signed by the Governor 4/14/82.

This bill allows a court to hold an operator's license as security for either a trial appearance or a sentencing appearance.

House Bill 507

Sponsors, Representatives Riddagh and Hebner and Senators Vaughn and Arnold.  
Signed by the Governor 4/20/82.

This bill allows a court to hold an operator's license as security for the payment of fines, costs, restitution, and the Victims Compensation Fund assessment.

House Bill 551

Sponsors, Representatives Riddagh, Oberle, and Spence and Senators Arnold, Sharp, and Vaughn.  
Signed by the Governor 7/8/82.

This bill permits appeals from convictions for a traffic violation in Alderman's Courts or Mayor's Courts to Superior Court as long as \$500 bond is posted within 15 days from the time of conviction. Appeal from any other inferior court to Superior Court is allowed only where the sentence imposed was imprisonment and/or a fine of at least \$100 and also requires the posting of bond.

House Bill 555

Sponsors, Representatives Riddagh, Spence, Jonkiert, Mack, Minner, Roy, Harrington, and Oberle and Senators Sharp, Arnold, Vaughn, Hughes, Cook, and Littleton.  
Signed by the Governor 6/22/82.

This bill deals with intimidation of witnesses and victims, making "acts of intimidation" a Class E felony and "aggravated acts of intimidation" a Class D felony.

House Bill 566

Sponsors, Representatives Gilligan and Riddagh.  
Signed by the Governor 6/21/82.

PAGE  
=188=

This bill changes the interference with child custody when taking the child to another state from a Class A misdemeanor to a Class E felony.

House Bill 567

Sponsors, Representatives Riddagh, Spence, Jonkiert, Mack, Minner, Roy, Harrington, and Oberle and Senators Arnold, Vaughn, Hughes, Cook and Littleton.  
Signed by the Governor 7/2/82.

This bill sets standards for "not guilty by reason of insanity" and "guilty, but mentally ill" while stating that mental illness caused by liquor or drugs doesn't constitute an acceptable defense.

House Bill 574

Sponsors, Representatives Riddagh, Spence, and Oberle and Senators Vaughn, Sharp, and Arnold.  
Signed by the Governor 7/2/82.

This bill makes the sentence for attempted robbery in the first degree to be the same as that for robbery in the first degree. Robbery in the first degree is a Class B felony.

House Bill 630

Sponsors, Representative Powell and Senator Cook.  
Signed by the Governor 6/30/82.

This bill standardizes the penalties for failure to report or pay over unclaimed property deemed abandoned and subject to escheat to the State at \$25 per day for up to \$2,500.

House Bill 661

Sponsors, Representatives Cathcart, Mack, Buckworth, Spence, Barnes, Dixon, Bennett, and Gilligan and Senators Citro, McBride, and Connor.  
Signed by the Governor 7/21/82.

This bill changes the mandatory minimum sentence for possession of a deadly weapon during the commission of a felony from 5 years without benefit of probation or parole to from 3 to 30 years without benefit of probation or parole.

House Bill 695

Sponsors, Representatives Riddagh, Barnes, Buckworth, Cathcart, Edwards, Ennis, Harrington, Mack, Oberle, Spence, West, Campanelli, Darling, Dixon, Jonkiert, and Minner and Senators Sharp, Marshall, McBride, Torbert, Vaughn, Arnold, Bair, Citro, Hughes, and Littleton.  
Signed by the Governor 6/22/82.

This bill justifies the unlimited use of force when in one's own dwelling under certain circumstances.



